



WOMEN'S BASKETBALL

WVU ATHLETIC COMMUNICATIONS
PO Box 877 | Morgantown, WV 26507-0877
304.293.2821

WVUSPORTS.com

2016-17 SCHEDULE/RESULTS

OVERALL:	19-9
BIG 12:	7-9
HOME:	14-3
AWAY:	2-6
NEUTRAL:	3-0

DATE	OPPONENT	TIME/RESULT
Oct. 31	Concord (exh.)	W, 104-48
Nov. 12	Charleston Southern	W, 88-38
Nov. 15	Howard	W, 95-49
Nov. 19	Coppin State	W, 69-39
Nov. 22	vs. North Carolina A&T ^	W, 80-64
Nov. 23	vs. East Carolina ^	W, 79-47
Nov. 24	vs. Auburn ^	W, 56-52
Nov. 27	High Point	W, 82-59
Nov. 30	Morehead State	W, 94-53
Dec. 4	Ole Miss ^ (Nexstar)	W, 66-61
Dec. 10	USC Upstate	W, 91-33
Dec. 17	vs. Longwood #	W, 107-40
Dec. 21	Mount St. Mary's	W, 77-45
Dec. 29	at TCU	W, 83-61
Jan. 1	at K-State ^ (Cox Kansas)	L, 86-71
Jan. 4	#2 Baylor ^ (FS2)	L, 91-56
Jan. 8	#20/24 Oklahoma ^ (FS1)	W, 83-73
Jan. 11	at Texas Tech ^ (FCS Pacific)	L, 75-66
Jan. 14	#16/17 Texas ^	L, 73-63
Jan. 18	at Kansas ^ (ESPN3)	W, 62-51
Jan. 21	at #2/2 Baylor ^ (FSN)	L, 79-73
Jan. 25	Texas Tech ^	W, 89-79
Jan. 29	at #12/13 Texas ^ (FS1)	L, 69-54
Feb. 4	Iowa State ^	L, 80-55
Feb. 7	at #19/22 Oklahoma ^ (FCS Central)	L, 90-87 (2OT)
Feb. 11	Oklahoma State ^	W, 79-53
Feb. 15	#24 K-State ^ (ROOT SPORTS)	W, 66-59
Feb. 18	at Iowa State ^	L, 68-53
Feb. 22	TCU ^	W, 77-73
Feb. 25	at Oklahoma State ^	6:00 p.m.
Feb. 27	Kansas ^ (ROOT SPORTS)	7:00 p.m.
Mar. 3-6	Phillips 66 Big 12 Championship+	

^ Savannah Invitational (Savannah, Ga.)

& SEC/Big 12 Challenge

Played in Charleston, W.Va.

* Big 12 Conference Game

+ Phillips 66 Big 12 Championship (Oklahoma City, Okla.)

All times Eastern • Dates and times subject to change

MEDIA CONTACT:

Russell Luna/Associate Director
Email: Russell.Luna@mail.wvu.edu
Office: (304) 293-2821
Cell: (304) 290-6236

GAME 29 // WEST VIRGINIA AT OKLAHOMA STATE

SAT., FEB. 25, 2017 | 6 P.M. ET | GALLAGHER-IBA ARENA (13,611) | STILLWATER, OKLA.



GAME INFORMATION

Live Video... YouTube.com/OSUAthletics
Radio... Mountaineer Sports Network from IMG
Talent..... Dan Zangrilli and Meg Bulger
Live Updates..... @WVUWBB
Live Stats..... WVULiveStats.com



OKLAHOMA STATE

Ranking (AP/Coaches)NR/NR
2016-17 Record 15-12, 5-11 Big 12
Head CoachJim Littell
6th Season at OSU.....124-66 (.653)
24th Season Overall637-166 (.793)
Scoring Leader Jensen, 18.6 ppg
Rebounds Leader Jensen, 10.7 rpg
Assists Leader Loecker, 3.0 apg
Steals LeaderColeman, 1.1 spg
Blocks Leader Jensen, 1.8 bpg

WEST VIRGINIA

Ranking (AP/Coaches)RV/RV
2016-17 Record 19-9, 7-9 Big 12
Head CoachMike Carey
16th Season at WVU341-180 (.655)
29th Season Overall629-282 (.690)
Scoring Leader T. Martin, 17.8 ppg
Rebounding Leader.... Montgomery, 9.2 rpg
Assists Leader Ray, 6.0 apg
Steals Leader Two tied at 1.9 spg
Blocks Leader Montgomery, 2.9 bpg

THE TREND



SEEKING 11TH 20-WIN SEASON

With a win over Oklahoma State, WVU will reach the 20-win plateau for the 11th time under 16-year coach Mike Carey and for the 15th time overall in program history. WVU has reached 20+ wins the last three seasons.

WEST VIRGINIA'S PROBABLE STARTERS

P #	Name	Ht.	Cl.	Hometown	PPG	RPG	FG%	3FG%	Other Stat
G 12	Chania RAY	5-8	Jr.	Alexandria, Va.	8.6	4.0	32.8	27.4	6.0 APG
G 22	Katrina PARDEE	5-9	So.	Cedar Park, Texas	7.1	2.0	35.8	37.3	1.5 3PTPG
G 5	Tynice MARTIN	5-10	So.	Atlanta, Ga.	17.8	4.2	41.0	36.1	1.9 SPG
F 11	Teana MULDROW	6-1	Jr.	East Orange, N.J.	14.6	8.4	47.4	38.0	1.5 SPG
C 15	Lanay MONTGOMERY	6-5	Sr.	Pittsburgh, Pa.	11.4	9.2	68.7	0.0	2.9 BPG

QUICK HITTERS

- West Virginia (19-9, 7-9) and Oklahoma State (15-12, 5-11) meet for the second time in two weeks. The Mountaineers knocked down a school-record 17 three-pointers in the win over the Cowgirls on Feb. 15. The Mountaineers own a 7-4 edge in the all-time series and a 3-2 mark in Stillwater. WVU is seeking its first win at OSU since knocking off the No. 21 Cowgirls, 61-49, on Jan. 17, 2015.
- Tynice Martin and Teana Muldrow combined for 50 of West Virginia's 77 points in a 77-73 win over TCU on Wednesday. Martin tallied 25 points and grabbed eight rebounds.
- Muldrow scored a career-high 25 points and grabbed a game-high 14 rebounds, while becoming the 33rd Mountaineer to reach the 1,000-point milestone.
- Martin is second in the Big 12 with 17.8 points per game, while Lanay Montgomery continues to lead the conference with a 68.7 field goal percentage. Chania Ray, who dished out eight assists against TCU, leads the league with 6.0 assists per game.



STATISTICAL COMPARISONS

	WVU	OSU
Scoring	2101	1808
Per Game.....	75.0	67.0
Scoring Margin	+12.9	+2.2
Scoring Defense	62.1	64.7
Field Goals-Att	762-1712	655-1575
Field Goal %445	.416
Field Goal Defense372	.385
3-Pt FG-Att	191-539	126-385
3-Pt FG %354	.327
3-Pt FG Per Game.....	6.8	4.7
3-Pt FG Defense.....	.298	.349
Free Throws	386-538	372-538
FT Percentage717	.691
FT Made Per Game.....	13.8	13.8
Rebounds	1172	1099
Per Game.....	41.9	40.7
Margin.....	+6.8	+4.9
Assists	455	368
Per Game.....	16.3	13.6
Turnovers	469	419
Per Game.....	16.8	15.5
Margin.....	-0.2	-2.2
Assist/TO Ratio.....	1.0	0.9
Steals	240	164
Per Game.....	8.6	6.1
Blocks	164	109
Per Game.....	5.9	4.0
Win/Loss Streak	W1	W1

SERIES HISTORY

WVU LEADS SERIES, 7-4

- In Morgantown:** WVU leads, 4-2
- In Stillwater:** WVU leads, 3-2
- At Neutral Site:** Never Met

Last Five Meetings:

- Feb. 11, 2017 - W, 79-53 - Morgantown
- Feb. 27, 2016 - W, 82-48 - Morgantown
- Feb. 13, 2016 - L, 63-51 - Stillwater
- Feb. 18, 2015 - L, 52-46 - Morgantown
- Jan. 17, 2015 - W, 61-49 - Stillwater

SCOUTING OSU

- Oklahoma State (15-12, 5-11) has won two of three since losing five consecutive games and most recently picked up a 75-62 win over Texas Tech on Wednesday.
- The Cowgirls are averaging 67.0 points per game, while giving up 64.7 ppg to opponents. OSU is shooting 41.6 percent (655-of-175) from the field and limiting opponents to 38.5 (640-of-1661) percent.
- Three Cowgirls are averaging double-figures with Kaylee Jensen leading the way with 18.6 points. Mandy Coleman and Karlie Wheeler follow with 12.8 points and 12.0 points, respectively.
- Jensen leads the Big 12 in points per game and with 10.7 rebounds per game. She is ninth nationally with 19 double-doubles and is 19th in the NCAA with 7.0 defensive rebounds per contest.
- Katelyn Loecker leads the Cowgirls with 81 assists, while averaging 3.9 points per game.

2016-17 NUMERICAL ROSTER & PRONUNCIATIONS



No.	Name	Pronounced	Pos.	Ht.	Yr.	Hometown/Previous School
2	Alexis Brewer		G	5-9	So.	Buffalo, Ky./Bardstown
4	Nia Staples	NEE-uh	G	5-9	Fr.	Cincinnati, Ohio/Lakota West
5	Tynice Martin	TIE-neece	G	5-10	So.	Atlanta, Ga./SW Atlanta Christian Aca.
11	Teana Muldrow	tee-AH-nuh.MULL-droh	F	6-1	Jr.	East Orange, N.J./East Orange
12	Chania Ray	shuh-NYE-uh	G	5-8	Jr.	Alexandria, Va./Florida State
13	Kristina King		F	6-3	Jr.	Mebane, N.C./Gulf Coast State
14	Bailey Thomas		G	5-9	Fr.	Rochester Hills, Mich./Centennial (Nev.)
15	Lanay Montgomery	luh-NAY	C	6-5	Sr.	Pittsburgh, Pa./Aca. of the Holy Cross
20	Desiree Rhodes	DEZ-uh-ray	P	6-1	Sr.	Aurora, Ill./Wabash Valley College
22	Katrina Pardee	par-DEE	G	5-9	So.	Cedar Park, Texas/Vista Ridge
23	Aisha Edwards	eye-EE-shuh	G	5-8	Jr.	Boca Raton, Fla./Chipola College
24	Anja Martin	ANN-juh	F/G	5-11	So.	San Antonio, Texas/John Paul Stevens
34	Theresa Ekhelar*	EK-hel-ARR	C	6-6	So.	Woodbridge, N.J./Ohio State
45	Marlena Schmidt		F	6-6	r-Fr.	Eighty Four, Pa./Ringgold
55	Krystaline McCune	CHRIS-tuh-lynn mih-CYON	F	6-4	Fr.	Louisville, Ky./duPont Manual

* - Must sit out until the end of the fall 2017 semester due to NCAA transfer rules

Head Coach: Mike Carey (16th season)

Associate Head Coach: Chester Nichols (9th season)

Assistant Coaches: Diane Richardson (1st season), Lester Rowe (6th season)

LAST TIME OUT

- Tynice Martin and Teana Muldrow combined for 50 of West Virginia's 77 points, as the Mountaineers held on for a 77-73 win over TCU on Wednesday.
- Martin scored 25 points and grabbed eight rebounds, while Muldrow netted a career-high 25 points and grabbed 14 boards in the win. Muldrow became the 33rd Mountaineer in program history to reach the 1,000-point milestone with a made free throw at the 5:10 mark of the second quarter.
- Wednesday's victory marked the 14th home win for West Virginia this season, which is tied for the third-most home wins in program history.

FEBRUARY FACTS

- West Virginia is 69-50 (.580) in the month of February under Mike Carey.
- Under Carey, when West Virginia wins five or more games in the month of February, the Mountaineers have reached the NCAA Tournament (seven times). Only twice has WVU reached the tournament winning five or fewer games (3 in 2011 and 4 in 2004).
- WVU has won five or more games in February in four of the last five seasons: 6 in 2016, 7 in 2014, 5 in 2013 and 6 in 2012.
- WVU has three wins this month with wins over Oklahoma State, K-State and TCU.

AIMING FOR 20 WINS

- West Virginia is one victory away from securing its 11th 20-win season under the direction of 16-year coach Mike Carey.
- Overall, the program has produced 14 20-win seasons with 10 of those coming in 15 seasons under Mike Carey.
- A WVU victory would set a school-record fourth consecutive year of reaching 20 or more wins.

MULDROW REACHES 1,000 POINTS

- Teana Muldrow became just the 33rd Mountaineer to reach the 1,000-point milestone with a free throw make at the 5:10 mark of the second quarter vs. TCU (Feb. 22).
- In the victory over TCU, the junior from East Orange, New Jersey, scored a career-best 25 points and grabbed 14 rebounds for her seventh double-double of the season.
- Muldrow is fourth in the Big 12 with 8.4 rebounds per game and is eighth with 14.6 points per game.
- The junior is second in the Big 12 with 5.9 defensive rebounds per game.
- Muldrow is 12th all-time at WVU with 113 career made treys, 13th with 79 blocks and 15th with 588 rebounds.
- Muldrow is the active team leader with 51 games scored in double-figures.
- She earned all-tournament honors earlier this season at the Savannah Invitational.

IN THE POLLS

Associated Press Poll (Feb. 20)

Team	W-L	Pts.
1. Connecticut (33)	26-0	825
2. Maryland	26-1	788
3. Mississippi State	27-1	755
4. Baylor	25-2	731
5. Notre Dame	25-3	682
6. Texas	21-5	608
7. South Carolina	22-4	602
8. Florida State	24-4	583
8. Stanford	24-4	583
10. Oregon State	25-3	528
11. Washington	25-4	494
12. Ohio State	23-5	469
13. Duke	24-4	467
14. Louisville	23-6	414
15. UCLA	20-7	350
16. Oklahoma	21-6	340
17. Miami	19-7	274
18. NC State	20-7	232
19. DePaul	22-6	208
20. Syracuse	18-9	162
21. Drake	22-4	123
22. Kentucky	19-8	110
23. Temple	21-5	99
24. Missouri	19-9	62
25. Michigan	21-7	53

OTHERS RECEIVING VOTES: Texas A&M 45, Kansas State 45, Creighton 32, South Florida 27, Tennessee 9, Belmont University 7, Green Bay 4, **West Virginia 4**, Arizona State 3, Colorado State 2, Tulane 2, Wright State 1, LSU 1, Marquette 1

USA Today Coaches' Poll (Feb. 21)

Team	W-L	Pts.
1. Connecticut (32)	26-0	800
2. Mississippi State	27-1	760
3. Baylor	26-2	738
4. Notre Dame	25-3	692
5. Maryland	26-2	677
6. Stanford	24-4	574
7. South Carolina	22-4	559
8. Oregon State	25-3	553
9. Ohio State	24-5	532
10. Texas	21-6	507
11. Florida State	24-4	501
12. Washington	25-4	491
13. Duke	24-4	439
14. Louisville	23-6	435
15. UCLA	20-7	346
16. Oklahoma	21-6	321
17. Miami	19-7	255
18. DePaul	22-6	252
19. NC State	20-7	204
20. Temple	21-5	168
21. Syracuse	18-9	167
22. Drake	22-4	89
23. Arizona State	17-10	74
24. Michigan	21-7	61
25. Creighton	20-6	50

OTHERS RECEIVING VOTES: South Florida 39, Texas A&M 39, Kentucky 26, Missouri 14, Tennessee 9, Virginia 6, Marquette 4, Indiana 4, Kansas State 3, Tulane 2, **West Virginia 2**, Jacksonville 2, Little Rock 2, Elon 1, New Hampshire 1, Northwestern 1.

SINGLE-SEASON NOTABLES

- Tynice Martin (497) is seventh all-time on WVU's sophomore scoring list and is six away from passing Donna Abbott for sixth.
- Martin is three points away from becoming the 16th Mountaineer to score 500 or more points in a season.
- Martin's 57 3-pointers are sixth for a Mountaineer sophomore.
- Lanay Montgomery's 80 blocked shots are second all-time by a West Virginia senior and sixth overall.
- If the season concluded today, Montgomery's 68.7 field goal percentage would break her own WVU single-season record (58.9%).
- Chania Ray's 167 assists are fourth all-time by a Mountaineer junior and 11th all-time.
- Ray's 82.9 free throw percentage (58-of-70) is currently the second-best ever by a WVU junior and 11th all-time.
- WVU's 191 three-point makes this season are seventh all-time, while the team's 164 blocks are eighth all-time.

NEARING SEASON'S END

- As of Friday, WVU holds a team RPI of 57 with four top 100 RPI victories.
- WVU holds top 50 RPI victories over No. 15 Oklahoma, No. 17 Kansas State and No. 43 Auburn.
- If the Phillips 66 Big 12 Championship was played today, West Virginia would be the No. 6-seed and face No. 3-seed Oklahoma.

MONTGOMERY MAGIC

- Senior center Lanay Montgomery leads the Big 12 with a 68.7 field goal percentage (136-of-198) through 28 games.
- Montgomery has shot 41 percent or better in 24 of 28 games this season.
- WVU is 11-2 this season when Montgomery makes six or more field goals in a contest.
- Montgomery's 59.9 career field goal percentage is on pace to set a WVU career record.
- Montgomery's 10 double-doubles this season are a career-best and the most since Liz Repella's 12 in 2009.
- Montgomery is the first Mountaineer since Maria Tchobanova in 1999 to reach 19 or more career double-doubles. Her 19 double-doubles are seventh all-time at WVU.
- Montgomery's 311 career blocks are second all-time at WVU and fourth all-time in the Big 12 Conference.

KEY NUMBERS TO A WIN

- WVU is 19-1 when ahead at halftime.
- WVU is 18-0 when shooting higher than its opponent and 7-0 when shooting better than 50 percent from the field.
- West Virginia is 19-1 when it wins the rebound battle.
- The Mountaineers are 13-0 when holding their opponents less than 60 points.

XII UPDATE

Team	Big 12	Overall
Baylor	15-1	26-2
Texas	14-2	21-6
Oklahoma	12-4	21-7
Kansas State	10-6	20-8
Iowa State	7-9	16-11
West Virginia	7-9	19-9
Oklahoma State	5-11	15-12
TCU	4-12	12-15
Texas Tech	4-12	12-15
Kansas	2-14	8-19

Saturday, February 25

Texas Tech at Baylor* (FSSW), 1 p.m.

K-State at Kansas* (ESPN3), 3 p.m.

West Virginia at Oklahoma State*, 6 p.m.

Oklahoma at TCU* (FSSW+), 8 p.m.

Monday, February 27

Kansas at West Virginia* (ROOT SPORTS), 7 p.m.

Baylor at Oklahoma* (FS1), 8 p.m.

TCU at Texas Tech* (FSN), 8 p.m.

Texas at K-State* (ESPN3), 8 p.m.

Oklahoma State at Iowa State*, 8 p.m.

Friday, March 3 - Big 12 First Round*

G1: No. 8-seed vs. No. 9-seed (FCS), 7 p.m.

G2: No. 7-seed vs. No. 10-seed (FCS), 9:30 p.m.

Saturday, March 4 - Big 12 Quarterfinal Round*

G3: No. 4-seed vs. No. 5-seed (FSN), Noon

G4: No. 1-seed vs. G1 Winner (FSN), 2:30 p.m.

G5: No. 2-seed vs. G2 Winner (FSN), 7 p.m.

G6: No. 3-seed vs. No. 6-seed (FSN), 9:30 p.m.

Sunday, March 5 - Big 12 Semifinal Round*

G7: G3 Winner vs. G4 Winner (FSN), 2:30 p.m.

G8: G5 Winner vs. G6 Winner (FSN), 5 p.m.

Monday, March 6 - Big 12 Championship*

G9: G7 Winner vs. G8 Winner (FS1), 9 p.m.

* - played at Chesapeake Energy Arena (Oklahoma City, Okla.)

STAT RANKINGS

- West Virginia sits in the top 30 nationally in two statistical categories: 13th in blocked shots per game (5.9 bpg) and 27th in scoring margin (+12.9).
- Chania Ray is 22nd nationally and leads the Big 12 with 6.0 assists per game.
- Tynice Martin is second in the Big 12 and 59th nationally with 17.8 points per game.
- Lanay Montgomery's 2.9 blocked shots per game are first in the league and 12th nationally.
- Montgomery paces the Big 12 with a 68.7 field goal percentage (136-of-198).
- Sophomore guard Alexis Brewer leads the Big 12 with a 47.0 3-point field goal percentage (31-of-66).



QUICK FACTS

Location:	Morgantown, W.Va.
Enrollment:	31,514
Founded:	1864
Nickname:	Mountaineers
Colors:	Old Gold & Blue
Conference:	Big 12
President:	E. Gordon Gee
Director of Athletics:	Shane Lyons
Arena:	WVU Coliseum (14,000)
Program Record:	734-553 (44 years)
2015-16 Record:	25-10 (12-6, 3rd in Big 12)
2015-16 Postseason:	NCAA Second Round
NCAA Appearances:	11 (Last in 2016)
WNIT Appearances:	4 (Last in 2015)
Starters R/L:	3/2
Newcomers:	5
Letterwinners R/L:	8/4
Head Coach:	Mike Carey (Salem, '80)
Record at WVU:	341-180 (16 years)
Overall Record:	629-282 (29 years)
Associate HC:	Chester Nichols
Assistant Coaches:	Diane Richardson, Lester Rowe
Dir. of Ops/Ast. to HC:	Pat Biondo
Video Coordinator:	Craig Carey
Cor. of Player Development:	Lauren Reda

MEDIA INFORMATION

WVU ATHLETIC COMMUNICATIONS

Russell Luna/Associate Director/WBB Contact
 russell.luna@mail.wvu.edu
 304-293-2821 (o)
 304-290-6236 (c)

CREDENTIALS

Photographers and media members who wish to cover a game at the WVU Coliseum should contact women's basketball contact/associate director of athletic communications Russell Luna at least 24 hours in advance. Credential pickup is located at the Gold Gate and opens one hour prior to each game.

GAMEDAY

Parking is free and open to the public in the Coliseum parking lot. Parking passes will be provided for only games that coincide with WVU men's basketball games.

The working press area is located on the east side of the main floor at concourse level (22 rows from the playing floor). Press should enter through the Gold Gate with their credentials. Forty-eight seats are available for working media; four television slings are also available. West Virginia grants broadcast rights to the official radio outlet of the visiting team on reciprocal basis.

Accredited photographers may work along the playing floor at both baselines behind the restriction line established by the NCAA. Cutline writers or equipment carriers are not permitted on the playing floor.

The WVU Coliseum also supports wireless internet access. Please see women's basketball contact Russell Luna for login and password information.

Complete statistics are provided to all working media at halftime and postgame. Requested team members and coach Carey will be available for interviews following a 15-minute grace period.

DURING THE WEEK

Any member of the media wishing to interview a player or member of the coaching staff during the week should contact West Virginia women's basketball contact/associate director of athletic communications Russell Luna at least 24 hours in advance.

Cell phone numbers will not be made available and all WVU student-athletes have been instructed to not conduct interviews without prior approval of the athletic communications staff.

DOUBLE-DOUBLE MANIA

- The Mountaineers have surpassed their double-double total of nine from last season with 20 in 2016-17.
- This year, five different players have recorded double-doubles including a career-best 10 from senior center Lanay Montgomery.
- Montgomery and Teana Muldrow have combined for 17 double-doubles this season.
- Muldrow recorded double-doubles in back-to-back games against Oklahoma (22p/13r) and Oklahoma State (14p/13r).

RAY GRASPING THE POINT

- Junior guard Chania Ray has excelled at the point guard position this season. She leads the Big 12 Conference and ranks 22nd nationally with 6.0 assists per game.
- Ray's 167 assists are fourth-most by a Mountaineer junior and her 223 handouts are 21st all-time in Mountaineer history.
- Ray has distributed multiple assists in 30 consecutive games since March 2016.
- She has eclipsed the double-digit assists plateau three times this with 11 vs. Charleston Southern (Nov. 12), 10 against Oklahoma (Jan. 8) and 10 vs. K-State (Feb. 15).
- Ray inked her first double-double with 14 points and 10 assists in the win over No. 24 Kansas State (Feb. 15).
- She was named the Big 12 Conference Co-Player of the Week on Jan. 2, along with Oklahoma's Peyton Little.

ALMOST HEAVEN, WEST VIRGINIA

- With an 83-73 victory over No. 20 Oklahoma on Jan. 8, WVU has reached 10+ home wins in 12 of 16 seasons under Mike Carey.
- WVU has won 13 or more home games in each of the last four seasons.
- WVU collected its 14th home victory, which is tied for the third-most wins at home in school history.
- WVU's 14-game home win streak was snapped with a loss to Baylor on Jan. 4, which was the sixth-longest in program history.
- WVU has won a school-record 32 consecutive nonconference games inside the Coliseum dating back to Nov. 24, 2013.
- The Mountaineers' last loss against a nonconference opponent at the WVU Coliseum came to Ohio State on Nov. 8, 2013, with WVU falling 70-61.
- The previous record of 19 lasted from Dec. 30, 2008 to Jan. 2, 2011.
- West Virginia is 105-7 (.938) at home against nonconference opponents since 2002.
- WVU is 196-49 (.800) all-time at home under Mike Carey, including 17-0 in 2010.
- With a 9-0 mark, WVU recorded its 10th undefeated season at home against nonconference competition in 16 years under Mike Carey.
- WVU has won 80 percent or more of its home games in seven of the last eight years.
- WVU is 392-157 (.714) at the Coliseum all-time.

RADIO INFORMATION

RADIO COVERAGE

The Mountaineer Sports Network from IMG will air every women's basketball game on radio stations throughout West Virginia and on WVUsports.com with announcer Dan Zangrilli on the call and Meg Bulger with the analysis. Fans can also listen to the network on WVUsports.com, the WVU Gameday app and by using the TuneIn Radio app (most broadcasts).

RADIO AFFILIATES

Beckley	W228CF-FM	93.5
Beckley	WBKW-AM	1070
Clarksburg	WPDX-AM	750
Clarksburg	WPDX-FM	104.9
Fairmont	WMMN-AM	920
Fairmont	WRLF-FM	94.3
Montgomery	WMON-AM	1340
Morgantown	WZST-FM	100.9
Parkersburg	WADC-AM	1050
South Charleston	WSCW-AM	1410
St. Albans	WJYP-AM	1300

MEDIA PLANNER

2/24	Interviews in BPF HOT - 2:40 p.m.
2/25	WVU at Oklahoma State - 6 p.m.
2/27	WVU vs. Kansas (ROOT SPORTS) - 7 p.m.

All other media requests need to be arranged through Russell Luna.



WITTS MAKE MAJOR GIFT TO WBB

- Loyal West Virginia University supporters Byron and Susan Witt have contributed a major gift of \$150,000 to the WVU women's basketball program to help renovate the Mountaineers' locker room inside the WVU Coliseum. This donation is in addition to another \$100,000 the Witts gave to the program in 2014 for women's basketball facility upgrades in the Basketball Practice Facility and WVU Coliseum.
- The donation will help the program update flooring, lockers and other items that will give the Mountaineers some of the best accommodations in the Big 12 Conference and nationally.

WHEN WEST VIRGINIA...

Plays a Home Game:	14-3
Plays a Road Game:	2-6
Plays at a Neutral Site:	3-0
Plays a Big 12 Game:	7-9
Plays a Non-Conference Game:	12-0
Plays on Monday:	0-0
Plays on Tuesday:	2-1
Plays on Wednesday:	7-2
Plays on Thursday:	2-0
Plays on Friday:	0-0
Plays on Saturday:	5-4
Plays on Sunday:	3-2

Wears White Uniforms:	13-2
Wears Navy Uniforms:	4-6
Wears Gold Uniforms:	2-1

Wins the Tipoff:	17-5
Does Not Win the Tip:	2-4
Is Ahead at Halftime:	19-1
Is Behind at Halftime:	0-8
Is Tied at the Half:	0-0

Plays an Overtime Game:	0-1
Leads by 10 or More Points:	19-2
Trails by 10 or More Points:	0-7
Leads Entering the Final Minute:	18-0
Trails Entering the Final Minute:	0-9
Is Tied Entering the Final Minute:	1-0

50% or Better From the Field:	7-0
Less than 50% From the Field:	12-9
Allows Opp. to shoot 50%+:	0-3
Holds Opp. to less than 50%:	19-6
Shoots Higher than Opponent:	18-0
Shoots Lower than Opponent:	1-9
Shoots the same as Opponent:	0-0

Outrebounds the Opponent:	19-1
Is Outrebounded by the Opponent:	0-7
Has the Same Number of Rebs.:	0-1

Outscores the Opponent's Bench:	11-2
Is Outscored by Opponent's Bench:	8-7
Same Number of Bench Points:	0-0
Makes More FTs than Opponent:	13-3
Makes Less FTs than Opponent:	6-6
Makes Same Number of FTs:	0-0

Commits More Fouls Than Opp.:	5-3
Fewer Fouls Than Opponent:	12-4
Commits Same Number of Fouls:	2-2

Has More Turnovers than Opp.:	7-5
Has Fewer Turnovers than Opp.:	11-1
Has the Same Number of TOs:	1-3

Scores Less than 60 Points:	1-4
Scores 60-69 Points:	4-2
Scores 70-79 Points:	4-2
Scores 80 or more Points:	10-1

Holds Opponent Under 60 Points:	13-0
Allows Opponent 60-69 Points:	3-2
Allows Opponent 70-79 Points:	3-3
Allows Opponent 80+ points:	0-4

Win-Loss Margin	
Margin: 1 2-5 6-10 11-20 21-30 31+	
Record: 0-0 3-1 3-3 2-3 3-1 8-1	

HOME RECORDS UNDER CAREY

2016-17	14-3* (.824)
2015-16	13-2 (.867)
2014-15	19-4* (.827)
2013-14	13-2 (.867)
2012-13	9-6 (.600)
2011-12	14-3 (.824)
2010-11	13-3 (.813)
2009-10	17-0 (1.000)
2008-09	11-6 (.647)
2007-08	11-1 (.917)
2006-07	13-1 (.929)
2005-06	7-6 (.538)
2004-05	14-3 (.824)
2003-04	10-2 (.833)
2002-03	9-4 (.692)
2001-02	9-3 (.750)

* - WVU played the 2015 WNIT Championship game at the Charleston Civic Center. The NCAA counted the game as a home contest for WVU. WVU also played Longwood in Charleston as a home game in Dec. 2016.

LANAY 8 REBOUNDS FROM FOURTH

- Lanay Montgomery has 883 total rebounds, which rank fifth all-time at WVU. She needs eight more to pass Mary Hennen (890) for fourth.
- Additionally, Montgomery has corralled 307 career offensive rebounds, which are fourth.
- With her five blocks against Mount St. Mary's on Dec. 21, Montgomery moved past Asya Bussie (270) for No. 2 on WVU's all-time career blocks list.
- Montgomery's 311 blocks are fourth all-time in the Big 12. She is fourth in the NCAA among active career leaders.
- Montgomery's 10 double-doubles this season are a career-best and 14th all-time.
- Her 19 career double-doubles are seventh all-time.
- Montgomery is the first Mountaineer since Maria Tchobanova in 1999 to record 19 or more double-doubles in a career.
- If the trend continues, Montgomery can become the Mountaineers' best shooter in program history surpassing Olayinka Sanni (55.7%). Her career field goal percentage of 59.9% currently ranks first at WVU.
- Montgomery's 17/18 performance against Charleston Southern is the best for a Mountaineer since Donna Abbott inked 22 points and grabbed 19 rebounds against Rutgers Feb. 1991.
- Montgomery tallied a career-high 23 points, grabbed 18 rebounds and blocked six shots against Morehead State on Nov. 30.
- She joined Georgeann Wells (1984) as the only Mountaineers to score 20+, rebound 18+ and block 5+ in a game.
- On Dec. 7, Montgomery garnered NCAA Weekly Starting Five honors for her performance against Morehead State.
- Montgomery was named one of 30 women's basketball candidates announced for the 2017 Senior CLASS Award earlier in January.

MONTGOMERY CAREER WATCH

Record	Total	Rank
Field Goal %	59.9	1st
Blocked Shots	311	2nd
Total Rebounds	883	5th
Offensive Rebs.	307	4th
Rebound Avg.	7.1	7th
Double-Doubles	19	7th

STATISTICAL RANKINGS

Category	Big 12	NCAA
Scoring Offense	3rd	31st
Scoring Defense	4th	121st
Scoring Margin	3rd	27th
Free Throw Pct.	4th	T-100th
Field Goal Pct.	3rd	34th
Field Goal Pct. Defense	3rd	55th
3-Point FG Per Game	4th	84th
3-Point FG Pct.	5th	45th
3-Point FG Pct. Defense	3rd	95th
Rebounding Margin	3rd	33rd
Blocked Shots Per Game	3rd	13th
Assists Per Game	T-2nd	35th
Steals Per Game	3rd	113th
Turnover Margin	8th	184th
Assist/Turnover Ratio	5th	95th

Individual Top 5 Rankings in the Big 12

Scoring	Big 12	NCAA
Tynice Martin (17.8)	2nd	59th
Rebounding		
Lanay Montgomery (9.2)	2nd	49th
Teana Muldrow (8.4)	4th	92nd
Field Goal Percentage		
Lanay Montgomery (68.7%)	1st	
Free Throw Percentage		
Chania Ray (82.9%)	5th	
Assists		
Chania Ray (6.0)	1st	22nd
Steals		
Tynice Martin (1.9)	T-4th	T-166th
Chania Ray (1.9)	T-4th	T-166th
3-Point Field Goal Percentage		
Alexis Brewer (47.0%)	1st	
Blocked Shots		
Lanay Montgomery (2.9)	1st	12th
Offensive Rebounds		
Lanay Montgomery (3.4)	3rd	
Defensive Rebounds		
Teana Muldrow (5.9)	2nd	
Lanay Montgomery (5.8)	4th	



LENDING A HELPING HAND

- The WVU women's basketball team assisted with the flood recovery efforts that devastated the state in June 2016.
- As a group, the team donated supplies and other items needed. On July 15, 2016, the Mountaineers visited Rainelle, West Virginia, to assist with the efforts. The team helped 'gut' a home by removing anything that had been touched by the flood waters including the kitchen, bathroom, walls and flooring.
- On November 1, 2016, the Mountaineers played an exhibition game against Concord at Robert C. Byrd High School in Clarksburg, West Virginia. All of the proceeds from the contest will be given to those affected by the flooding in Rainelle.



SPECIALTY STATS (WVU/OPP)

	Paint	Off TO	2nd Chance	Fast Break
CSU	38/2	24/10	21/10	14/0
HOW	32/18	34/18	14/0	14/2
COP	22/18	23/17	15/12	8/10
NCAT	22/14	25/20	17/12	2/2
ECU	34/22	28/13	14/11	2/0
AUB	22/18	8/14	3/5	0/2
HPU	42/8	27/6	18/15	14/2
MSU	52/24	19/11	30/9	12/2
MISS	30/26	13/9	10/4	8/0
UPST	54/14	19/6	15/2	14/4
LONG	40/12	29/7	21/6	10/4
MSM	56/22	17/9	12/8	8/0
TCU	32/24	19/20	12/13	20/3
KSU	22/54	5/16	7/13	8/4
BU	26/46	11/12	7/33	8/4
OU	38/32	15/18	17/6	10/10
TTU	30/30	13/18	6/9	0/4
UT	24/48	10/30	9/16	6/16
KU	28/20	18/13	18/6	0/2
BU	42/44	18/12	14/13	6/2
TTU	38/22	18/16	11/11	2/0
UT	22/28	10/22	9/11	2/10
ISU	6/26	5/10	6/14	0/0
OU	20/44	15/29	15/18	0/4
OSU	10/24	9/7	8/4	2/6
KSU	28/22	19/13	15/12	6/6
ISU	24/26	7/22	8/12	2/0
TCU	32/34	16/23	13/7	2/4
OSU				
KU				

SCORING BREAKDOWN (WVU/OPP)

	Bench	1st half	2nd half	Largest Lead
CSU	23/10	41/13	47/25	50/0
HOW	29/13	39/20	56/29	46/1
COP	8/10	33/13	36/26	32/0
NCAT	16/15	52/28	28/36	29/0
ECU	19/4	39/25	40/22	32/0
AUB	14/8	31/28	25/24	14/1
HPU	19/35	45/31	37/28	25/0
MSU	19/10	52/28	42/25	43/2
MISS	34/18	26/20	40/41	11/2
UPST	28/23	42/19	49/14	60/0
LONG	36/24	62/22	45/18	67/0
MSM	18/18	40/17	37/28	35/0
TCU	4/15	41/19	42/42	36/2
KSU	0/28	39/51	32/35	3/22
BU	6/27	27/42	29/49	1/37
OU	22/30	42/25	41/48	17/2
TTU	12/17	25/29	41/46	10/17
UT	3/18	25/34	38/39	6/22
KU	7/22	31/24	32/27	12/3
BU	9/16	34/40	39/39	6/12
TTU	14/18	43/24	46/55	22/0
UT	12/22	26/30	28/39	4/19
ISU	9/7	28/37	27/43	1/29
OU	10/42	33/25	34/42	20/23 15/4
OSU	16/10	39/24	40/29	28/0
KSU	12/16	39/25	27/34	19/2
ISU	7/5	26/29	27/39	3/21
TCU	11/22	43/35	34/38	14/4
OSU				
KU				

CAREY COACHES 900TH GAME

- On Nov. 27 against High Point, program all-time wins leader Mike Carey (341-180) coached his 500th game at West Virginia.
- Carey coached his 900th collegiate game on Jan. 11 at Texas Tech.
- Carey is in his 16th season at the helm of the WVU women's basketball program.
- He produced 288 wins at Salem and has 341 victories at West Virginia.
- His .655 winning percentage in 16 seasons at WVU is a program-best.
- Mike Carey (629) recorded his 600th career win at the collegiate level with WVU's 72-35 victory over Kansas on Jan. 16, 2016.
- With a win over Morehead State on Dec. 2, 2015, Carey surpassed Kittie Blakemore as WVU's all-time wins leader.

MARTIN ON A ROLL

- Sophomore Tynice Martin has been on fire since Feb. 13, 2016. The sophomore has reached double figures in 34 of the last 38 contests. She reached double-digits in 23 consecutive games from March 18, 2016, to Jan. 25, 2017.
- This season, she is averaging 17.8 points per game, which is second in the Big 12.
- West Virginia is 10-1 when Martin scores 20 or more points in a game.
- She made a career-high 35 points at Oklahoma (Feb. 7), ranking as the second-best game performance by a WVU sophomore.
- She followed up with 30 points vs. Oklahoma State (Feb. 11), becoming the first Mountaineer since Meg Bulger in 2005 to score 30+ points in back-to-back games.
- Martin was named the Big 12 Conference Player of the Week on Feb. 13 after averaging 32.5 points, 6.5 rebounds and 1.0 assists per game last week.
- In the win over No. 20 Oklahoma, Martin inked her first double-double with 18 points and 11 rebounds.
- Martin made 30 consecutive free throws from March 18, 2016 to Nov. 24, 2016 - the second longest streak in program history.

NONCONFERENCE SUCCESS

- West Virginia finished its nonconference slate undefeated (12-0) with a win over Mount St. Mary's on Dec. 21. The Mountaineers finished nonleague play unbeaten for a third time with a 12-0 record in program history joining an 11-0 mark in 2002-03 and a 14-0 record in 2010-11.
- West Virginia's 13-0 start was the second-best in program history.
- WVU started the season 13-0, tying for the fifth-longest win streak in school history.
- Until the loss at K-State, WVU was one of seven unbeaten NCAA Division I teams.

BIG 12 ACADEMIC RECOGNITION

- Five Mountaineers earned Academic All-Big 12 honors last week.
- Lanay Montgomery and Katrina Pardee grabbed Academic All-Big 12 First Team accolades, while Alexis Brewer, Chania Ray and Desiree Rhodes were named to the Academic All-Big 12 Second Team.

TEAM LEADERS

	Points		P/G
	G	Points	
Martin, T.	28	497	17.8
Muldrow, T.	28	408	14.6
Montgomery, L.	28	320	11.4
Ray, C.	28	241	8.6

	Rebounds		R/G
	G	Rebounds	
Montgomery, L.	28	258	9.2
Muldrow, T.	28	235	8.4
King, K.	28	139	5.0
Martin, T.	28	117	4.2

	Assists		A/G
	G	Assists	
Ray, C.	28	167	6.0
Muldrow, T.	28	78	2.8
Martin, T.	28	70	2.5
Brewer, A.	25	51	2.0

	Steals		S/G
	G	Steals	
Martin, T.	28	53	1.9
Ray, C.	28	53	1.9
Muldrow, T.	28	41	1.5
King, K.	28	26	0.9

GAME FIRSTS

First Points... Pardee (CSU), Montgomery (HOW), Montgomery (COP), Muldrow (NCAT), Muldrow (ECU), Montgomery (AUB), T. Martin (HPU), Pardee (MSU), Muldrow (MISS), Pardee (UPST), Montgomery (LU), Muldrow (MSM), Muldrow (TCU), Martin (KSU), T. Martin (BU), T. Martin (OU), Pardee (TTU), Ray (UT), Montgomery (KU), Montgomery (BU), Montgomery (TTU), Muldrow (UT), Pardee (ISU), Martin (OU), Martin (OSU), Montgomery (KSU), Ray (ISU), Martin (TCU)

First Sub... Brewer (CSU), Brewer (HOW), Rhodes (COP), Rhodes (NCAT), Rhodes (ECU), Brewer (AUB), Brewer (HPU), Brewer (MSU), Brewer (MISS), King (UPST), Brewer (LU), Brewer (MSM), A. Martin (TCU), Rhodes (KSU), King (BU), Brewer (OU), Brewer (TTU), King (UT), King (KU), King (BU), Brewer (TTU), King (UT), Brewer (ISU), Brewer (OU), Brewer (OSU), Brewer (KSU), Brewer (ISU), Rhodes (TCU)

AWARD WINNERS

NCAA Team of the Week - Dec. 20, 2016

Alexis Brewer

- Academic All-Big 12 Second Team

Kristina King

- Preseason Big 12 Newcomer of the Year

Tynice Martin

- Preseason All-Big 12 Honorable Mention
 - Savannah Invitational MVP/All-Tournament
 - Big 12 Player of the Week (Feb. 13)
 - NCAA Weekly Starting Five (Feb. 15)

Lanay Montgomery

- Academic All-Big 12 First Team
 - Preseason All-Big 12 Honorable Mention
 - WVU Student-Athlete of the Week (Nov. 14)
 - WVU Student-Athlete of the Week (Dec. 5)
 - WVU Student-Athlete of the Week (Dec. 13)
 - NCAA Weekly Starting Five (Dec. 7)
 - WBCA Allstate Good Works Team Nominee
 - Senior CLASS Award Candidate

Teana Muldrow

- Savannah Invitational All-Tournament Team

Katrina Pardee

- Academic All-Big 12 First Team

Chania Ray

- Academic All-Big 12 Second Team
 - Big 12 Co-Player of the Week (Jan. 2)



MIKE CAREY

Head Coach
16th Season
Three-Time Conference
Coach of the Year
(2003-04 & 2009-10 & 2013-14)

THE MIKE CAREY FILE

Date of Birth: July 4
Hometown: Clarksburg, W.Va.
Alma Mater: Salem, 1980

Coaching Career:

West Virginia University

women's head coach 2001-present

Salem International/Teikyo

men's head coach 1988-2001

Salem

assistant coach 1987-88

Flemington & Clarksburg Liberty High

Boy's & Girl's head coach 1980-87

Playing Career:

Four-year letterman at Salem 1977-80

WVIAC scoring champion 1978

Salem MVP 1979

WVIAC all-tournament team 1979

-- scored more than 2,000 career points

CAREY'S RECORD

Career Record: 629-282 (.690)/29th year

NCAA D-I Career WBB Record: 341-180 (.655)/16th year

WVU Record: 341-180 (.655)/16th year

Salem International Record: 288-102 (.611)/13 years

Big 12 Reg. Season: 51-37 (.580) /fifth year

Big 12 Tournament: 4-4 (.500)/fourth year

NCAA Record: 7-9 (.438)/9 appearances

WNIT Record: 10-3 (.769)/3 appearances

CAREY ALL-TIME VS. THE BIG 12

Baylor	1-11
Iowa State	7-4
Kansas	7-2
Kansas State	9-2
Oklahoma	6-6
Oklahoma State	6-3
TCU	11-1
Texas	5-8
Texas Tech	6-5

WVU BESTS UNDER CAREY

- > Recorded his 600th career win with a 72-35 victory over Kansas on Jan. 16, 2016
- > Became the program's all-time wins leader after recording his 302nd career victory vs. Morehead State on Dec. 2, 2015, surpassing Kittie Blakemore (301)
- > Set a single-season record with 19 homes wins in 2014-15 season
- > Registered a postseason record with five postseason victories in the 2015 Postseason WNIT
- > Named 2014 Big 12 Coach of the Year
- > Defeated No. 6/5 Baylor, 71-69, on March 2, 2014, snapping a 35-game Big 12 win streak on its home court en route to a share of the 2014 Big 12 Conference Regular-Season Title in only second year in the league.
- > Has recorded 34 victories over top 25 opponents, including four over top 15 opponents in the 2014 season, a program first.
- > Broke WVU's record for most regular-season wins with 27 in the 2014 season.
- > A school record 30 wins in 2013-14.
- > Set a new women's basketball attendance record at the WVU Coliseum with 13,447 fans in attendance against No. 1 Baylor on March 2, 2013.
- > Recorded its biggest upset, defeating second-ranked Notre Dame 65-63 on Feb. 21, 2012 at Purcell Pavilion in front of a sellout crowd on national television. It was the highest-ranked opponent WVU has defeated and first-ever win at Notre Dame.
- > Closed out the 2011-12 season with its field-goal percentage defense ranked No. 3 and scoring defense No. 6 nationally, remaining in the top-10 for the entire season.
- > Five consecutive NCAA tournament appearances for first time in program history (2010, 2011, 2012, 2013, 2014).
- > Highest preseason ranking in the 2010-11 *Associated Press* and *USA Today/ESPN Coaches'* preseason polls at No. 11.
- > Ranking of No. 6 in Coaches' Poll and AP Poll in 2010-11 marked the highest in school history.
- > Recorded the best start to a season in school history (16-0 in 2010-11); matching the longest win streak in school history.
- > The 2010-11 team set a school record for total (49,648) and average (3,103) home attendance; ranking 35th of all NCAA Division I programs and recording the fifth-largest per game increase nationally from the previous season.
- > Best 28-game start in school history (25-3 in 2009-10).
- > Two Big East Championship game appearances (2006 and 2010), a WVU first.
- > Went a perfect 17-0 at home in 2009-10
- > Highest Big East regular-season finish (2nd) in school history with a 13-3 mark in 2009-10
- > Four top four Big East finishes in six years (2006-2012)
- > Preseason ranked for the first time in the *AP* (18) and *USA Today/ESPN Coaches'* (22) Polls (2007-08)
- > Consecutive NCAA tournament appearances for first time in school history (2007-08)
- > Defeated then-highest ranked team in program history with 63-54 victory over No. 4 Rutgers, Jan. 29, 2008
- > Defeated then-highest ranked road team in program history with 79-70 victory over No. 5 Louisville, Feb. 7, 2009
- > Ten 21-win seasons in 11 years (2004, 2005, 2007, 2008, 2010, 2011, 2012, 2014, 2015, 2016), a school record
- > WVU's 11 Big East wins marked a seven-game improvement from 2006 to 2007, the second-best turnaround in league history
- > Became first No. 12 seed in 24-year history of Big East women's basketball to win a game, let alone advance all the way to the championship (2006)
- > Won more postseason Big East games than any other coach in WVU history
- > 2 Postseason WNIT title game appearances (2005, 2015)
- > Nine NCAA tournament appearances (2004, 2007, 2008, 2010, 2011, 2012, 2013, 2014, 2016)
- > 20 regular-season wins in 2006-07 were the most since 1992 (25)

MIKE CAREY'S OVERALL COACHING RECORD

School	Season	Overall	Conference	School	Season	Overall	Conference
Salem	1988-89	14-13	9-10 (9th)	WVU	2001-02	14-14	6-10 (10th)
Salem	1989-90	19-12	11-9 (7th)	WVU	2002-03	15-13	4-12 (t-11th)
Salem	1990-91	22-9	14-6 (4th)	WVU	2003-04	21-11	10-6 (6th)*
Salem	1991-92	9-17	7-13 (11th)	WVU	2004-05	21-13	7-9 (t-6th)#
Salem	1992-93	25-7	18-3 (1st)	WVU	2005-06	15-16	4-12 (12th)@
Salem	1993-94	24-4	17-2 (1st)	WVU	2006-07	21-11	11-5 (4th)*
Salem	1994-95	17-10	13-5 (2nd)	WVU	2007-08	25-8	12-4 (3rd)*
Salem	1995-96	20-9	12-7 (4th)	WVU	2008-09	18-15	5-11 (11th)
Salem	1996-97	28-3	19-0 (1st)	WVU	2009-10	29-6	13-3 (2nd)@*
Salem	1997-98	28-3	18-1 (1st)	WVU	2010-11	24-10	8-8 (10th)*
Salem	1998-99	28-4	18-1 (1st)	WVU	2011-12	24-10	11-5 (t-4th)*
Salem	1999-00	28-4	16-3 (3rd)	WVU	2012-13	17-14	9-9 (t-5th)*
Salem	2000-01	26-7	14-4 (3rd)	WVU	2013-14	30-5	16-2 (t-1st)@
Overall	13 seasons	288-102 (.738)		WVU	2014-15	23-15	7-11 (t-7th)#
				WVU	2015-16	25-10	12-6 (3rd)*
				WVU	2016-17	19-9	7-9

Overall 16 seasons 341-180 (.655)
9 NCAA Appearances; 3 WNIT Appearances
3 Conference Championship Game Appearances
3 Conference Coach of the Year Awards
*NCAA Tournament, @Conference Championship Game,
#WNIT Runner-Up



WVU BESTS UNDER MIKE CAREY

Team

Points	114, at Robert Morris, 2002
Rebounds	62, 2x, last Morehead State, 2016
Offensive Rebounds	30, North Carolina Central, 2011
Defensive Rebounds	42, 2x, last vs. Longwood, 2016
Field Goal %	71.7%, (43/60) at Robert Morris, 2002
Free Throws Made	37 at Duquesne, 2013
Free Throws Attempted	43 at Duquesne, 2013
Free Throw %	94.4% (17-18), vs. Notre Dame, 2004
3-Point FGM	17, Oklahoma State, 2017
3-Point FGA	30, 2x, last, at Oklahoma, 2017
3-Point %	69.2% (9/13), at Robert Morris, 2002
Assists	32, Longwood, 2017
Steals	27, North Carolina Central, 2011
Blocks	17, vs. Cincinnati, 2011
Largest Margin of Victory	73, North Carolina Central, 2011
Fewest Points Allowed in a Game	21, Marshall, 2010
Fewest Points Allowed in a Big 12 Contest	35 vs. Kansas, 2016

Individual

Points	38, Meg Bulger vs. Cleveland State, 2006
Rebounds	24, Lanay Montgomery vs. Temple, 2015
Offensive Rebounds	10, Chakhia Cole at Providence, 2005
FGM	15, Meg Bulger vs. Cleveland State, 2006
FGA	31, by Bria Holmes at TCU, 2015
FG Percentage (min. 10) ...	100.0 (13-13), Olayinka Sanni vs. Kennesaw State, 2005
3-Point FGM	8, 5x, last by Taylor Palmer vs. Oklahoma, 2013
3-Point FGA	16, 3x, last by Taylor Palmer vs. Youngstown State, 2011
3-Point % (min. 8)889 (8-9), Takisha Granberry vs. NJIT, 2008
FTM	14, Britney Davis-White vs. Rutgers, 2006
FTA	20, Britney Davis-White vs. Rutgers, 2006
FT % (min. 10)	100.0 (12-12) Yolanda Paige vs. St. John's, 2005
Assists	18, Yolanda Paige vs. Northwestern, 2005
Steals	9, Sarah Miles vs. Central Connecticut State, 2010
Blocks	9, Lanay Montgomery vs. Kansas State, 2015

COACHES MIKE CAREY HAS DEFEATED AT WVU

Katie Abrahamson-Henderson	UAlbany
Lynn Agee	UNC Greensboro
Jane Albright (2)	Wichita State
	Nevada
Fred Applin	Charleston Southern
Karen Aston (4)	Texas
Sharon Baldwin-Tener (2)	East Carolina
Courtney Banghart	Princeton
Karen Barefoot	Elon
John Barnes	Youngstown State
Kim Barnes-Arico (12)	St. John's
Jennifer Bednarek	UMBC
Laura Beeman	Hawaii
Agnus Berenato (11)	Pitt
Vanessa Blair (2)	Mount St. Mary's
Cindy Blodgett	Maine
Lisa Bluder	Iowa
Bob Boldon (2)	Youngstown State
Joanne Boyle (2)	Virginia
Anthony Bozzella	Seton Hall
Lynn Bria (2)	Ohio
Kenny Brooks (2)	James Madison
Derek Brown (7)	Coppin State
Doug Bruno (3)	DePaul
Todd Buchanan	Houston
Barbara Burgess	Delaware State
DeWayne Burroughs	Coppin State
Dan Burt (4)	Elon/Duquesne
Jean Marie Burr	Brown
Sai Buscaglia (2)	Robert Morris
Tonya Cardoza	Temple
Kristin Caruso (2)	Longwood
Royce Chadwick (10)	Marshall
Keith Cieplicki (4)	Syracuse
Pete Cinella (3)	Fairleigh Dickinson
Cori Close	UCLA
Sherri Coale (6)	Oklahoma
Tom Collen (3)	Louisville
Beth Combs	Northwestern
Jim Crowley (3)	St. Bonaventure
Joe Curl (2)	Houston
Matt Daniel (4)	Marshall
June Daugherty	Washington State
Ed Davis (2)	Delaware State
Mickie DeMoss	Kentucky
Anne Donovan (2)	Seton Hall
Shirley Duncan	Longwood
Dan Durkin (6)	Duquesne
Dana Eikenberg (2)	UMKC
Jamelle Elliott (4)	Cincinnati
Oties Epps	Evansville

Edgar Farmer	Wofford
Kathy Fedorjaka (3)	Bucknell
Bill Fennelly (7)	Iowa State
Jose Fernandez (7)	USF
Don Flanagan	New Mexico
Joe Frager	Fairfield
Beckie Francis (2)	Oakland
Marianna Freeman	Syracuse
Tom Garrick	Rhode Island
Tammy George (2)	USC Upstate
Brian Giorgis	Marist
Gail Goestenkors	Texas
Kelly Greenberg (2)	Boston
Ty Grace	Howard
Allison Guth	Yale
J. Kelly Hall	Cincinnati
Joe Haigh	Saint Francis
Adell Harris	UNC Wilmington
DeUnna Hendrix	High Point
Bonnie Henrickson	Virginia Tech (3)
	Kansas (2)
Quentin Hillsman (5)	Syracuse
Matt Insell (2)	Ole Miss
Jim Jabir	Providence
MaChelle Joseph	Georgia Tech
Kelly Kennedy	Akron
Patrick Knapp (2)	Georgetown
Ferne Labati (2)	Miami, Fla.
Dania LaForce-Mann	Northeastern
Felisha Legette-Jack	Buffalo
Jim Lewis	Fordham
Jim Littell (6)	Oklahoma State
Joe Logan	Loyola Maryland
Tamika Louis	Delaware State
Tooyey Loy	High Point
Phyllis Mangina (4)	Seton Hall
Joe Mathews (2)	Towson
Trent May	Grand Canyon
Heather Macy	East Carolina
Suzie McConnell-Serio (4)	Duquesne
Melissa McFerrin (2)	American
Kevin McGuff	Xavier
Muffet McGraw (3)	Notre Dame
Margaret McKeon	NJIT
Terri Mitchell (4)	Marquette
Jeff Mittie (10)	TCU
	Kansas State
Teri Moren	Indiana
NJennifer Mountain (2)	Santa Clara
Kim Mulkey	Baylor
Tajama Abraham Ngognba	Radford

Cathy Parson	Howard
Deb Patterson (4)	Kansas State
Chris Paul	IPFW
Raegan Pebley (5)	TCU
Harry Perretta (7)	Villanova
Kate Peterson	Cleveland State
Mike Peterson	Wake Forest
Beryl Piper	Central Connecticut State
Laurie Pirtle	Cincinnati
Jill Poe (2)	St. Francis, Pa.
Bill Reinson (2)	Longwood
Deanna Richard	Mercyhurst
Joli Robinson (3)	North Carolina Central
Chrissy Roberts (2)	Eastern Kentucky
Tarrell Robinson	North Carolina A&T
Susan Robinson Fruchtl (2)	St. Francis, Pa.
Lynn Roman (2)	Robert Morris
Cindy Russo (2)	FIU
Debbie Ryan	Virginia
Brandon Schneider (3)	Kansas
Phil Seymore (6)	Providence
Charlotte Smith (3)	Elon
Dayna Smith	Cornell
Pechone Steps	St. John's
Gail Striegler	Central Florida
Mary Tappmeyer	North Florida
Larry Tidwell	Lamar
Colby Tilley	Kennesaw State
Greg Todd (2)	Morehead State
David Six	Hampton
Phil Stern	UMBC
C. Vivian Stringer (6)	Rutgers
Jessica Vanco	Presbyterian
Sharon Versyp	Maine
Darcie Vincent	Appalachian State
Traci Waites	Pitt
Jeff Walz (4)	Louisville
Candi Whitaker (6)	Texas Tech
Bryan Whitten (2)	Mount St. Mary's
Adrian Wiggins (2)	Fresno State
Bridgett Williams (3)	Wright State
Jeff Williams	La Salle
Terri Williams-Flournoy (6)	Georgetown
	Auburn
Toyelle Wilson	Prairie View A&M
Susan Yow (3)	Providence
Terry Zeh	Canisius

(#) number of victories over opposing coach

TRENDS

Starts/Games Played

	2016-17	Career	Consecutive
	GP-GS	GP-GS	GP-GS
Lanay Montgomery	28-28	125-100	72
Teana Muldrow	28-28	99-46	28
Tynice Martin	28-28	63-28	28
Katrina Pardee	27-26	62-61	14
Alexis Brewer	25-0	59-0	0
Chania Ray	28-28	53-52	33
Desiree Rhodes	23-0	44-0	0
Anja Martin	24-0	38-0	0
Kristina King	28-2	28-2	0
Bailey Thomas	11-0	11-0	0
Marlena Schmidt	6-0	6-0	0

30-Point Games

	2016-17	Career
Tynice Martin	2	2

20-Point Games

	2016-17	Career
Tynice Martin	9	11
Teana Muldrow	6	11
Lanay Montgomery	2	3
Chania Ray	1	1

Double-Figure Scoring Games

	2016-17	Career
Teana Muldrow	24	51
Tynice Martin	26	45
Lanay Montgomery	17	31
Katrina Pardee	8	16
Kristina King	9	9
Chania Ray	7	10
Alexis Brewer	6	7

Double-Figure Rebound Games

	2016-17	Career
Lanay Montgomery	12	36
Teana Muldrow	9	12
Desiree Rhodes	1	1
Kristina King	1	1
Tynice Martin	1	1

Double-Doubles

	2016-17	Career
Lanay Montgomery	10	19
Teana Muldrow	7	8
Kristina King	1	1
Tynice Martin	1	1
Chania Ray	1	1

Games as WVU Scoring Leader

	2016-17	Career
Tynice Martin	15	22
Teana Muldrow	7	13
Lanay Montgomery	7	10
Katrina Pardee	2	5
Kristina King	2	2
Chania Ray	2	2
Alexis Brewer	0	1

Games as WVU Rebounding Leader

	2016-17	Career
Lanay Montgomery	15	45
Teana Muldrow	13	23
Kristina King	3	3
Chania Ray	1	1
Desiree Rhodes	1	2

THE LAST TIME...

Individual

Scored 35 or more points: 35 by Tynice Martin, at Oklahoma, 2-7-17

Scored 30 or more points: 30 by Tynice Martin, Oklahoma State, 2-11-17

Scored 25 or more points: 25 by Tynice Martin and 25 by Teana Muldrow, TCU, 2-22-17

Had 25 or more rebounds: 28 by Olivia Bradley vs. Temple, 1-26-85

Had 20 or more rebounds: 24 by Lanay Montgomery vs. Temple, 4-1-15

Had 15 or more rebounds: 15 by Teana Muldrow, at Kansas, 1-18-17

Had nine or more offensive rebounds: 9 by Arielle Roberson vs. Iowa State, 2-10-16

Had 18 or more assists: 18 by Yolanda Paige vs. Northwestern, 11-22-04

Had 15 or more assists: 17 by Yolanda Paige vs. Longwood, 12-1-04

Had 10 or more assists: 10 by Chania Ray, Kansas State, 2-15-17

Had 10 or more steals: 11 by Maria Tchobanova vs. Pitt, 1-4-96

Had 10 or more blocks: 11 by Georgeann Wells vs. Massachusetts, 3-1-85

Had 5 or more blocks: 6 by Lanay Montgomery, at Kansas, 1-18-17

Recorded at least 30 points and 15 rebounds: 35-19 by Georgeann Wells vs. Marshall, 12-22-84

Recorded at least 30 points and 10 rebounds: 32-10 by Madina Ali vs. Syracuse, 1-15-11

Recorded at least 20 points and 15 rebounds: 23-18 by Lanay Montgomery, Morehead State, 11-30-16

Recorded at least 20 points and 10 rebounds: 22-14 by Teana Muldrow, TCU, 2-22-17

Recorded at least 20 points and 15 assists: 22-15 by Rosemary Kosiorek vs. Duquesne, 2-24-92

Recorded at least 20 points and 10 assists: 20-11 by Yolanda Paige at Boston College, 1-20-05

Recorded a triple double: 12 pts, 11 rebs., 10 ast. by Dionne Morris vs. St. Bonaventure, 12-21-87

Recorded two consecutive double-doubles: Lanay Montgomery, 2-15-17 & 2-18-17

Recorded three consecutive double-doubles: Korinne Campbell, 2-16-10 to 2-23-10

Recorded back-to-back 30-point games: Tynice Martin, at Oklahoma (35), 2-7-17
Oklahoma State (30), 2-11-17

Had five consecutive 20-point games: Rosemary Kosiorek, 1-22-92 to 2-4-92

Had four consecutive 20-point games: Meg Bulger, 1-8-05 to 1-20-05

Had three consecutive 20-point games: Bria Holmes, 12-29-14 to 1-7-15

Had two consecutive 20-point games: Tynice Martin, 2-7-17 to 2-11-17

Two players scored 20 points in a game: T. Muldrow (25) & T. Martin (25), TCU, 2-22-17

Three players scored 20 points in a game: J. Morton (26), B. Holmes (24) & T. Muldrow (21) at TCU, 1-24-16

Two players recorded double-doubles in a game: L. Montgomery (12p/12r) & C. Ray (14p/10a) Kansas State, 2-15-17

Team

Scored 100 points: 107, Longwood, 12-17-16

Gave up 100 points: 100 vs. Connecticut, 3-2-04

Won by 50 or more points: 67, Longwood, 12-17-16

Lost by 50 or more points: 63 vs. Connecticut, 2-20-01

Won by 40 or more points: 41, Morehead State, 11-30-16

Lost by 40 or more points: 40 at Ohio State, 12-22-14

Won by 30 or more points: 32 vs. Mount St. Mary's, 12-21-16

Lost by 30 or more points: 35 vs. Baylor, 1-4-17

Won by 20 or more points: 26, Oklahoma State, 2-11-17

Lost by 20 or more points: 25 vs. Iowa State, 2-4-17

Won after trailing by 10+ points: vs. TCU, won 83-72 after trailing by 13 in the third quarter, 2-24-16

Won 10 or more consecutive games: 13, 11/12/16-12/29/16

Won 10 or more consecutive games at home: 14, 2/6/16-12/21/16

Lost five or more consecutive games: 8, 2-4-06 to 2-28-06

Played before 5,000 or more people: 6,462 at Baylor, 1-21-17

Played before 10,000 or more people: 10,824 at Iowa State, 2-18-17

West Virginia beat a Top 25 team at home: WVU 66, No. 24 Kansas State 59, 2-15-17

West Virginia beat a Top 10 team at home: No. 12 WVU 63, No. 4 Rutgers 54, 1-29-08

West Virginia beat a Top 25 team away from home: WVU 61, No. 21/20 Oklahoma State 49, 1-17-15

West Virginia beat a Top 10 team away from home: No. 11/10 WVU 71, No. 6/5 Baylor 69, 3-2-14

West Virginia was ranked in the AP Top 25: 22, 1-30-17

West Virginia was ranked in the AP Top 10: 5, 3-10-14

West Virginia was ranked in the Coaches' Poll Top 25: 23, 1-31-17

West Virginia was ranked in the Coaches' Poll Top 10: 7, 3-11-14

Played an overtime game: USC 78, WVU 67, 11-23-15

Played a double-overtime game: at Oklahoma 90, West Virginia 87, 2-7-17



WVU QUARTER RECORDS

Team

Most Points 34, 3rd quarter, Morehead State, 12-2-15
 Fewest Points 3, overtime, vs. USC, 11-23-15
Most Rebounds 20, 3rd quarter, TCU, 2-22-17
 Highest Field Goal % 78.6%, (11/14), 1st quarter, Fairleigh Dickinson, 12-6-15
Lowest Field Goal % 7.7%, (1/13), 4th quarter, at Okalahoma, 2-7-17
Most Free Throws Made 13, 2x, last, 4th quarter, Texas Tech, 1-25-17
 Most Free Throws Attempted 17, 4th quarter, Oklahoma, 2-17-16
 Highest Free Throw % (min 10) .. 100.0% (10/10), 4th quarter, vs. Grand Canyon, 11-24-15
Most 3-Point FGM 7, 2nd quarter, Oklahoma State, 2-11-17
Most 3-Point FGA 11, 3x, last in 1st quarter, Kansas State, 2-15-17
Highest 3-Point% (min 10) 70.0% (7/10), 2nd quarter, Oklahoma State, 2-11-17
Most Assists 11, 2x, 2nd quarter, Longwood, 12-17-16
Most Blocks 5, 4x, last, 3rd quarter, Ole Miss, 12-4-16
 Most Steals 8, 2nd quarter, at Kansas, 1-3-16

Individual

Most Points 13, 2x, last by Bria Holmes, 4th quarter, TCU, 2-24-16
Rebounds 10 by Teana Muldrow, 4th quarter, Morehead State, 11-30-16
 Highest Field Goal % (min. 5) ... 100.0% (5/5), 3x, last, L. Montgomery, 1st quarter, Morehead State, 11-30-16
Most Free Throws Made 8 by Tynice Martin, 4th quarter, at Kansas, 1-18-17
Most Free Throws Attempted 10 by Tynice Martin, 4th quarter, at Kansas, 1-18-17
 Highest Free Throw % (min. 5) ... 100.0% (6/6), 2x, last by Teana Muldrow, 4th quarter, at Oklahoma, 2-7-17
Most 3-Point FGM 3, 6x, last by Tynice Martin, 4th quarter, Oklahoma State, 2-11-17
Most 3-Point FGA 5, 2x, last by Tynice Martin, 2nd quarter, at TCU, 12-29-16
 Highest 3-Point % (min. 4) 60.0% (3/5), by Tynice Martin, at TCU, 12-29-16
Most Assists 6, 2x, last Katrina Pardee, 1st quarter, Longwood, 12-17-16
Most Blocks 4, 2x, last by Lanay Montgomery, 1st quarter, at TCU, 12-29-16
Most Steals 3, 8x, last 4th quarter by Tynice Martin, at Texas Tech, 1-11-17

OPPONENT QUARTER RECORDS

Team

Most Points 34, 4th quarter, at TCU, 1-24-16
Fewest Points 4, 4x, last in 4th quarter, East Carolina, 11-23-16
 Most Rebounds 19, 4th quarter, at Ohio State, 3-20-16
 Highest Field Goal % 64.7%, (11/17), 1st quarter, Morehead State, 12-2-15
Lowest Field Goal % 9.1%, (1/11), 2x, last 4th quarter, vs. East Carolina, 11-23-16
Most Free Throws Made 13, 4th quarter, Baylor, 1-4-17
Most Free Throws Attempted 14, 2x, last, 4th quarter, Baylor, 1-4-17
 Highest Free Throw % 100.0% (9/9), 4th quarter, at TCU, 1-24-16
Most 3-Point FGM 5, 3x, last, 3rd quarter, Texas Tech, 1-25-17
Most 3-Point FGA 11, 4th quarter, Mount St. Mary's, 12-21-16
 Highest 3-Point % 100.0% (4/4), 3rd quarter, at Baylor, 1-12-16
Most Assists 9, 3rd quarter, at Baylor, 1-21-17
Most Blocks 4, 4x, last 4th quarter, at Baylor, 1-21-17
 Most Steals 7, 4th quarter, Elon, 12-28-15

Individual

Most Points 17, Kelsey Mitchell, 3rd quarter, at Ohio State, 3-20-16
Rebounds 8, by Kalani Brown, 1st quarter, Baylor, 1-4-17
Highest Field Goal % (min. 5) ... 100%, (5/5), by I. Cook Taylor, 4th quarter, Texas Tech, 1-25-17
 Most Free Throws Made 7, by Kelsey Mitchell, 3rd quarter, at Ohio State, 3-20-16
Most Free Throws Attempted 8, 3x, last by Jessica Washington, 3rd quarter, at Kansas, 1-18-17
 Highest Free Throw % (min. 5) 100.0%, (6/6), by Megan Deines, 4th quarter, vs. K-State, 3-5-16
Most 3-Point FGM 3, 7x, last by K. Wesemann, 4th quarter, Kansas State, 2-15-17
Most 3-Point FGA 6, by AJ Alix, 3rd quarter, at TCU, 12-29-16
Highest 3-Point % (min. 4) ... 75.0% (3/4), by K. Wesemann, 4th quarter, Kansas State, 2-15-17
 Most Assists 5, 2x, last by Zahna Medley, 3rd quarter, TCU, 2-24-16
Most Blocks 3, 4x, last by Bridget Carleton, 4th quarter, at Iowa State, 2-18-17
Most Steals 3, 4x, last by Kelsey AJ Alix, 4th quarter, at TCU, 12-29-16

STREAKS

Consecutive Games with a Made Field Goals (5+ Games)

Player	Streak	Date Started
Tynice Martin	38	Feb. 13, 2016
Teana Muldrow	37	Feb. 17, 2016
Lanay Montgomery	30	March 18, 2016
Chania Ray	22	Nov. 27, 2016
Alexis Brewer	21	Nov. 23, 2016

Consecutive Games with Multiple Assists (+5 Games)

Player	Streak	Date Started
Chania Ray	30	March 18, 2016
Alexis Brewer	6	Feb. 4, 2017
Teana Muldrow	5	Feb. 7, 2017

Consecutive Games with a Three-Pointer (+5 Games)

Player	Streak	Date Started
Alexis Brewer	8	Jan. 18, 2017
Chania Ray	6	Feb. 4, 2017

Consecutive Free Throws Made

Player	Streak	Date Started
Katrina Pardee	10	Feb. 4, 2017
Alexis Brewer	10	Feb. 7, 2017

Consecutive Games with A Rebound (+5 Games)

Player	Streak	Date Started
Lanay Montgomery	102	March 23, 2014
Teana Muldrow	65	April 1, 2015
Chania Ray	28	Nov. 12, 2016
Tynice Martin	14	Jan. 4, 2017
Kristina King	10	Jan. 18, 2017

Consecutive Games with a Steal

Player	Streak	Date Started
Teana Muldrow	6	Feb. 4, 2017



2016-17 OVERALL STATS

RECORD:	OVERALL	HOME	AWAY	NEUTRAL
ALL GAMES	19-9	14-3	2-6	3-0
CONFERENCE	7-9	5-3	2-6	0-0
NON-CONFERENCE	12-0	9-0	0-0	3-0

#	Player	gp-gs	min	avg	Total		3-Point		F-Throw		Rebounds				pf	dq	a	to	blk	stl	pts	avg
					fg-fga	fg%	3fg-fga	3fg%	ft-fa	ft%	off	def	tot	avg								
05	Martin, Tynice	28-28	990	35.4	179-437	.410	57-158	.361	82-104	.788	11	106	117	4.2	46	0	70	47	9	53	497	17.8
11	Muldrow, Teana	28-28	823	29.4	144-304	.474	27-71	.380	93-118	.788	70	165	235	8.4	84	3	78	81	28	41	408	14.6
15	Montgomery, Lanay	28-28	684	24.4	136-198	.687	0-0	.000	48-69	.696	95	163	258	9.2	73	2	25	73	80	12	320	11.4
12	Ray, Chania	28-28	962	34.4	76-232	.328	31-113	.274	58-70	.829	10	101	111	4.0	74	2	167	100	4	53	241	8.6
22	Pardee, Katrina	27-26	587	21.7	67-187	.358	41-110	.373	18-22	.818	15	38	53	2.0	51	0	31	38	4	24	193	7.1
13	King, Kristina	28-2	528	18.9	82-160	.513	0-3	.000	33-62	.532	61	78	139	5.0	54	0	20	46	21	26	197	7.0
02	Brewer, Alexis	25-0	585	23.4	52-125	.416	31-66	.470	40-57	.702	7	48	55	2.2	57	1	51	47	2	15	175	7.0
24	Martin, Anja	24-0	168	7.0	14-26	.538	3-8	.375	6-17	.353	14	10	24	1.0	24	0	5	5	1	5	37	1.5
20	Rhodes, Desiree	23-0	249	10.8	10-30	.333	0-2	.000	3-13	.231	23	45	68	3.0	34	0	5	19	14	6	23	1.0
14	Thomas, Bailey	12-0	56	4.7	2-12	.167	1-8	.125	5-6	.833	1	1	2	0.2	8	0	3	1	1	5	10	0.8
45	Schmidt, Marlena	6-0	18	3.0	0-1	.000	0-0	.000	0-0	.000	1	3	4	0.7	2	0	0	1	0	0	0	0.0
Team											60	46	106		1		11					
Total.....		28	5650		762-1712	.445	191-539	.354	386-538	.717	368	804	1172	41.9	508	8	455	469	164	240	2101	75.0
Opponents.....		28	5650		627-1684	.372	138-463	.298	348-508	.685	326	656	982	35.1	515	5	293	463	81	234	1740	62.1

TEAM STATISTICS

	WVU	OPP
SCORING	2101	1740
Points per game	75.0	62.1
Scoring margin	+12.9	-
FIELD GOALS-ATT	762-1712	627-1684
Field goal pct	.445	.372
3 POINT FG-ATT	191-539	138-463
3-point FG pct	.354	.298
3-pt FG made per game	6.8	4.9
FREE THROWS-ATT	386-538	348-508
Free throw pct	.717	.685
F-Throws made per game	13.8	12.4
REBOUNDS	1172	982
Rebounds per game	41.9	35.1
Rebounding margin	+6.8	-
ASSISTS	455	293
Assists per game	16.3	10.5
TURNOVERS	469	463
Turnovers per game	16.8	16.5
Turnover margin	-0.2	-
Assist/turnover ratio	1.0	0.6
STEALS	240	234
Steals per game	8.6	8.4
BLOCKS	164	81
Blocks per game	5.9	2.9
ATTENDANCE	36113	40541
Home games-Avg/Game	17-2124	8-4944
Neutral site-Avg/Game	-	3-328

Date	Opponent	Score	Att.
11-12-16	CHARLESTON SOUTHERN	w 88-38	1144
11-15-16	HOWARD	w 95-49	1052
11-19-16	COPPIN STATE	w 69-39	2173
^ 11-22-16	vs North Carolina A&T	w 80-64	319
^ 11-23-16	vs East Carolina	w 79-47	249
^ 11-24-16	vs Auburn	w 56-52	417
11-27-16	HIGH POINT	w 82-59	1134
11-30-16	MOREHEAD STATE	w 94-53	1179
& 12-4-16	OLE MISS	w 66-61	2634
12-10-16	USC UPSTATE	w 91-33	1435
# 12-17-16	LONGWOOD	w 107-40	2024
12-21-16	MOUNT ST. MARY'S	w 77-45	1269
* 12-29-16	at TCU	w 83-61	1770
* 1-1-17	at Kansas State	L 71-86	4825
* 1-4-17	BAYLOR	L 56-91	2466
* 1-8-17	OKLAHOMA	w 83-73	2563
* 1-11-17	at Texas Tech	L 66-75	4829
* 1-14-17	TEXAS	L 63-73	4118
* 1-18-17	at Kansas	w 62-51	1833
* 1-21-17	at Baylor	L 73-79	6462
* 1-25-17	TEXAS TECH	w 89-79	2051
* 1-29-17	at Texas	L 54-69	4123
* 2-4-17	IOWA STATE	L 55-80	3058
* 2-7-17	at Oklahoma	Lo2 87-90	4890
* 2-11-17	OKLAHOMA STATE	w 79-53	4024
* 2-15-17	KANSAS STATE	w 66-59	1642
* 2-18-17	at Iowa State	L 53-68	10824
* 2-22-17	TCU	w 77-73	2147

Score by Periods	1st	2nd	3rd	4th	OT	OT2	Totals
West Virginia	547	496	524	514	11	9	2101
Opponents	367	390	506	454	11	12	1740

^ = Savannah Invitational (Savannah, Ga.)
 & = SEC/Big 12 Challenge
 # = Played in Charleston, W.Va.
 * = Big 12 Conference game





2016-17 BIG 12 CONFERENCE STATS

RECORD:	OVERALL	HOME	AWAY	NEUTRAL
ALL GAMES	7-9	5-3	2-6	0-0
CONFERENCE	7-9	5-3	2-6	0-0
NON-CONFERENCE	0-0	0-0	0-0	0-0

#	Player	gp-gs	min	avg	Total		3-Point		F-Throw		Rebounds				pf	dq	a	to	blk	stl	pts	avg
					fg-fga	fg%	3fg-fga	3fg%	ft-fga	ft%	off	def	tot	avg								
05	Martin, Tynice	16-16	599	37.4	97-252	.385	36-88	.409	45-57	.789	5	63	68	4.3	25	0	40	31	3	31	275	17.2
11	Muldrow, Teana	16-16	523	32.7	80-183	.437	20-52	.385	61-73	.836	42	95	137	8.6	51	2	43	53	14	16	241	15.1
15	Montgomery, Lanay	16-16	449	28.1	73-114	.640	0-0	.000	25-37	.676	49	91	140	8.8	49	1	14	47	38	10	171	10.7
12	Ray, Chania	16-16	570	35.6	46-148	.311	19-72	.264	37-43	.860	7	56	63	3.9	51	2	97	57	1	28	148	9.3
02	Brewer, Alexis	13-0	316	24.3	30-69	.435	19-37	.514	17-23	.739	3	18	21	1.6	35	1	25	21	1	4	96	7.4
22	Pardee, Katrina	15-14	336	22.4	35-104	.337	23-62	.371	10-10	1.000	9	15	24	1.6	26	0	13	25	1	16	103	6.9
13	King, Kristina	16-2	283	17.7	29-74	.392	0-1	.000	7-15	.467	26	37	63	3.9	27	0	10	28	11	10	65	4.1
24	Martin, Anja	12-0	74	6.2	6-12	.500	0-2	.000	2-6	.333	5	4	9	0.8	6	0	2	1	1	2	14	1.2
20	Rhodes, Desiree	11-0	92	8.4	2-9	.222	0-1	.000	0-3	.000	6	10	16	1.5	13	0	2	6	5	2	4	0.4
14	Thomas, Bailey	5-0	5	1.0	0-1	.000	0-0	.000	0-0	.000	0	0	0	0.0	0	0	0	0	0	0	0	0.0
45	Schmidt, Marlena	2-0	3	1.5	0-0	.000	0-0	.000	0-0	.000	0	0	0	0.0	1	0	0	0	0	0	0	0.0
Team											41	23	64		1		5					
Total.....		16	3250		398-966	.412	117-315	.371	204-267	.764	193	412	605	37.8	285	6	246	274	75	119	1117	69.8
Opponents.....		16	3250		429-985	.436	95-272	.349	207-286	.724	176	406	582	36.4	273	3	212	235	62	132	1160	72.5

TEAM STATISTICS

	WVU	OPP
SCORING	1117	1160
Points per game	69.8	72.5
Scoring margin	-2.7	-
FIELD GOALS-ATT	398-966	429-985
Field goal pct	.412	.436
3 POINT FG-ATT	117-315	95-272
3-point FG pct	.371	.349
3-pt FG made per game	7.3	5.9
FREE THROWS-ATT	204-267	207-286
Free throw pct	.764	.724
F-Throws made per game	12.8	12.9
REBOUNDS	605	582
Rebounds per game	37.8	36.4
Rebounding margin	+1.4	-
ASSISTS	246	212
Assists per game	15.4	13.3
TURNOVERS	274	235
Turnovers per game	17.1	14.7
Turnover margin	-2.4	-
Assist/turnover ratio	0.9	0.9
STEALS	119	132
Steals per game	7.4	8.3
BLOCKS	75	62
Blocks per game	4.7	3.9
ATTENDANCE	22069	39556
Home games-Avg/Game	8-2759	8-4944
Neutral site-Avg/Game	-	0-0

Date	Opponent	Score	Att.
* 12-29-16	at TCU	w 83-61	1770
* 1-1-17	at Kansas State	L 71-86	4825
* 1-4-17	BAYLOR	L 56-91	2466
* 1-8-17	OKLAHOMA	w 83-73	2563
* 1-11-17	at Texas Tech	L 66-75	4829
* 1-14-17	TEXAS	L 63-73	4118
* 1-18-17	at Kansas	w 62-51	1833
* 1-21-17	at Baylor	L 73-79	6462
* 1-25-17	TEXAS TECH	w 89-79	2051
* 1-29-17	at Texas	L 54-69	4123
* 2-4-17	IOWA STATE	L 55-80	3058
* 2-7-17	at Oklahoma	Lo2 87-90	4890
* 2-11-17	OKLAHOMA STATE	w 79-53	4024
* 2-15-17	KANSAS STATE	w 66-59	1642
* 2-18-17	at Iowa State	L 53-68	10824
* 2-22-17	TCU	w 77-73	2147

^ = Savannah Invitational (Savannah, Ga.)
 & = SEC/Big 12 Challenge
 # = Played in Charleston, W.Va.
 * = Big 12 Conference game

Score by Periods	1st	2nd	3rd	4th	OT	OT2	Totals
West Virginia	277	264	258	298	11	9	1117
Opponents	231	262	326	318	11	12	1160



GAME HIGHS

Opponent	Date	Score	Points	Rebounds	Assists	Steals	Blocked shots
CHARLESTON SOUTHERN	11-12-16	88-38	17-Montgomery, Lana Martin, Tynice Muldraw, Teana	18-Montgomery, Lana	11-Ray, Chania	2-King, Kristina Ray, Chania Muldraw, Teana	1-Montgomery, Lanay Muldraw, Teana
HOWARD	11-15-16	95-49	27-Martin, Tynice	13-Montgomery, Lana	5-Ray, Chania	5-Ray, Chania	2-Martin, Tynice Montgomery, Lanay
COPPIN STATE	11-19-16	69-39	19-Martin, Tynice	7-Muldraw, Teana Ray, Chania Montgomery, Lanay	8-Ray, Chania	3-Martin, Tynice Muldraw, Teana Ray, Chania	7-Montgomery, Lanay
vs North Carolina A&T	11-22-16	80-64	28-Martin, Tynice	9-Muldraw, Teana	6-Ray, Chania	2-Martin, Tynice	3-Montgomery, Lanay
vs East Carolina	11-23-16	79-47	21-Muldraw, Teana	10-Muldraw, Teana	4-Ray, Chania	3-Muldraw, Teana	1-Muldraw, Teana
vs Auburn	11-24-16	56-52	16-Martin, Tynice	14-Muldraw, Teana	4-Ray, Chania	2-Martin, Tynice	3-Montgomery, Lanay
HIGH POINT	11-27-16	82-59	21-Martin, Tynice	14-Montgomery, Lana	8-Ray, Chania	4-Ray, Chania Martin, Tynice	5-Montgomery, Lanay
MOREHEAD STATE	11-30-16	94-53	23-Montgomery, Lana	18-Montgomery, Lana	4-Ray, Chania King, Kristina Muldraw, Teana	3-Muldraw, Teana	6-Montgomery, Lanay
OLE MISS	12-4-16	66-61	16-King, Kristina	9-King, Kristina	4-Ray, Chania	4-Muldraw, Teana	4-King, Kristina
USC UPSTATE	12-10-16	91-33	16-Montgomery, Lana King, Kristina	10-Montgomery, Lana	7-Ray, Chania	4-Ray, Chania Muldraw, Teana	5-Montgomery, Lanay
LONGWOOD	12-17-16	107-40	21-Martin, Tynice	9-Rhodes, Desiree	10-Pardee, Katrina	2-Brewer, Alexis King, Kristina	3-Montgomery, Lanay
MOUNT ST. MARY'S	12-21-16	77-45	16-Montgomery, Lana Martin, Tynice	10-King, Kristina Montgomery, Lanay	6-Ray, Chania	3-Ray, Chania	5-Montgomery, Lanay
at TCU	12-29-16	83-61	21-Martin, Tynice	11-Montgomery, Lana	9-Ray, Chania	6-Ray, Chania Martin, Tynice	5-Montgomery, Lanay
at Kansas State	1-1-17	71-86	23-Ray, Chania	9-Montgomery, Lanay	7-Ray, Chania	3-Martin, Tynice	2-King, Kristina
BAYLOR	1-4-17	56-91	16-Muldraw, Teana	7-Muldraw, Teana	8-Ray, Chania	2-Martin, Tynice	4-Montgomery, Lanay
OKLAHOMA	1-8-17	83-73	18-Martin, Tynice	14-Montgomery, Lana	10-Ray, Chania	4-Montgomery, Lanay	4-Montgomery, Lanay
at Texas Tech	1-11-17	66-75	18-Montgomery, Lana	10-Muldraw, Teana	8-Ray, Chania	3-Martin, Tynice	3-Montgomery, Lanay
TEXAS	1-14-17	63-73	22-Muldraw, Teana	14-Montgomery, Lana	3-Ray, Chania	1-Martin, Tynice Montgomery, Lanay Pardee, Katrina Brewer, Alexis	3-Montgomery, Lanay
at Kansas	1-18-17	62-51	21-Martin, Tynice	15-Muldraw, Teana	6-Muldraw, Teana	3-Pardee, Katrina Martin, Tynice	6-Montgomery, Lanay
at Baylor	1-21-17	73-79	20-Muldraw, Teana	8-Muldraw, Teana	5-Ray, Chania	3-Ray, Chania	2-Montgomery, Lanay Muldraw, Teana
TEXAS TECH	1-25-17	89-79	22-Muldraw, Teana	9-Muldraw, Teana Montgomery, Lanay	7-Muldraw, Teana	3-Martin, Tynice	3-Montgomery, Lanay
at Texas	1-29-17	54-69	11-Montgomery, Lana	7-King, Kristina	3-Ray, Chania	4-Ray, Chania	1-Martin, Anja Muldraw, Teana Rhodes, Desiree Montgomery, Lanay
IOWA STATE	2-4-17	55-80	16-Pardee, Katrina	9-Muldraw, Teana Montgomery, Lanay	5-Martin, Tynice	3-Muldraw, Teana	1-Montgomery, Lanay
at Oklahoma	2-7-17	87-90	35-Martin, Tynice	13-Muldraw, Teana	5-Ray, Chania Muldraw, Teana	2-Rhodes, Desiree Muldraw, Teana Ray, Chania	2-Rhodes, Desiree
OKLAHOMA STATE	2-11-17	79-53	30-Martin, Tynice	13-Muldraw, Teana	7-Ray, Chania	1-King, Kristina Muldraw, Teana Montgomery, Lanay Pardee, Katrina	2-Muldraw, Teana
KANSAS STATE	2-15-17	66-59	14-Pardee, Katrina Ray, Chania	12-Montgomery, Lana	10-Ray, Chania	3-Pardee, Katrina Martin, Tynice	1-Montgomery, Lanay Rhodes, Desiree King, Kristina
at Iowa State	2-18-17	53-68	15-Montgomery, Lana Martin, Tynice	10-Montgomery, Lana	7-Ray, Chania	2-Muldraw, Teana	3-Montgomery, Lanay
TCU	2-22-17	77-73	25-Muldraw, Teana Martin, Tynice	14-Muldraw, Teana	8-Ray, Chania	3-Ray, Chania Pardee, Katrina	2-King, Kristina

POINTS-REBOUNDS-ASSISTS

Opponent	Date	Score	02		05		11		12		13		14		15	
			BREWER,ALE	MARTIN,TYN	MULDROW,TE	RAY,CHANIA	KING,KRIST	THOMAS,BAI	MONTGOMERY							
CHARLESTON SOUTHERN	11-12-16	88-38	w	2-5-1	17-3-2	17-7-3	6-4-11	8-3-0	3-1-0	17-18-1						
HOWARD	11-15-16	95-49	w	13-2-2	27-4-2	11-8-4	17-4-5	12-6-0	2-0-0	7-13-1						
COPPIN STATE	11-19-16	69-39	w	0-1-0	19-3-2	11-7-0	7-7-8	5-6-0	0-0-0	7-7-0						
vs North Carolina A&T	11-22-16	80-64	w	2-3-4	28-2-3	15-9-1	9-4-6	8-6-0	DNP	4-7-0						
vs East Carolina	11-23-16	79-47	w	3-0-1	16-6-2	21-10-0	9-5-4	16-8-0	DNP	4-3-1						
vs Auburn	11-24-16	56-52	w	6-3-2	16-2-1	8-14-3	2-5-4	8-5-0	DNP	13-5-1						
HIGH POINT	11-27-16	82-59	w	13-3-2	21-3-4	12-10-3	6-2-8	4-2-0	DNP	15-14-3						
MOREHEAD STATE	11-30-16	94-53	w	5-3-3	17-6-1	18-13-4	8-2-4	14-7-4	0-0-1	23-18-0						
OLE MISS	12-4-16	66-61	w	12-2-3	10-5-1	8-5-2	4-2-4	16-9-1	DNP	8-5-1						
USC UPSTATE	12-10-16	91-33	w	4-5-4	14-5-3	15-6-5	9-4-7	16-9-1	0-0-0	16-10-2						
LONGWOOD	12-17-16	107-40	w	16-5-1	21-6-7	17-4-5	8-3-3	11-5-2	4-1-2	19-8-1						
MOUNT ST. MARY'S	12-21-16	77-45	w	3-2-3	16-4-2	14-5-5	8-6-6	14-10-2	1-0-0	16-10-0						
at TCU	12-29-16	83-61	w	DNP	21-4-5	19-9-3	17-6-9	14-5-1	DNP	8-11-0						
at Kansas State	1-1-17	71-86	L	DNP	14-0-6	15-1-2	23-4-7	11-6-0	DNP	8-9-1						
BAYLOR	1-4-17	56-91	L	DNP	11-2-2	16-7-1	9-6-8	4-4-0	0-0-0	11-4-1						
OKLAHOMA	1-8-17	83-73	w	15-2-0	18-11-4	11-5-3	6-2-10	5-3-1	0-0-0	16-14-2						
at Texas Tech	1-11-17	66-75	L	8-2-1	17-3-3	6-10-3	3-5-8	2-3-1	DNP	18-7-0						
TEXAS	1-14-17	63-73	L	3-0-1	14-5-2	22-7-2	12-2-3	0-0-0	DNP	12-14-2						
at Kansas	1-18-17	62-51	w	5-3-1	21-5-0	12-15-6	7-2-3	2-8-0	DNP	15-13-0						
at Baylor	1-21-17	73-79	L	3-1-1	18-3-4	20-8-0	11-3-5	6-7-1	DNP	2-5-1						
TEXAS TECH	1-25-17	89-79	w	8-2-3	11-5-4	22-9-7	12-6-2	6-3-0	DNP	21-9-2						
at Texas	1-29-17	54-69	L	8-3-1	8-1-2	10-2-1	7-3-3	0-7-2	DNP	11-5-0						
IOWA STATE	2-4-17	55-80	L	9-2-3	13-3-5	6-9-1	6-2-2	0-4-1	0-0-0	5-9-0						
at Oklahoma	2-7-17	87-90	L	9-2-2	35-5-0	22-13-5	6-3-5	1-2-0	DNP	10-9-0						
OKLAHOMA STATE	2-11-17	79-53	w	12-1-2	30-8-2	14-13-2	5-4-7	4-1-1	0-0-0	2-6-1						
KANSAS STATE	2-15-17	66-59	w	6-2-5	4-3-0	10-6-2	14-2-10	6-3-1	DNP	12-12-1						
at Iowa State	2-18-17	53-68	L	7-0-2	15-2-0	11-9-3	5-6-7	0-4-0	0-0-0	15-10-2						
TCU	2-22-17	77-73	w	3-1-3	25-8-1	25-14-2	5-7-8	4-3-1	DNP	5-3-1						

Opponent	Date	Score	20		22		24		45	
			RHODES,DES	PARDEE,KAT	MARTIN,ANJ	SCHMIDT,MA				
CHARLESTON SOUTHERN	11-12-16	88-38	w	2-12-0	8-0-1	8-4-1	DNP			
HOWARD	11-15-16	95-49	w	0-4-1	4-1-0	2-1-0	DNP			
COPPIN STATE	11-19-16	69-39	w	2-3-1	17-6-2	1-1-0	DNP			
vs North Carolina A&T	11-22-16	80-64	w	6-6-0	8-2-0	0-0-0	DNP			
vs East Carolina	11-23-16	79-47	w	0-5-0	10-2-1	0-2-0	DNP			
vs Auburn	11-24-16	56-52	w	0-1-0	3-1-0	0-0-0	DNP			
HIGH POINT	11-27-16	82-59	w	1-1-0	9-2-0	1-1-0	DNP			
MOREHEAD STATE	11-30-16	94-53	w	0-0-0	9-5-2	0-0-1	0-0-0			
OLE MISS	12-4-16	66-61	w	6-5-0	2-3-0	0-1-0	DNP			
USC UPSTATE	12-10-16	91-33	w	2-3-0	9-3-2	6-0-0	0-1-0			
LONGWOOD	12-17-16	107-40	w	0-9-0	6-2-10	5-3-1	0-1-0			
MOUNT ST. MARY'S	12-21-16	77-45	w	0-3-1	5-2-0	0-2-0	0-2-0			
at TCU	12-29-16	83-61	w	0-2-1	DNP	4-2-1	DNP			
at Kansas State	1-1-17	71-86	L	0-1-0	0-2-1	0-2-0	DNP			
BAYLOR	1-4-17	56-91	L	0-0-0	3-2-0	2-1-0	DNP			
OKLAHOMA	1-8-17	83-73	w	0-0-0	10-0-0	2-0-0	DNP			
at Texas Tech	1-11-17	66-75	L	DNP	10-2-0	2-0-0	DNP			
TEXAS	1-14-17	63-73	L	DNP	0-2-0	0-0-0	DNP			
at Kansas	1-18-17	62-51	w	DNP	0-0-0	0-2-0	DNP			
at Baylor	1-21-17	73-79	L	0-2-0	13-4-2	DNP	DNP			
TEXAS TECH	1-25-17	89-79	w	DNP	9-1-2	DNP	DNP			
at Texas	1-29-17	54-69	L	4-3-0	6-1-0	0-0-0	DNP			
IOWA STATE	2-4-17	55-80	L	DNP	16-5-0	0-0-0	0-0-0			
at Oklahoma	2-7-17	87-90	L	0-5-1	4-1-1	DNP	DNP			
OKLAHOMA STATE	2-11-17	79-53	w	0-0-0	12-0-1	0-0-0	0-0-0			
KANSAS STATE	2-15-17	66-59	w	0-1-0	14-0-1	DNP	DNP			
at Iowa State	2-18-17	53-68	L	0-0-0	0-1-1	0-0-0	DNP			
TCU	2-22-17	77-73	w	0-2-0	6-3-4	4-2-1	DNP			



GAME-BY-GAME STARTERS

Opponent	Point Guard	Guard	Guard	Guard/Forward	Center	Total*
Charleston Southern	Chania Ray	Katrina Pardee	Tynice Martin	Teana Muldrow	Lanay Montgomery	10
Howard	Chania Ray	Katrina Pardee	Tynice Martin	Teana Muldrow	Lanay Montgomery	10
Coppin State	Chania Ray	Katrina Pardee	Tynice Martin	Teana Muldrow	Lanay Montgomery	10
vs. North Carolina A&T	Chania Ray	Katrina Pardee	Tynice Martin	Teana Muldrow	Lanay Montgomery	9
vs. East Carolina	Chania Ray	Katrina Pardee	Tynice Martin	Teana Muldrow	Lanay Montgomery	9
vs. Auburn	Chania Ray	Katrina Pardee	Tynice Martin	Teana Muldrow	Lanay Montgomery	9
High Point	Chania Ray	Katrina Pardee	Tynice Martin	Teana Muldrow	Lanay Montgomery	9
Morehead State	Chania Ray	Katrina Pardee	Tynice Martin	Teana Muldrow	Lanay Montgomery	10
Ole Miss	Chania Ray	Katrina Pardee	Tynice Martin	Teana Muldrow	Lanay Montgomery	9
USC Upstate	Chania Ray	Katrina Pardee	Tynice Martin	Teana Muldrow	Lanay Montgomery	11
Longwood	Chania Ray	Katrina Pardee	Tynice Martin	Teana Muldrow	Lanay Montgomery	11
Mount St. Mary's	Chania Ray	Katrina Pardee	Tynice Martin	Teana Muldrow	Lanay Montgomery	11
at TCU	Chania Ray	Tynice Martin	Teana Muldrow	Kristina King	Lanay Montgomery	7
at Kansas State	Chania Ray	Tynice Martin	Teana Muldrow	Kristina King	Lanay Montgomery	8
Baylor	Chania Ray	Katrina Pardee	Tynice Martin	Teana Muldrow	Lanay Montgomery	9
Oklahoma	Chania Ray	Katrina Pardee	Tynice Martin	Teana Muldrow	Lanay Montgomery	10
at Texas Tech	Chania Ray	Katrina Pardee	Tynice Martin	Teana Muldrow	Lanay Montgomery	8
Texas	Chania Ray	Katrina Pardee	Tynice Martin	Teana Muldrow	Lanay Montgomery	8
at Kansas	Chania Ray	Katrina Pardee	Tynice Martin	Teana Muldrow	Lanay Montgomery	8
at Baylor	Chania Ray	Katrina Pardee	Tynice Martin	Teana Muldrow	Lanay Montgomery	8
Texas Tech	Chania Ray	Katrina Pardee	Tynice Martin	Teana Muldrow	Lanay Montgomery	7
at Texas	Chania Ray	Katrina Pardee	Tynice Martin	Teana Muldrow	Lanay Montgomery	9
Iowa State	Chania Ray	Katrina Pardee	Tynice Martin	Teana Muldrow	Lanay Montgomery	10
at Oklahoma	Chania Ray	Katrina Pardee	Tynice Martin	Teana Muldrow	Lanay Montgomery	8
Oklahoma State	Chania Ray	Katrina Pardee	Tynice Martin	Teana Muldrow	Lanay Montgomery	11
Kansas State	Chania Ray	Katrina Pardee	Tynice Martin	Teana Muldrow	Lanay Montgomery	8
at Iowa State	Chania Ray	Katrina Pardee	Tynice Martin	Teana Muldrow	Lanay Montgomery	10
TCU	Chania Ray	Katrina Pardee	Tynice Martin	Teana Muldrow	Lanay Montgomery	9

*Total stands for the total number of Mountaineer players that saw playing time in each game

RECORDS BY STARTING LINEUP

Record	Point Guard	Guard	Guard	Guard/Forward	Center
18-8	Chania Ray	Katrina Pardee	Tynice Martin	Teana Muldrow	Lanay Montgomery
1-1	Chania Ray	Tynice Martin	Teana Muldrow	Kristina King	Lanay Montgomery

PLUS/MINUS STATISTICS

Player	Minutes	PF	PA	+/-	+/-40	G	+/-Gm
Thomas, Bailey	55:34	91	66	+25	+18.00	12	+2.08
Montgomery, Lanay	689:19	1313	1018	+295	+17.12	28	+10.54
Brewer, Alexis	589:41	1093	893	+200	+13.57	25	+8.00
Pardee, Katrina	586:04	1077	881	+196	+13.38	27	+7.26
Martin, Tynice	992:12	1889	1572	+317	+12.78	28	+11.32
Muldrow, Teana	823:07	1559	1304	+255	+12.39	28	+9.11
Ray, Chania	963:28	1810	1514	+296	+12.29	28	+10.57
King, Kristina	524:30	944	799	+145	+11.06	28	+5.18
Martin, Anja	171:03	288	242	+46	+10.76	24	+1.92
Rhodes, Desiree	244:10	410	381	+29	+4.75	23	+1.26
Schmidt, Marlena	20:00	31	30	+1	+2.00	6	+0.17



WVU VS. OKLAHOMA STATE BOX - 2/11/17

Oklahoma State 53 • 13-11, 3-10

##	Player		Total		3-Ptr	Rebounds			PF	TP	A	TO	Blk	Stl	Min
			FG-FGA	FG-FGA	FT-FTA	Off	Def	Tot							
03	Coleman, Mandy	f	8-12	1-1	0-4	0	2	2	0	17	0	4	0	1	30
45	Loecker, Katelyn	f	0-2	0-1	2-2	2	2	4	2	2	3	2	1	0	31
54	Jensen, Kaylee	c	6-10	1-2	2-2	1	9	10	1	15	0	3	1	1	34
11	Combs, Areanna	g	0-1	0-0	1-2	0	3	3	1	1	1	1	0	0	15
24	Wheeler, Karli	g	2-13	0-7	4-4	0	1	1	1	8	4	1	0	0	33
02	Mercado, Madison		0-0	0-0	0-0	0	1	1	2	0	0	0	0	1	5
05	Omozee, Diana		2-8	0-0	2-2	2	2	4	3	6	2	1	0	1	29
13	Holt, Jentry		1-3	0-0	2-2	0	2	2	2	4	0	0	0	0	13
15	Echols, Rodrea		0-2	0-1	0-0	0	0	0	1	0	0	0	0	0	6
20	Jones, LaTashia		0-0	0-0	0-0	0	0	0	0	0	0	0	0	0	2
22	Bryant, Alexes		0-0	0-0	0-0	0	0	0	0	0	0	0	0	0	2
	Team					1	4	5							
	Totals		19-51	2-12	13-18	6	26	32	13	53	10	12	2	4	200

1st - FG %: 6-12 50.0% 2nd: 5-13 38.5% 3rd: 4-11 36.4% 4th: 4-15 26.7% Game: 19-51 37.3% Deadball
 3FG %: 0-2 0.0% 0-1 0.0% 1-3 33.3% 1-6 16.7% 2-12 16.7% Rebounds
 FT %: 0-0 0.0% 2-4 50.0% 7-10 70.0% 4-4 100.0% 13-18 72.2% 2

West Virginia 79 • 17-8, 5-8

##	Player		Total		3-Ptr	Rebounds			PF	TP	A	TO	Blk	Stl	Min
			FG-FGA	FG-FGA	FT-FTA	Off	Def	Tot							
11	Muldrow, Teana	f	5-11	3-4	1-2	4	9	13	3	14	2	6	2	1	34
15	Montgomery, Lanay	c	1-4	0-0	0-0	1	5	6	2	2	1	1	1	1	29
05	Martin, Tynice	g	11-22	7-10	1-1	1	7	8	2	30	2	2	0	0	35
12	Ray, Chania	g	2-8	1-6	0-0	0	4	4	1	5	7	2	0	0	36
22	Pardee, Katrina	g	4-7	4-5	0-0	0	0	0	1	12	1	0	0	1	24
02	Brewer, Alexis		4-8	2-4	2-2	0	1	1	3	12	2	0	0	0	21
13	King, Kristina		2-3	0-0	0-0	1	0	1	2	4	1	0	0	1	16
14	Thomas, Bailey		0-0	0-0	0-0	0	0	0	0	0	0	0	0	0	1
20	Rhodes, Desiree		0-0	0-0	0-0	0	0	0	0	0	0	0	0	0	1
24	Martin, Anja		0-0	0-0	0-0	0	0	0	0	0	0	0	0	0	2
45	Schmidt, Marlena		0-0	0-0	0-0	0	0	0	1	0	0	0	0	0	1
	Team					1	3	4							
	Totals		29-63	17-29	4-5	8	29	37	15	79	16	11	3	4	200

1st - FG %: 6-17 35.3% 2nd: 9-16 56.3% 3rd: 7-16 43.8% 4th: 7-14 50.0% Game: 29-63 46.0% Deadball
 3FG %: 2-8 25.0% 7-10 70.0% 3-5 60.0% 5-6 83.3% 17-29 58.6% Rebounds
 FT %: 0-0 0.0% 0-0 0.0% 2-3 66.7% 2-2 100.0% 4-5 80.0% 1

Officials: Lisa Mattingly, Laura Morris, Jesse Dickerson
 Technical fouls: Oklahoma State-None. West Virginia-None.
 Attendance: 4024

Score by periods	1st	2nd	3rd	4th	Total
Oklahoma State	12	12	16	13	53
West Virginia	14	25	19	21	79

	In	Off	2nd	Fast	
Points	Paint	T/O	Chance	Break	Bench
OSU	24	7	4	6	10
WVU	10	9	8	2	16

Last FG - OSU 4th-02:55, WVU 4th-01:22.
 Largest lead - OSU None, WVU by 28 4th-00:43.
 OSU led for 00:00. WVU led for 38:32. Game was tied for 01:28.

Score tied - 1 time.
 Lead changed - 0 times.



Game #4

#19/23 West Virginia 80, N.C. A&T 64 Nov. 22, 2016 • Savannah Civic Center Savannah, Ga.

West Virginia 80 • 4-0

Table with columns: #, Player, FG, 3-Ptr, Rebounds, PF, TP, A, TO, Blk, Stl, Min. Lists players like Muldrow, Teana, Montgomery, Lanay, etc.

1st FG %: 9-18 50.0% 2nd: 8-15 53.3% 3rd: 3-12 25.0% 4th: 5-12 41.7% Game: 25-56 44.6% Deadball Rebounds: 3-2 45.7%

FT %: 8-8 100.0% 2nd FT: 8-8 100.0%

North Carolina A&T 64 • 1-3

Table with columns: #, Player, FG, 3-Ptr, Rebounds, PF, TP, A, TO, Blk, Stl, Min. Lists players like Tyler, Charmise, Storey, Queenswayla, etc.

1st FG %: 3-10 30.0% 2nd: 5-14 35.7% 3rd: 8-13 61.5% 4th: 3-12 25.0% Game: 16-59 27.1% Deadball Rebounds: 3-3 50.0%

FT %: 4-4 100.0% 2nd FT: 4-4 100.0%

Score by periods table for West Virginia vs North Carolina A&T

Technical fouls: Dawn Marsh, Angel Stanton, Neonta Williams. Attendance: 319

Game #5

#19/23 West Virginia 79, East Carolina 47 Nov. 23, 2016 • Savannah Civic Center Savannah, Ga.

West Virginia 79 • 5-0

Table with columns: #, Player, FG, 3-Ptr, Rebounds, PF, TP, A, TO, Blk, Stl, Min. Lists players like Muldrow, Teana, Montgomery, Lanay, etc.

1st FG %: 10-18 55.6% 2nd: 8-13 61.5% 3rd: 6-16 37.5% 4th: 5-13 38.5% Game: 29-60 48.3% Deadball Rebounds: 1-5 20.0%

FT %: 0-0 0.0% 2nd FT: 1-2 50.0%

East Carolina 47 • 4-2

Table with columns: #, Player, FG, 3-Ptr, Rebounds, PF, TP, A, TO, Blk, Stl, Min. Lists players like Gaffney, Kristen, Toure, Khadija, etc.

1st FG %: 7-14 50.0% 2nd: 4-17 23.5% 3rd: 7-11 63.6% 4th: 1-3 33.3% Game: 19-53 35.8% Deadball Rebounds: 3-6 50.0%

FT %: 0-2 0.0% 2nd FT: 0-0 0.0%

Score by periods table for West Virginia vs East Carolina

Technical fouls: Dawn Marsh, Alex Sheffield, Kristin Jones. Attendance: 249

Game #6

#19/23 West Virginia 56, Auburn 52 Nov. 24, 2016 • Savannah Civic Center Savannah, Ga.

Auburn 52 • 5-1

Table with columns: #, Player, FG, 3-Ptr, Rebounds, PF, TP, A, TO, Blk, Stl, Min. Lists players like Jazmine Jones, Jessica Jones, Katie Frerking, etc.

1st FG %: 3-16 18.8% 2nd: 3-12 25.0% 3rd: 5-15 33.3% 4th: 4-15 26.7% Game: 16-58 27.6% Deadball Rebounds: 3-6 50.0%

FT %: 2-8 25.0% 2nd FT: 2-8 25.0%

West Virginia 56 • 6-0

Table with columns: #, Player, FG, 3-Ptr, Rebounds, PF, TP, A, TO, Blk, Stl, Min. Lists players like Muldrow, Teana, Montgomery, Lanay, etc.

1st FG %: 9-16 56.3% 2nd: 3-12 25.0% 3rd: 5-15 33.3% 4th: 4-15 26.7% Game: 20-52 38.5% Deadball Rebounds: 6-6 100.0%

FT %: 7-8 87.5% 2nd FT: 1-2 50.0%

Score by periods table for West Virginia vs Auburn

Technical fouls: Mark McClemey, Alex Sheffield, Kristin Jones. Attendance: 417

Martin Nets Career-Best 28 in Return Home

Atlanta native Tynice Martin excelled in her return home to Georgia, scoring a career-high 28 points in the No. 19/23-ranked West Virginia University women's basketball team's, 80-64, win over North Carolina A&T on day one of the Savannah Invitational.

West Virginia (4-0) came out on fire with a 22-2 run in the first quarter. The Aggies (1-3) outscored WVU, 24-13, in the third quarter to trim the Mountaineer lead to 13. However, a 9-1 West Virginia run in the fourth quarter helped the Mountaineers squash the North Carolina A&T comeback attempt.

Martin made 9-of-15 from the field and finished with a career-best 28 points, while dishing out three assists and collecting two steals. She connected on 9-of-9 from the charity stripe, pushing her consecutive free throw streak to 28 makes since March 18, 2016.

Teana Muldrow added 15 points and corralled a season-high nine rebounds. Chania Ray added nine points and dished out six assists in the victory. Katrina Pardee and Kristina King each added eight points. Center Lanay Montgomery, largely limited due to foul trouble, finished with seven rebounds, four points and three blocks.

West Virginia shot 44.6 percent (25-of-56) from the field and 32.2 percent (19-of-59) from behind the three-point line. North Carolina A&T was the fifth straight Mountaineer opponent to shoot less than 40 percent, connecting on 19-of-59 for 32.2 percent. The Aggies made 6-of-13 from behind the arc for 46.2 percent.

The Mountaineers sprinted out to a 22-2 and held a 28-8 advantage at the end of the first quarter. In a stretch halfway through the quarter, Martin made four consecutive free throws and hit two jumpers as Pardee netted a triple to push the Mountaineers lead to 20.

The second half was much closer as the Aggies became the first WVU opponent to reach 20 points in a quarter this season. Montgomery and Muldrow were limited in the quarter with two fouls each. The Mountaineers led 52-28 at the break. WVU shot 51.5 percent (17-of-33) from the field compared to NC A&T's 23.5 percent (8-of-34).

It was a continuation of the second half for North Carolina A&T, as the Aggies jumped out on a 14-3 run to trim the game to 55-42 with 6:30 remaining. Dana Brown's jumper with 49.5 seconds left in the quarter cut the Mountaineer advantage to 65-52.

A 9-1 fourth quarter start extended the Mountaineer lead back to 21 points with 6:44 remaining. Montgomery and Ray made back-to-back layups followed by a Martin jumper. The exclamation point to the run was a Muldrow slicing layup that drew the and-one opportunity which she connected on to put WVU up 74-53.

Mountaineers Roll Past East Carolina

Teana Muldrow's double-double paced the No. 19/23-ranked West Virginia University women's basketball team to a 79-47 victory over East Carolina on Wednesday in the Savannah Invitational held at the Savannah Civic Center.

Three extended runs propelled the Mountaineers (5-0) to their fifth victory of the season. WVU used a 10-2 spurt in the first quarter, a 16-2 second quarter run and a 12-1 fourth quarter run to thwart the Pirates. East Carolina fell to 4-2 after being held to a season-low 47 points.

Muldrow, a junior from East Orange, New Jersey, recorded her second career double-double by scoring season-highs with 21 points and 10 rebounds. Wednesday marked a breakout performance for Kristina King. The junior made 6-of-8 from the field and added four free throws for 16 points. King finished second in rebounds with eight.

Tynice Martin etched her seventh consecutive double-figure scoring game with 16 points. She grabbed six rebounds and collected two steals in 34 minutes. Chania Ray dished out four assists to lead WVU. Lanay Montgomery was limited for a second straight game due to foul trouble, scoring four points and pulling down three boards.

West Virginia made 29-of-60 from the field for 48.3 percent shooting and connected on 5-of-16 from 3-point range for 31.3 percent. ECU was held to 35.8 percent shooting (19-of-53) from the field, becoming the fifth WVU opponent this season to shoot less than 40 percent.

In the rebounds column, WVU outmanned ECU, 41-32, and outscored the Pirates 34-22 inside the paint. For a fourth game this season, West Virginia recorded double-figure steals with 11.

West Virginia opened the first quarter on a 10-2 run. ECU would use a 7-3 run to trim the Mountaineer advantage to 13-9. Teana Muldrow added back-to-back buckets to put WVU up 21-16 at the end of the quarter.

In the second quarter, West Virginia utilized a 16-2 run and held the Pirates for nearly a five minute stretch. Martin's layup with 1:08 on the clock gave WVU a 39-25 edge to end the half.

East Carolina trimmed the game to 12 points on multiple occasions in the third period. King snapped a three-plus minute scoring drought with five consecutive points. She picked up a steal and used the fast break to score the layup and connect on the and-one. King then hit another layup to extend the Mountaineer lead to 21 points.

WVU used a 12-1 in the fourth quarter capped by a Muldrow three-pointer to push the edge to 30 points.

WVU Edges Auburn for Savannah Invite Title

Lanay Montgomery's layup with 12 seconds remaining gave the No. 19/23-ranked West Virginia University women's basketball team a 56-52 victory over Auburn to claim the Savannah Invitational Championship on Thursday evening at the Savannah Civic Center.

The Mountaineers (6-0) led by as many as 14 points in the first half before Auburn (5-1) closed the period on a 15-4 run to cut the halftime lead to 31-28. WVU pushed its advantage to 10, 38-28, with a Montgomery layup at 7:06 left in the third. The Tigers held a brief one-point lead for 1:35 in the fourth quarter, but the Mountaineers maintained a slim lead down the stretch.

Auburn's Jessica Jones made a layup with 1:19 left to tie the game at 52-52. With 12 seconds remaining, Teana Muldrow grabbed an offensive rebound and Montgomery converted the layup for the game-winning basket. Tynice Martin closed out the game with two free throws to give West Virginia its best start since the 2010-11 season.

Montgomery finished with 13 points, five rebounds and three blocks in 22 minutes. Martin led the team with 16 points, which nine of those points were from behind the arc. Muldrow matched her career-high with 14 rebounds and finished with eight points and three assists. Kristina King made 3-of-4 from the field and added two free throws to finish with eight points.

Martin, a native of Atlanta, earned Savannah Invitational MVP honors and Muldrow was named to the All-Tournament Team.

West Virginia shot 38.5 percent (20-of-52) from the field and made 37.5 percent (6-of-16) of its three point attempts. Auburn shot 27.6 percent (16-of-58) from the field and 25.0 percent (5-of-20) behind the arc. Auburn became the seventh consecutive WVU opponent to shoot less than 40 percent from the field. The Mountaineers withstood the Auburn defensive attack, turning the ball over just 22 times. The Tigers came into the game forcing an average of 30-plus turnovers.

Montgomery scored the Mountaineers first three points and WVU eventually pushed out to a 14-3 lead. A King layup made on the fast break drew the and-one to push the WVU advantage to 22-13 at the end of one WVU lead 31-28 at halftime.

West Virginia opened the third quarter on a 10-0 run, but Auburn fired back. And trimmed the game to one on multiple occasions. King's layup gave WVU a 44-43 edge at the end of three.

Auburn took its only lead in the game with Frerking layup with 8:04 left in the contest. WVU answered immediately with a King jumper. The game went back-and-forth, including a Jones layup with 1:19 on the clock to tie the game at 52-52. From there, WVU used its four-point spurt to secure the sixth win of the season.



Game #16

#17/16 West Virginia 83, #20/24 Oklahoma 73

Jan. 8, 2017 • WVU Coliseum Morgantown, W.Va.

Oklahoma 73 • 12-4, 3-1. Box score table with columns for Player, FG-FGA, 3-PT, FT-FTA, Rebounds, PF, TP, A To Bk, Stl, Min. Includes team totals and statistics.

No. 17 Mountaineers Topple No. 20 Oklahoma

The No. 17/16-ranked West Virginia University women's basketball team withstood a fourth quarter Oklahoma comeback attempt and prevailed 83-73 over the No. 20/24 Sooners on Sunday at the WVU Coliseum. The Mountaineers (14-2, 2-2) led by 17, 42-25, at halftime. However, the Sooners (12-4, 3-1) outscored WVU, 21-13, in the third to trim the lead. With 8:32 remaining in regulation, OU trailed by five, 55-50, with the ball. Teana Muldrow collected a steal and scored a layup to draw the and-one. She followed up with another layup, thanks to a steal from Lanay Montgomery to push the Mountaineer advantage back to 10. West Virginia maintained an eight-point cushion from that point forward to collect its 43rd victory and first this season over an Associated Press Top 25 team.

Five Mountaineers reached double-figures as Tynice Martin netted her first career double-double with 18 points and a career-high 11 rebounds. Lanay Montgomery tallied 16 points, grabbed 14 rebounds, blocked four shots and collected four steals in the victory, becoming just the fourth Mountaineer to record that stat line. Muldrow added 11 points and five rebounds in limited minutes due to foul trouble.

Returning for action for the first time since Mount St. Mary's on Dec. 21, Alexis Brewer made 6-of-10 from the field for 15 points. Katrina Pardee finished in double-figures with 10 points.

West Virginia shot 52.5 percent (32-of-61) from the field and held Oklahoma to 40.3 percent (27-of-67) shooting. The Mountaineers were 10-of-21 (47.6 percent) from three-point range. WVU won the rebound battle, 41-33, and dished out 20 assists. WVU won the battle of the paint, outscoring OU, 38-32.

West Virginia pushed its lead to 10-6 with 3:50 left in the first quarter, but a Gioya Carter layup a minute later trimmed the game to one. WVU closed the quarter on a 7-1 run to take a 17-10 advantage. Oklahoma tied the game, 17-17, after scoring seven consecutive points including a Peyton Little three-pointer. From there, WVU utilized a 22-6 run. The Sooners started the third quarter making 4-of-7 from the field. Little's jumper with 1:11 remaining in the quarter trimmed the Mountaineer lead to 55-46. Oklahoma outscored West Virginia, 21-13, in the frame. Buckets from Vionise Pierre-Louis and T'ona Edwards trimmed the game to 55-50 with 8:53 left. However, Muldrow converted a steal into a layup along with the and-one opportunity to push the edge back to eight. WVU stretched the lead to as many as 15 late in the game before back-to-back treys from OU. Little led the Sooners with 17 points.

Game #17

Texas Tech 75, #18/19 West Virginia 66

Jan. 11, 2017 • United Supermarkets Arena Lubbock, Texas

West Virginia 66 • 14-3, 2-3 Big 12. Box score table with columns for Player, FG-FGA, 3-PT, FT-FTA, Rebounds, PF, TP, A To Bk, Stl, Min. Includes team totals and statistics.

Comeback Effort Falls Short at Texas Tech

A valiant fourth quarter comeback effort fell short, as No. 18/19-ranked West Virginia fell, 75-66, to Texas Tech on Wednesday evening at the United Supermarkets Arena. WVU (14-3, 2-3) trailed by 14 at the end of the third quarter. The Mountaineers utilized a 21-4 run over six minutes in the fourth quarter, eventually tying the game at 3:02 with a Lanay Montgomery jumper. Ivonne CookTaylor hit a two to put TTU up 62-60. WVU responded with two free throws from Teana Muldrow to tie the game once again. However, Reece Caldwell responded with a three to give the Lady Raiders the go-ahead bucket. TTU (11-5, 3-2) scored eight consecutive points down the stretch to remain undefeated in Lubbock with a 10-0 record. Montgomery paced WVU with 18 points, while collecting seven rebounds. Tynice Martin finished with 17 points after finishing the first half scoreless and Katrina Pardee added 10 points. Muldrow led the Mountaineers with 10 rebounds and Chania Ray dished out eight assists.

WVU shot 43.5 percent (27-of-62) from the field and gave up 43.8 percent shooting (28-of-64) to Texas Tech. The Lady Raiders won the rebound column, 40-32, and scored 18 points off 11 WVU turnovers. Pardee and Montgomery combined for WVU's 10-0 run to start the contest. Pardee hit two treys and Montgomery connected on two buckets in the first two and a half minutes. WVU maintained a 19-11 lead at the end of one. Pardee had 10 of WVU's first 19 points.

A poor shooting second quarter hampered the Mountaineers. WVU made just 3-of-17 in the frame for season-low 17.6 shooting percentage in a quarter compared to 7-of-14 for 50 percent from TTU. WVU was scoreless for nearly four minutes, as Texas Tech capitalized with an 8-0 run. Muldrow's layup with 24 seconds left in the half, trimmed the deficit to 29-25.

West Virginia again started the third quarter with slow shooting, making just 1-of-8 in the first five minutes. Texas Tech stretched its lead to 14 at the end of the third with a jumper from Zuri Sanders. Martin's 3-pointer trimmed the TTU lead to 10 points with 6:41 remaining in the fourth. WVU then used a 15-2 run to trim the game to four. Montgomery and Muldrow tied the game on two occasions at 3:41 and 3:01.

However, TTU scored eight points down the stretch to win its 10th game at home this season. Caldwell led the way with 21 points.

Game #18

#16/17 Texas 73, #18/19 West Virginia 63

Jan. 14, 2017 • WVU Coliseum Morgantown, W.Va.

Texas 73 • 12-4, 6-0. Box score table with columns for Player, FG-FGA, 3-PT, FT-FTA, Rebounds, PF, TP, A To Bk, Stl, Min. Includes team totals and statistics.

No. 16 WVU Falls to No. 18 Texas

Another fourth quarter comeback attempt fell short, as the No. 18/19-ranked West Virginia University women's basketball team dropped a 73-63 decision to No. 16/17 Texas on Saturday in front of 4,118 fans at the WVU Coliseum.

The Mountaineers (14-4, 2-4) were outscored 43-24 in the second and third quarters, as the Longhorns (12-4, 6-0) built up their lead to 22 points. WVU used a 15-1 run over a four-minute span in the fourth quarter to trim the deficit to eight points, 68-60, with 2:13 remaining. However, Texas scored five points in the final two minutes to secure the victory.

Teana Muldrow led West Virginia with a season-high 22 points, one short of her career-best 23, while grabbing seven rebounds. Senior Lanay Montgomery registered her seventh double-double of the year with 14 points and 12 rebounds. Other double-figure scorers included 14 points from Tynice Martin and 12 from Chania Ray.

Overall, West Virginia shot 45.1 percent (23-of-51) from the field and surrendered 50 percent (32-of-64) shooting from Texas. WVU made 6-of-13 (46.2%) from behind the arc and held UT to no three-point makes. The Mountaineers won the rebound battle, but were outscored, 48-24, in the paint.

Muldrow scored eight of West Virginia's first 10 points in a five-minute span. The Longhorns stormed back on an 8-2 run to tie the game at 10 with 3:08 remaining. The contest went back-and-forth with WVU holding a 17-16 edge at the end of the period.

Texas utilized an 18-1 run at the end of the first quarter and the first in seven minutes of the second quarter. Muldrow's free throw at 3:08 snapped the scoring drought. The Mountaineers closed the half with a 7-2 run to narrow the UT halftime lead to 34-25. WVU shot just 16.7 percent (2-of-12) from the field compared to UT's 42.9 percent (9-of-21). Muldrow led WVU with 16 points.

In the third quarter, the two squads traded the first nine points before Texas went on a 9-0 spurt to extend its lead to 19 points. The Texas advantage stretched to 22 with 6:47 remaining in the contest. WVU used a 15-1 run and trimmed the deficit to eight, but Texas held on for its 10th consecutive win. Joyner Holmes and Ariel Atkins each had 15 points to lead the Longhorns.



WVU Women's Basketball



@WVUWBB



#HaiWV



@WVUWBB



Game #25

West Virginia 79, Oklahoma State 53
Feb. 11, 2017 • WVU Coliseum
Morgantown, W.Va.

Table with columns: #, Player, FG-FGA, 3-Fr, FT-FTA, Rebounds, PF, TP, A TO Blk Stl, Min. Includes player stats for Coleman, Mandy, Loekner, Kaylee, etc.

Summary table for West Virginia 79 • 17-8, 5-8. Includes totals for FG, 3-Fr, FT, Rebounds, PF, TP, A TO Blk Stl, Min.

Officials: Lisa Mattingly, Laura Morris, Jesse Dickerson

Technical fouls: Oklahoma State-None, West Virginia-None

Attendance: 4024

Score by periods table showing 1st, 2nd, 3rd, 4th, and Total scores for both teams.

Last FG by OSU 4th-01:25, WVU 4th-01:22. Largest lead - OSU None, WVU by 28 4th-01:43.

Game #26

West Virginia 66, #24 K-State 59
Feb. 15, 2017 • WVU Coliseum
Morgantown, W.Va.

Table with columns: #, Player, FG-FGA, 3-Fr, FT-FTA, Rebounds, PF, TP, A TO Blk Stl, Min. Includes player stats for Page, Kaylee, Lewis, Breanna, etc.

Summary table for West Virginia 66 • 18-8, 6-8. Includes totals for FG, 3-Fr, FT, Rebounds, PF, TP, A TO Blk Stl, Min.

Officials: Bob Trammell, Felicia Grinier, Amy Bommer

Technical fouls: Kansas State-None, West Virginia-None

Attendance: 1642

Score by periods table showing 1st, 2nd, 3rd, 4th, and Total scores for both teams.

Last FG by K-State 4th-00:14, WVU 4th-01:42. Largest lead - K-State by 12 1st-09:06, WVU by 19 2nd-07:11.

WVU Nails Record 17 Treys in Rout of Cowgirls

The West Virginia University women's basketball team knocked down a school-record 17 three-pointers in a 79-53 win over Oklahoma State on Saturday evening in front of 4,024 fans at the WVU Coliseum for the Play4Kay pink game. After one period of play, it remained a two-point margin as WVU held a 14-12 advantage. However, WVU responded with seven three-pointers in the second quarter and held a 39-24 halftime edge. The three-point hot streak continued in the second half, as WVU responded with eight more makes from behind the arc. The Mountaineers (17-8, 5-8) maintained a comfortable lead in the second half and never trailed the Cowgirls (13-11, 3-10).

West Virginia Drops Contest at Iowa State

A 13-point Iowa State run in the third quarter hampered the West Virginia University women's basketball team in a 68-53 loss to the Cyclones at the Hilton Coliseum on Saturday afternoon. Iowa State (15-11, 6-9) closed out the first quarter with a 17-7 lead. However, West Virginia (18-9, 6-9) fought back and took a brief 26-25 lead two minutes remaining in the first half. ISU used a four-point spurt to lead, 29-26, at the break. In the third quarter, the Mountaineers trimmed the game to 29-28, but Iowa State used a 13-point run to stretch its lead to double-figures. In the fourth quarter, WVU trimmed the game to 10, but a 9-3 run to open the period pushed the Cyclone lead to 18 points.

Game #27

Iowa State 68, West Virginia 53
Feb. 18, 2017 • Hilton Coliseum
Ames, Iowa

Table with columns: #, Player, FG-FGA, 3-Fr, FT-FTA, Rebounds, PF, TP, A TO Blk Stl, Min. Includes player stats for Martin, Tynice, Muldrow, Teana, etc.

Summary table for Iowa State 68 • 15-11, 6-9. Includes totals for FG, 3-Fr, FT, Rebounds, PF, TP, A TO Blk Stl, Min.

Officials: Mark Zentz, Bryan Entinger, Gina Gross

Technical fouls: West Virginia-None, Iowa State-None

Attendance: 10524

Score by periods table showing 1st, 2nd, 3rd, 4th, and Total scores for both teams.

Last FG by WVU 4th-01:25, ISU 4th-00:20. Largest lead - WVU by 3 1st-09:05, ISU by 21 4th-04:45.

WVU led for 03:18, ISU led for 35:30. Game was tied for 01:22.

Game #28

West Virginia 77, TCU 73

Feb. 22, 2017 • WVU Coliseum
Morgantown, W.Va.

TCU 73 • 12-15, 4-12

#	Player	Pos	Total			3-Ptr			Rebounds			PF	TP	A	TO	Blk	Stl	Min
			FG	FGA	FT	FTA	FG	FGA	FT	FTA	Off							
22	Moore, Jordan	c	2-3	0-0	0-2	1	1	2	2	4	0	1	1	0	1	0	14	
01	Thompson, Toree	g	2-7	1-3	2-2	1	4	5	2	7	1	0	0	3	28			
15	Butts, Jada	g	5-12	1-3	7-7	0	0	0	1	18	1	1	1	2	30			
23	Alix, AJ	g	9-15	3-6	0-0	0	1	1	3	21	5	4	0	4	37			
25	Ray, Kianna	g	0-5	0-3	1-4	1	4	5	2	1	0	1	1	3	29			
00	Okonkwo, Amy	g	4-8	0-1	3-4	1	8	9	1	11	0	3	0	0	18			
04	Ramirez, Amber	g	4-11	0-6	1-1	0	1	1	2	9	1	2	0	0	20			
10	Rainey, Danielle	g	0-1	0-1	0-0	0	0	0	0	0	0	0	0	0	1			
21	Coleman, Sydney	g	0-0	0-0	0-0	0	0	0	0	0	0	0	0	0	2			
31	Hellessey, Ella	g	0-0	0-0	0-0	0	0	0	0	0	0	0	0	0	1			
33	Akomolafe, Adeola	g	1-1	0-0	0-0	1	1	2	4	2	0	1	2	14				
35	Willie, Carol	g	0-0	0-0	0-0	0	0	0	2	0	0	0	0	6				
	Team					4	2	6										
	Totals		27-63	5-23	14-20	6	20	26	19	73	8	13	5	14	200			

1st	FG %: 41.2	33.3%	2nd	8-17	47.1%	3rd	5-17	29.4%	4th	10-17	58.8%	Game	27-63	42.9%	Deadball	
	3FG %: 1-6	16.7%		0-6	0.0%		2-6	33.3%		5-11	45.5%		5-11	45.5%	Rebounds	4
	FT %: 7-8	87.5%		3-3	100.0%		0-0	0.0%		4-9	44.4%		14-20	70.0%		2

West Virginia 77 • 19-9, 7-9

#	Player	Pos	Total			3-Ptr			Rebounds			PF	TP	A	TO	Blk	Stl	Min
			FG	FGA	FT	FTA	FG	FGA	FT	FTA	Off							
11	Muldrow, Teana	f	7-11	2-2	9-10	3	11	14	2	25	2	7	1	1	35			
15	Montgomery, Lanay	c	2-2	0-0	1-2	1	2	3	3	5	1	1	0	0	17			
05	Martin, Tynice	g	10-21	2-6	3-4	0	8	8	3	25	1	4	0	1	36			
12	Ray, Chantia	g	1-10	1-6	2-2	2	5	7	2	5	8	4	0	3	39			
22	Pardee, Katrina	g	1-6	0-3	4-4	2	1	3	3	6	4	3	1	3	25			
02	Brewer, Alexis	g	1-4	1-2	0-0	1	0	1	2	3	3	2	0	0	19			
13	King, Kristina	g	2-5	0-0	0-0	3	3	3	4	1	2	0	0	16				
20	Rhodes, Desiree	g	0-0	0-0	0-0	0	2	2	0	0	0	0	0	6				
24	Martin, Anja	g	2-3	0-0	0-0	1	1	2	0	4	1	0	0	7				
	Team					4	2	6										
	Totals		26-62	6-19	19-22	17	32	49	18	77	21	22	4	8	200			

1st	FG %: 5-16	31.3%	2nd	10-14	71.4%	3rd	8-22	36.4%	4th	3-10	30.0%	Game	26-62	41.9%	Deadball	
	3FG %: 2-6	33.3%		2-5	40.0%		0-4	0.0%		2-4	50.0%		6-19	31.6%	Rebounds	8
	FT %: 2-2	100.0%		7-8	87.5%		0-0	0.0%		10-12	83.3%		19-22	86.4%		2

Officials: Lisa Mattingly, Cameron Inouye, Eric Brewton
Technical fouls: TCU-Alix, AJ. West Virginia-None.
Attendance: 2147

Score by periods	1st				2nd				3rd				4th				Total
	1st	2nd	3rd	4th	1st	2nd	3rd	4th	1st	2nd	3rd	4th	1st	2nd	3rd	4th	
TCU	16	19	12	26	7	3	3	11	12	25	7	1	1	35			
West Virginia	14	29	16	18	7	7	7	7	7	7	7	7	7	77			

Points	In	Off	2nd	Fast	Bench		
						TCU	WVU
TCU	34	23	23	4	22		
WVU	32	16	13	2	11		

Last FG - TCU 4th-00:02, WVU 4th-02:12.
Largest lead - TCU by 4 1st-01:51, WVU by 14 3rd-01:39.
TCU led for 03:36, WVU led for 32:50. Game was tied for 03:12.
Score tied - 6 times.
Lead changed - 3 times.

Muldrow and Martin Power WVU Past TCU

Teana Muldrow and Tynice Martin combined for 50 points, as West Virginia held on for a 77-73 win over TCU on Wednesday evening at the WVU Coliseum.

West Virginia (19-9, 7-9) led by 14 points at the end of three quarters, but TCU (12-15, 4-12) opened the fourth quarter on an 11-1 run to trim the game to two points. Martin banked a trey on the next possession, followed by free throw makes from Muldrow and Katrina Pardee to push the Mountaineer lead back to nine. The relentless Horned Frogs fought back and trimmed the game to three, 76-73, with 26 seconds remaining after an AJ Alix three-point make. Again, Muldrow and Martin answered with three combined free throws to seal West Virginia's 14th home victory, tying for the third-most home wins in program history.

Muldrow had a banner evening, scoring a career-high 25 points and corraling 14 rebounds for her seventh double-double of the season. She connected on 9-of-10 from the charity stripe, while making 7-of-11 from the field. With a free throw make at the 5:10 mark in the second quarter, the junior from East Orange, New Jersey, became the 33rd Mountaineer to reach the 1,000-point milestone.

Martin netted her ninth 20-point performance of the year, scoring 25 points and grabbing eight rebounds. The Atlanta sophomore made 10 field goals and two triples.

The Mountaineers shot 41.9 percent (26-of-62) from the field, while the Horned Frogs connected on 42.9 percent (27-of-63). WVU made 19-of-22 for an 86.4 free throw percentage. The rebound battle was handily won by the Mountaineers, as WVU edged TCU, 49-36. West Virginia dished out 21 assists, but committed 22 turnovers in the contest.

West Virginia opened up to a 10-5 lead in the first five minutes of Wednesday's contest. However, Lanay Montgomery exited early due to foul trouble. TCU used a nine-point run to take a 16-14 lead at the end of one.

The Mountaineers came out firing in the second quarter, knocking down 10-of-14 from the field for a 71.4 shooting percentage. Muldrow and Martin combined for 18 of WVU's 29 points in the period. A Martin layup extended WVU's lead to 43-33 with 21 seconds remaining. TCU's Jada Butts made two free throws to end the half and trim the lead to 43-35. Martin led all scorers with 14 points and Muldrow added 13 in the opening two quarters.

Martin, Montgomery and Muldrow combined for all eight of West Virginia's field goals in the third quarter.

TCU opened the fourth quarter on an 11-1 spurt, which included back-to-back layups from Amy Okonkwo to trim the Mountaineer lead to 60-56 with 7:36 remaining. Moore made a jumper to cut the game to 60-58. However, on the next possession Martin answered with a three to push the lead back to 63-58. Four consecutive free throws from Teana Muldrow and Katrina Pardee pushed the lead back to nine. TCU cut the game to three with six seconds remaining. West Virginia executed the free throw attempts down the stretch to collect the team's 19th win of the season.



ALEXIS BREWER

Guard • 5-9 • So. • Buffalo, Ky. • Bardstown

Major: Undergraduate Studies • Academic All-Big 12 Second Team

2016-17 Highlights: Distributed four assists, grabbed three rebounds and connected on two free throws vs. North Carolina A&T...Posted 12 points in a career-high 34 minutes against Ole Miss (Dec. 4)...Netted a career-high 16 points and grabbed five rebounds in a win over Longwood (Dec. 17)...Returned from injury against No. 20 Oklahoma (Jan. 8), scoring 15 points and making three treys in the win...Tallied 12 points and made 4-of-8 from the field in the win over Oklahoma State (Feb. 11)...Dished out a career-high five assists and finished with six points in the win over No. 24 K-State (Feb. 15)...Finished with seven points and two assists at Iowa State (Feb. 18)...Made a three-pointer and dished out three assists in the win over TCU (Feb. 22).

Alexis Brewer 2016-17 Game-By-Game

Opponent	Date	gs	min	Total		3-Pointers		Free throws		Rebounds				Scoring						
				fg-fga	pct	3fg-fga	pct	ft-fa	pct	off	def	tot	avg	pf	fo	ast	to	blk	stl	pts
CHARLESTON SOUTHER	11-12-16	19	1-4	250	0-1	.000	0-0	.000	0	5	5	5.0	1	1	1	0	1	2	2.0	
HOWARD	11-15-16	18	5-9	556	3-5	.600	0-0	.000	0	2	2	3.5	2	2	1	0	1	13	7.5	
COPPIN STATE	11-19-16	7	0-3	.000	0-2	.000	0-0	.000	0	1	1	2.7	0	0	1	0	0	0	5.0	
vs North Carolina A&T	11-22-16	24	0-3	.000	0-1	.000	2-2	1.000	0	3	3	2.8	3	4	2	0	1	2	4.3	
vs East Carolina	11-23-16	17	1-2	500	0-0	.000	1-3	.333	0	0	0	2.2	2	1	2	0	1	3	4.0	
vs Auburn	11-24-16	27	2-5	400	2-3	.667	0-0	.000	1	2	3	2.3	2	2	4	0	1	6	4.3	
HIGH POINT	11-27-16	27	4-7	571	1-3	.333	4-5	.800	0	3	3	2.4	2	2	1	0	2	13	5.6	
MOREHEAD STATE	11-30-16	23	1-4	250	1-2	.500	2-4	.500	1	2	3	2.5	4	3	2	0	0	5	5.5	
OLE MISS	12-4-16	34	2-3	667	1-2	.500	7-12	.583	0	2	2	2.4	1	3	6	0	0	12	6.2	
USC UPSTATE	12-10-16	27	1-3	333	0-2	.000	2-2	1.000	0	5	5	2.7	1	4	4	0	2	4	6.0	
LONGWOOD	12-17-16	28	4-7	571	3-5	.600	5-6	.833	1	4	5	2.9	3	1	2	1	2	16	6.9	
MOUNT ST. MARY'S	12-21-16	18	1-6	167	1-3	.333	0-0	.000	1	1	2	2.8	1	3	0	0	0	3	6.6	
OKLAHOMA	1-8-17	31	6-10	600	3-4	.750	0-0	.000	0	2	2	2.8	3	0	1	0	0	15	7.2	
at Texas Tech	1-11-17	26	3-5	600	2-4	.500	0-0	.000	0	2	2	2.7	5	1	2	0	0	8	7.3	
TEXAS	1-14-17	20	1-3	333	1-1	1.000	0-2	.000	0	0	0	2.5	2	1	2	0	1	3	7.0	
at Kansas	1-18-17	24	2-5	400	1-2	.500	0-0	.000	0	3	3	2.6	3	1	2	0	0	5	6.9	
at Baylor	1-21-17	13	1-3	333	0-0	.000	1-1	1.000	0	1	1	2.5	2	1	0	0	0	3	6.6	
TEXAS TECH	1-25-17	27	2-4	500	2-2	1.000	2-4	.500	0	2	2	2.4	2	3	1	0	1	8	6.7	
at Texas	1-29-17	24	2-2	1000	1-1	1.000	3-4	.750	0	3	3	2.5	4	1	2	0	0	8	6.8	
IOWA STATE	2-4-17	25	3-7	429	2-5	.400	1-2	.500	1	1	2	2.5	2	3	1	0	0	9	6.9	
at Oklahoma	2-7-17	30	1-8	125	1-6	.167	6-6	1.000	0	2	2	2.4	4	2	4	1	1	9	7.0	
OKLAHOMA STATE	2-11-17	21	4-8	500	2-4	.500	2-2	1.000	0	1	1	2.4	3	2	0	0	0	12	7.2	
KANSAS STATE	2-15-17	28	2-6	333	2-5	.400	0-0	.000	1	1	2	2.3	1	5	2	0	1	6	7.2	
at Iowa State	2-18-17	28	2-4	500	1-1	1.000	2-2	1.000	0	0	0	2.3	2	2	2	0	0	7	7.2	
TCU	2-22-17	19	1-4	250	1-2	.500	0-0	.000	1	0	1	2.2	2	3	2	0	0	3	7.0	
Totals		0	585	52-125	416	31-66	470	40-57	.702	7	48	55	2.2	57	51	47	2	15	175	7.0

Games played: 25
Minutes/game: 23.4
Points/game: 7.0
FG Pct: 41.6
3FG Pct: 47.0
FT Pct: 70.2

Rebounds/game: 2.2
Assists/game: 2.0
Turnovers/game: 1.9
Assist/turnover ratio: 1.1
Steals/game: 0.6
Blocks/game: 0.1

Brewer's Season Highs

Points..... 16, Longwood (12/17/16)
Minutes..... 34, Ole Miss (12/4/16)
FGM..... 6, Oklahoma (1/8/17)
FGA..... 10, Oklahoma (1/8/17)
FG%..... 100.0%, at Texas (1/29/17)
3FGM..... 3, 3x, last, Oklahoma (1/8/17)
3FGA..... 6, last, at Oklahoma (2/7/17)
3FG% ... 100.0%, 4x, last at Iowa State (2/18/17)
FTM..... 7, Ole Miss (12/4/16)
FTA..... 12, Ole Miss (12/4/16)
FT%... 100.0%, 6x, last, at Iowa State (2/18/17)
Rebounds..... 5, 3x, last, Longwood (12/17/16)
Assists..... 5, Kansas State (2/15/17)
Turnovers..... 6, Ole Miss (12/4/16)
Blocks..... 1, 2x, last, at Oklahoma (2/7/17)
Steals..... 2, 3x, last, Longwood (12/17/16)

Brewer's Career Highs

Points..... 16, Longwood (12/17/16)
Minutes..... 34, Ole Miss (12/4/16)
FGM..... 6, 2x, last, Oklahoma (1/8/17)
FGA..... 10, Oklahoma (1/8/17)
FG%..... 100.0%, 3x, last at Texas (1/29/17)
3FGM..... 3, 3x, last, Oklahoma (1/8/17)
3FGA..... 6, last, at Oklahoma (2/7/17)
3FG% ... 100.0%, 7x, last at Iowa State (2/18/17)
FTM..... 7, Ole Miss (12/4/16)
FTA..... 12, Ole Miss (12/4/16)
FT%... 100.0%, 10x, last, at Iowa State (2/18/17)
Rebounds..... 5, 3x, last, Longwood (12/17/16)
Assists..... 5, Kansas State (2/15/17)
Turnovers..... 6, Ole Miss (12/4/16)
Blocks..... 1, 7x, last, at Oklahoma (2/7/17)
Steals..... 2, 6x, last, Longwood (12/17/16)

Alexis Brewer Conference Statistical Totals

Season	gp-gs	min/avg	Total		3-Point		F-Throws		Rebounds				Scoring							
			fg-fga	pct	fg-fga	pct	ft-fa	pct	off	def	tot	avg	pf	fo	ast	to	blk	stl	pts	avg
2015-16	18-0	211/11.7	16-39	.410	11-29	.379	11-16	.688	4	9	13	0.7	17	0	12	11	3	6	54	3.0
2016-17	13-0	316/24.3	30-69	.435	19-37	.514	17-23	.739	3	18	21	1.6	35	1	25	21	1	4	96	7.4
TOTAL	31-0	527/17.0	46-108	.426	30-66	.455	28-39	.718	7	27	34	1.1	52	1	37	32	4	10	150	4.8

Alexis Brewer Career Statistical Totals

Season	gp-gs	min/avg	Total		3-Point		F-Throws		Rebounds				Scoring							
			fg-fga	pct	fg-fga	pct	ft-fa	pct	off	def	tot	avg	pf	fo	ast	to	blk	stl	pts	avg
2015-16	34-0	376/11.1	39-91	.429	23-60	.383	31-44	.705	9	25	34	1.0	41	1	25	24	5	12	132	3.9
2016-17	25-0	585/23.4	52-125	.416	31-66	.470	40-57	.702	7	48	55	2.2	57	1	51	47	2	15	175	7.0
TOTAL	59-0	961/16.3	91-216	.421	54-126	.429	71-101	.703	16	73	89	1.5	98	2	76	71	7	27	307	5.2



AISHA EDWARDS

Guard • 5-8 • Jr. • Boca Raton, Fla. • Chipola College

Major: Multidisciplinary Studies

Prior to WVU: National Junior College Athletic Association (NJCAA) Second Team All-American...Tabbed the No. 2 junior college freshman by the Collegiate Girls Basketball Report...Averaged 14.4 points, 3.3 rebounds, 5.8 assists and 2.3 assists per contest...Her 161 assists ranked 15th in the NJCAA, while her 2.0 assist-to-turnover ratio was 35th...Tied for the team lead in points per contest...Shot 43.5 percent from the field and 30.2 percent from behind the three-point line...Reached double-figure scoring in 21 of 28 games...Tallied a game-high 32 points in Chipola's 78-64 upset win over eventual NJCAA National Champion Gulf Coast State on Feb. 6...Dished out 14 assists in a 69-55 win over Northwest Florida State on Jan. 12.

Aisha Edwards 2016-17 Game-By-Game

Edwards' Season Highs

Points.....
Minutes.....
FGM.....
FGA.....
FG%
3FGM.....
3FGA.....
3FG%
FTM
FTA
FT%
Rebounds
Assists
Turnovers
Blocks.....
Steals.....

Edwards' Career Highs

Points.....
Minutes.....
FGM.....
FGA.....
FG%
3FGM.....
3FGA.....
3FG%
FTM
FTA
FT%
Rebounds
Assists
Turnovers
Blocks.....
Steals.....

Aisha Edwards Conference Statistical Totals

Aisha Edwards Career Statistical Totals



KRISTINA KING

Forward • 6-3 • Jr. • Mebane, N.C. • Gulf Coast State

Major: Multidisciplinary Studies • Big 12 Commissioner's Honor Roll

2016-17 Highlights: Made her WVU debut vs. Charleston Southern (Nov. 12), scoring eight points and grabbing three rebounds in 19 minutes...Scored a season-high 16 points and grabbed eight rebounds in the win over East Carolina (Nov. 23)...Led WVU by matching a season-high with 16 points and setting new season marks in rebounds (9) and blocks (4) against Ole Miss (Dec. 4)...Registered first double-double at WVU with 14 points and 10 rebounds against Mount St. Mary's (Dec. 21)...Connected on 2-of-3 from the field and finished with four points vs. Oklahoma State (Feb. 11)...Made a critical 3-of-3 from the field and finished with six points in the fourth quarter to help WVU upset No. 24 K-State (Feb. 15)...Grabbed four boards and had a steal at Iowa State (Feb. 18)...Scored four points, grabbed three rebounds and blocked two shots vs. TCU (Feb. 22).

Kristina King 2016-17 Game-By-Game

Opponent	Date	gs	min	Total		3-Pointers		Free throws		Rebounds				Scoring						
				fg-fga	pct	3fg-fga	pct	ft-fa	pct	off	def	tot	avg	pf	a	t/o	blk	stl	pts	avg
CHARLESTON SOUTHER	11-12-16	19	2-6	.333	0-1	.000	4-8	.500	2	1	3	3.0	4	0	2	0	2	8	8.0	
HOWARD	11-15-16	21	4-5	.800	0-0	.000	4-7	.571	4	2	6	4.5	1	0	1	1	2	12	10.0	
COPPIN STATE	11-19-16	20	2-7	.286	0-0	.000	1-2	.500	1	5	6	5.0	3	0	3	0	2	5	8.3	
vs North Carolina A&T	11-22-16	18	2-7	.286	0-0	.000	4-4	1.000	4	2	6	5.3	3	0	2	0	0	8	8.3	
vs East Carolina	11-23-16	24	6-8	.750	0-0	.000	4-5	.800	5	3	8	5.8	2	0	0	0	2	16	9.8	
vs Auburn	11-24-16	17	3-4	.750	0-0	.000	2-5	.400	1	4	5	5.7	2	0	2	0	0	8	9.5	
HIGH POINT	11-27-16	10	2-3	.667	0-0	.000	0-2	.000	1	1	2	5.1	1	0	1	0	0	4	8.7	
MOREHEAD STATE	11-30-16	22	7-12	.583	0-0	.000	0-4	.000	3	4	7	5.4	1	4	0	3	2	14	9.4	
OLE MISS	12-4-16	28	6-7	.857	0-0	.000	4-6	.667	2	7	9	5.8	1	1	2	4	2	16	10.1	
USC UPSTATE	12-10-16	19	7-9	.778	0-0	.000	2-2	1.000	3	6	9	6.1	2	1	1	0	1	16	10.7	
LONGWOOD	12-17-16	25	5-7	.714	0-0	.000	1-2	.500	3	2	5	6.0	4	2	2	2	2	11	10.7	
MOUNT ST. MARY'S	12-21-16	22	7-11	.636	0-1	.000	0-0	.000	6	4	10	6.3	3	2	2	0	1	14	11.0	
at TCU	12-29-16	38	6-13	.462	0-0	.000	2-4	.500	3	2	5	6.2	1	1	1	2	2	14	11.2	
at Kansas State	1-1-17	27	5-10	.500	0-0	.000	1-1	1.000	2	4	6	6.2	2	0	1	2	1	11	11.2	
BAYLOR	1-4-17	12	2-6	.333	0-0	.000	0-2	.000	1	3	4	6.1	1	0	4	0	0	4	10.7	
OKLAHOMA	1-8-17	20	2-3	.667	0-0	.000	1-2	.500	1	2	3	5.9	3	1	3	0	0	5	10.4	
at Texas Tech	1-11-17	14	1-4	.250	0-0	.000	0-0	.000	0	3	3	5.7	2	1	1	1	1	2	9.9	
TEXAS	1-14-17	8	0-1	.000	0-0	.000	0-0	.000	0	0	0	5.4	0	0	3	0	0	0	9.3	
at Kansas	1-18-17	13	1-3	.333	0-0	.000	0-0	.000	5	3	8	5.5	2	0	1	2	1	2	8.9	
at Baylor	1-21-17	25	2-6	.333	0-1	.000	2-4	.500	2	5	7	5.6	4	1	2	1	0	6	8.8	
TEXAS TECH	1-25-17	15	3-6	.500	0-0	.000	0-0	.000	1	2	3	5.5	1	0	2	0	1	6	8.7	
at Texas	1-29-17	27	0-7	.000	0-0	.000	0-0	.000	3	4	7	5.5	2	2	4	0	1	0	8.3	
IOWA STATE	2-4-17	15	0-1	.000	0-0	.000	0-0	.000	2	2	4	5.5	2	1	0	0	1	0	7.9	
at Oklahoma	2-7-17	11	0-1	.000	0-0	.000	1-2	.500	1	1	2	5.3	2	0	3	0	0	1	7.6	
OKLAHOMA STATE	2-11-17	16	2-3	.667	0-0	.000	0-0	.000	1	0	1	5.2	2	1	0	0	1	4	7.5	
KANSAS STATE	2-15-17	14	3-3	1.000	0-0	.000	0-0	.000	1	2	3	5.1	0	1	2	1	0	6	7.4	
at Iowa State	2-18-17	12	0-2	.000	0-0	.000	0-0	.000	0	4	4	5.0	0	0	0	0	1	0	7.1	
TCU	2-22-17	16	2-5	.400	0-0	.000	0-0	.000	3	0	3	5.0	3	1	1	2	0	4	7.0	
Totals		2	528	82-160	.513	0-3	.000	33-62	.532	61	78	139	5.0	54	20	46	21	26	197	7.0

Games played: 28
Minutes/game: 18.9
Points/game: 7.0
FG Pct: 51.3
3FG Pct: 0.0
FT Pct: 53.2

Rebounds/game: 5.0
Assists/game: 0.7
Turnovers/game: 1.6
Assist/turnover ratio: 0.4
Steals/game: 0.9
Blocks/game: 0.8

Kristina King Conference Statistical Totals

Season	gp-gs	min/avg	Total		3-Point		F-Throws		Rebounds				Scoring							
			fg-fga	pct	fg-fga	pct	ft-fa	pct	off	def	tot	avg	pf	fo	ast	to	blk	stl	pts	avg
2016-17	16-2	283/17.7	29-74	.392	0-1	.000	7-15	.467	26	37	63	3.9	27	0	10	28	11	10	65	4.1
TOTAL	16-2	283/17.7	29-74	.392	0-1	.000	7-15	.467	26	37	63	3.9	27	0	10	28	11	10	65	4.1

Kristina King Career Statistical Totals

Season	gp-gs	min/avg	Total		3-Point		F-Throws		Rebounds				Scoring							
			fg-fga	pct	fg-fga	pct	ft-fa	pct	off	def	tot	avg	pf	fo	ast	to	blk	stl	pts	avg
2016-17	28-2	528/18.9	82-160	.513	0-3	.000	33-62	.532	61	78	139	5.0	54	0	20	46	21	26	197	7.0
TOTAL	28-2	528/18.9	82-160	.513	0-3	.000	33-62	.532	61	78	139	5.0	54	0	20	46	21	26	197	7.0

King's Season Highs

Points.....16, 3x, last, USC Upstate (12/10/16)
Minutes.....38, at TCU (12/29/16)
FGM.. 7, 3x, last, Mount St. Mary's (12/21/16)
FGA.....13, at TCU (12/29/16)
FG%100.0%, Kansas State (2/15/17)
3FGM.....N/A
3FGA.....1, 3x, last, at Baylor (1/21/17)
3FG%N/A
FTM4, 5x, last, Ole Miss (12/4/16)
FTA8, Charleston Southern (11/12/16)
FT%100.0%, 3x, last, at K-State (1/1/17)
Rebounds.....10, Mount St. Mary's (12/21/16)
Assists.....4, Morehead State (11/30/16)
Turnovers.....4, 2x, at Texas (1/29/17)
Blocks.....4, Ole Miss (12/4/16)
Steals.....2, 8x, last, at TCU (12/29/16)

King's Career Highs

Points.....16, 3x, last, USC Upstate (12/10/16)
Minutes.....38, at TCU (12/29/16)
FGM.. 7, 3x, last, Mount St. Mary's (12/21/16)
FGA.....13, at TCU (12/29/16)
FG%100.0%, Kansas State (2/15/17)
3FGM.....N/A
3FGA.....1, 3x, last, at Baylor (1/21/17)
3FG%N/A
FTM4, 5x, last, Ole Miss (12/4/16)
FTA8, Charleston Southern (11/12/16)
FT%100.0%, 3x, last, at K-State (1/1/17)
Rebounds.....10, Mount St. Mary's (12/21/16)
Assists.....4, Morehead State (11/30/16)
Turnovers.....4, 2x, at Texas (1/29/17)
Blocks.....4, Ole Miss (12/4/16)
Steals.....2, 8x, last, at TCU (12/29/16)

King's Double-Doubles (1)

14 pts, 10 rebs....Mount St. Mary's (12/21/16)



ANJA MARTIN

Forward/Guard • 5-11 • So. • San Antonio, Texas • John Paul Stevens

Major: Broadcast Journalism

2016-17 Highlights: Netted a career-high eight points after making 3-of-3 from the field and 1-of-1 from behind the three-point line in a season-opening win over Charleston Southern (Nov. 12)...Scored a field goal in 11 minutes vs. Howard (Nov. 15)...Made a free throw and grabbed a rebound against Coppin State (Nov. 19)...Made a career-high two three-pointers in the span of nine minutes vs. USC Upstate (Dec. 10)...Tallied five points and grabbed three rebounds in 12 minutes against Longwood (Dec. 17)...Scored four points and corralled two rebounds at TCU (Dec. 29)...Made a field goal and grabbed a steal against Baylor (Jan. 4)...Scored a field goal in five minutes against Oklahoma (Jan. 8)...Had two rebounds in four minutes at Kansas (Jan. 18)...Connected on 2-of-3 from the field and finished with four points, two rebounds and an assist vs. TCU (Feb. 22).

Anja Martin 2016-17 Game-By-Game

Opponent	Date	gs	min	Total		3-Pointers		Free throws		Rebounds				pts	avg					
				fg-fga	pct	3fg-fga	pct	ft-fa	pct	off	def	tot	avg			pf	fo	ast	to	blk
CHARLESTON SOUTHERN	11-12-16	16	3-3	1,000	1-1	1,000	1-2	.500	2	2	4	4.0	3	1	1	0	1	8	8.0	
HOWARD	11-15-16	11	1-2	.500	0-1	.000	0-0	.000	1	0	1	2.5	2	0	0	0	0	2	5.0	
COPPIN STATE	11-19-16	10	0-0	.000	0-0	.000	1-2	.500	1	0	1	2.0	1	0	0	0	0	1	3.7	
vs North Carolina A&T	11-22-16	6	0-1	.000	0-0	.000	0-0	.000	0	0	0	1.5	3	0	0	0	1	0	2.8	
vs East Carolina	11-23-16	6	0-0	.000	0-0	.000	0-0	.000	1	1	2	1.6	0	0	1	0	0	0	2.2	
vs Auburn	11-24-16	1	0-0	.000	0-0	.000	0-0	.000	0	0	0	1.3	1	0	0	0	0	0	1.8	
HIGH POINT	11-27-16	3	0-0	.000	0-0	.000	1-2	.500	1	0	1	1.3	0	0	0	0	0	1	1.7	
MOREHEAD STATE	11-30-16	10	0-0	.000	0-0	.000	0-0	.000	0	0	0	1.1	1	1	0	0	0	0	1.5	
OLE MISS	12-4-16	1	0-0	.000	0-0	.000	0-0	.000	0	1	1	1.1	1	0	0	0	0	0	1.3	
USC UPSTATE	12-10-16	9	2-3	.667	2-2	1,000	0-0	.000	0	0	0	1.0	3	0	0	0	0	6	1.8	
LONGWOOD	12-17-16	12	2-5	.400	0-2	.000	1-3	.333	2	1	3	1.2	2	1	1	0	1	5	2.1	
MOUNT ST. MARY'S	12-21-16	9	0-0	.000	0-0	.000	0-2	.000	1	1	2	1.3	1	0	1	0	0	0	1.9	
at TCU	12-29-16	11	1-1	1,000	0-0	.000	2-2	1,000	2	0	2	1.3	1	1	0	0	1	4	2.1	
at Kansas State	1-1-17	10	0-1	.000	0-1	.000	0-0	.000	1	1	2	1.4	0	0	0	0	0	0	1.9	
BAYLOR	1-4-17	16	1-2	.500	0-0	.000	0-2	.000	1	0	1	1.3	3	0	0	0	1	2	1.9	
OKLAHOMA	1-8-17	5	1-2	.500	0-1	.000	0-1	.000	0	0	0	1.3	0	0	0	0	0	2	1.9	
at Texas Tech	1-11-17	3	1-1	1,000	0-0	.000	0-1	.000	0	0	0	1.2	0	0	0	0	0	2	1.9	
TEXAS	1-14-17	5	0-1	.000	0-0	.000	0-0	.000	0	0	0	1.1	0	0	0	0	0	0	1.8	
at Kansas	1-18-17	4	0-0	.000	0-0	.000	0-0	.000	0	2	2	1.2	1	0	0	0	0	0	1.7	
at Texas	1-29-17	6	0-0	.000	0-0	.000	0-0	.000	0	0	0	1.1	0	0	1	1	0	0	1.7	
IOWA STATE	2-4-17	2	0-0	.000	0-0	.000	0-0	.000	0	0	0	1.0	1	0	0	0	0	0	1.6	
OKLAHOMA STATE	2-11-17	2	0-0	.000	0-0	.000	0-0	.000	0	0	0	1.0	0	0	0	0	0	0	1.5	
at Iowa State	2-18-17	3	0-1	.000	0-0	.000	0-0	.000	0	0	0	1.0	0	0	0	0	0	0	1.4	
TCU	2-22-17	7	2-3	.667	0-0	.000	0-0	.000	1	1	2	1.0	0	1	0	0	4	1.5		
Totals		0	168	14-26	.538	3-8	.375	6-17	.353	14	10	24	1.0	24	5	5	1	5	37	1.5

Games played: 24
Minutes/game: 7.0
Points/game: 1.5
FG Pct: 53.8
3FG Pct: 37.5
FT Pct: 35.3

Rebounds/game: 1.0
Assists/game: 0.2
Turnovers/game: 0.2
Assist/turnover ratio: 1.0
Steals/game: 0.2
Blocks/game: 0.0

Martin's Season Highs

Points..... 8, Charleston Southern (11/12/16)
Minutes..... 16, 2x, last Baylor (1/4/17)
FGM.....3, Charleston Southern (11/12/16)
FGA..... 5, Longwood (12/17/16)
FG% .. 100.0%, 3x, last, at Texas Tech (1/11/17)
3FGM..... 2, USC Upstate (12/10/16)
3FGA..... 2, Longwood (12/17/16)
3FG% ...100.0%, 2x, last, USC Upstate (12/10/16)
FTM 2, at TCU (12/29/16)
FTA 3, Longwood (12/17/16)
FT% 100.0%, at TCU (12/29/16)
Rebounds ...4, Charleston Southern (11/12/16)
Assists 1, 5x, last, at TCU (2/22/17)
Turnovers 1, 5x, last at Texas (1/29/17)
Blocks..... 1, at Texas (1/29/17)
Steals..... 1, 5x, last, Baylor (1/4/17)

Martin's Career Highs

Points..... 8, Charleston Southern (11/12/16)
Minutes..... 16, 2x, last Baylor (1/4/17)
FGM.....3, Charleston Southern (11/12/16)
FGA.....5, 2x, last, Longwood (12/17/16)
FG% ..100.0%, 3x, last, at Texas Tech (1/11/17)
3FGM..... 2, USC Upstate (12/10/16)
3FGA.....2, 2x, last, Longwood (12/17/16)
3FG% ...100.0%, 2x, last, USC Upstate (12/10/16)
FTM 3, vs. Grand Canyon (11/24/15)
FTA 4, vs. Grand Canyon (11/24/15)
FT% 100.0%, at TCU (12/29/16)
Rebounds ...4, Charleston Southern (11/12/16)
Assists 2, vs. Grand Canyon (11/24/15)
Turnovers 2, vs. Grand Canyon (11/24/15)
Blocks.....1, 2x, last at Texas (1/29/17)
Steals..... 1, 5x, last, Baylor (1/4/17)

Anja Martin Conference Statistical Totals

Season	gp-gs	min/avg	Total		3-Point		F-Throws		Rebounds				Scoring							
			fg-fga	pct	fg-fga	pct	ft-fa	pct	off	def	tot	avg	pf	fo	ast	to	blk	stl	pts	avg
2015-16	6-0	12/2.0	0-1	.000	0-0	.000	0-0	.000	0	0	0	0.0	3	0	0	0	0	0	0	0.0
2016-17	12-0	74/6.2	6-12	.500	0-2	.000	2-6	.333	5	4	9	0.8	6	0	2	1	1	2	14	1.2
TOTAL	18-0	86/4.8	6-13	.462	0-2	.000	2-6	.333	5	4	9	0.5	9	0	2	1	1	2	14	0.8

Anja Martin Career Statistical Totals

Season	gp-gs	min/avg	Total		3-Point		F-Throws		Rebounds				Scoring							
			fg-fga	pct	fg-fga	pct	ft-fa	pct	off	def	tot	avg	pf	fo	ast	to	blk	stl	pts	avg
2015-16	14-0	92/6.6	2-20	.100	0-2	.000	3-4	.750	6	3	9	0.6	10	0	2	3	1	1	7	0.5
2016-17	24-0	168/7.0	14-26	.538	3-8	.375	6-17	.353	14	10	24	1.0	24	0	5	5	1	5	37	1.5
TOTAL	38-0	260/6.8	16-46	.348	3-10	.300	9-21	.429	20	13	33	0.9	34	0	7	8	2	6	44	1.2



KRYSTALINE McCUNE

Forward • 6-4 • Fr. • Louisville, Ky. • duPont Manual

Major: Multidisciplinary Studies • Big 12 Commissioner's Honor Roll

Prior to WVU: Averaged 9.5 points and 8.9 rebounds and shot 50 percent from the field as a senior...Led the Crimson to a 21-8 record, a Region 7 title and a Kentucky Sweet 16 appearance....Named to the Louisville Courier Journal's All-State Girls Basketball First Team...Region 7 Player of the Year...Listed as a candidate for the 2016 Miss Kentucky Basketball Award...Tabbed a 2016 Kentucky East-West All-Star...Nominee for the 2016 McDonald's All-American Game...Suffered a knee injury in the Sweet 16 game versus Murray in spring 2016...As a junior, averaged 10.0 points and 8.6 rebounds...Named second team All-State by the Lexington Herald-Leader in 2015...Garnered 2015 Louisville Courier Journal's Third Team All-State honors...Ranked as the No. 15 best player in her position by ESPN HoopGuriz.

Krystaline McCune 2016-17 Game-By-Game

McCune's Season Highs

Points.....
Minutes.....
FGM.....
FGA.....
FG%.....
3FGM.....
3FGA.....
3FG%.....
FTM.....
FTA.....
FT%.....
Rebounds.....
Assists.....
Turnovers.....
Blocks.....
Steals.....

McCune's Career Highs

Points.....
Minutes.....
FGM.....
FGA.....
FG%.....
3FGM.....
3FGA.....
3FG%.....
FTM.....
FTA.....
FT%.....
Rebounds.....
Assists.....
Turnovers.....
Blocks.....
Steals.....

Krystaline McCune Conference Statistical Totals

Krystaline McCune Career Statistical Totals



KATRINA PARDEE

Guard • 5-9 • So. • Cedar Park, Texas • Vista Ridge

Major: Exercise Physiology • Big 12 Commissioner's Honor Roll • Academic All-Big 12 First Team

2016-17 Highlights: Made 3-of-5 from the field and finished with eight points against Charleston Southern (Nov. 12)...Scored 17 points and grabbed a career-high six rebounds in the win over Coppin State (Nov. 19)...Handed out a career-high 10 assists and scored six points against Longwood (Dec. 17)...Missed the game at TCU (Dec. 29) due to injury...At No. 2 Baylor (Jan. 21), tallied 13 points and grabbed four rebounds in a career-high 31 minutes...Shot a career-high 80 percent from 3-point range (4-of-5) and scored 12 points vs. Oklahoma State (Feb. 11)...Made four triples and finished with 14 points and matched a career-high three steals in the win over No. 24 K-State (Feb. 15)...Grabbed a rebound and dished out an assist at Iowa State (Feb. 18)...Against TCU (Feb. 22), she finished with six points including 4-of-4 from the free throw line, along with four assists.

Katrina Pardee 2016-17 Game-By-Game

Opponent	Date	gs	min	Total		3-Pointers		Free throws		Rebounds							pts	avg			
				fg-fga	pct	3fg-fga	pct	ft-fa	pct	off	def	tot	avg	pf	fo	ast			to	blk	stl
CHARLESTON SOUTHER	11-12-16	*	16	3-5	.600	2-4	.500	0-0	.000	0	0	0	0.0	4	1	0	0	0	8	8.0	
HOWARD	11-15-16	*	20	1-2	.500	0-0	.000	2-4	.500	0	1	1	0.5	3	0	1	0	1	4	6.0	
COPPIN STATE	11-19-16	*	29	6-12	.500	3-7	.429	2-2	1.000	0	6	6	2.3	2	2	1	1	0	17	9.7	
vs North Carolina A&T	11-22-16	*	21	3-7	.429	2-5	.400	0-0	.000	0	2	2	2.3	1	0	0	2	0	8	9.3	
vs East Carolina	11-23-16	*	27	3-9	.333	3-7	.429	1-2	.500	1	1	2	2.2	1	1	1	0	1	10	9.4	
vs Auburn	11-24-16	*	14	1-3	.333	1-2	.500	0-0	.000	0	1	1	2.0	2	0	5	0	1	3	8.3	
HIGH POINT	11-27-16	*	25	4-9	.444	1-3	.333	0-0	.000	1	1	2	2.0	0	0	0	0	2	9	8.4	
MOREHEAD STATE	11-30-16	*	25	2-8	.250	2-4	.500	3-4	.750	0	5	5	2.4	3	2	3	0	1	9	8.5	
OLE MISS	12-4-16	*	17	1-5	.200	0-2	.000	0-0	.000	1	2	3	2.4	2	0	1	0	0	2	7.8	
USC UPSTATE	12-10-16	*	18	4-9	.444	1-6	.167	0-0	.000	1	2	3	2.5	2	2	1	0	0	9	7.9	
LONGWOOD	12-17-16	*	21	2-9	.222	2-6	.333	0-0	.000	1	1	2	2.5	3	10	0	0	1	6	7.7	
MOUNT ST. MARY'S	12-21-16	*	18	2-5	.400	1-2	.500	0-0	.000	1	1	2	2.4	2	0	0	0	1	5	7.5	
at Kansas State	1-1-17		13	0-3	.000	0-2	.000	0-0	.000	0	2	2	2.4	2	1	4	0	0	6	6.9	
BAYLOR	1-4-17	*	18	1-4	.250	1-2	.500	0-0	.000	1	1	2	2.4	1	0	1	0	1	3	6.6	
OKLAHOMA	1-8-17	*	19	4-8	.500	2-5	.400	0-0	.000	0	0	0	2.2	3	0	3	0	2	10	6.9	
at Texas Tech	1-11-17	*	18	4-8	.500	2-4	.500	0-0	.000	2	0	2	2.2	1	0	1	0	0	10	7.1	
TEXAS	1-14-17	*	26	0-2	.000	0-1	.000	0-0	.000	1	1	2	2.2	3	0	3	0	1	0	6.6	
at Kansas	1-18-17	*	19	0-5	.000	0-3	.000	0-0	.000	0	0	0	2.1	1	0	3	0	3	0	6.3	
at Baylor	1-21-17	*	31	6-10	.600	1-4	.250	0-0	.000	0	4	4	2.2	2	2	0	0	0	13	6.6	
TEXAS TECH	1-25-17	*	25	3-5	.600	3-5	.600	0-0	.000	0	1	1	2.1	2	2	2	0	0	9	6.8	
at Texas	1-29-17	*	30	2-5	.400	2-3	.667	0-0	.000	1	0	1	2.0	2	0	2	0	1	6	6.7	
IOWA STATE	2-4-17	*	27	4-13	.308	4-10	.400	4-4	1.000	2	3	5	2.2	1	0	0	0	1	16	7.1	
at Oklahoma	2-7-17	*	25	1-8	.125	0-4	.000	2-2	1.000	0	1	1	2.1	2	1	0	0	0	4	7.0	
OKLAHOMA STATE	2-11-17	*	24	4-7	.571	4-5	.800	0-0	.000	0	0	0	2.0	1	1	0	0	1	12	7.2	
KANSAS STATE	2-15-17	*	23	5-14	.357	4-7	.571	0-0	.000	0	0	0	2.0	0	1	2	0	3	14	7.5	
at Iowa State	2-18-17	*	13	0-6	.000	0-4	.000	0-0	.000	0	1	1	1.9	2	1	1	0	0	0	7.2	
TCU	2-22-17	*	25	1-6	.167	0-3	.000	4-4	1.000	2	1	3	2.0	3	4	3	1	3	6	7.1	
Totals			26	587	67-187	.358	41-110	.373	18-22	.818	15	38	53	2.0	51	31	38	4	24	193	7.1

Games played: 27
Minutes/game: 21.7
Points/game: 7.1
FG Pct: 35.8
3FG Pct: 37.3
FT Pct: 81.8

Rebounds/game: 2.0
Assists/game: 1.1
Turnovers/game: 1.4
Assist/turnover ratio: 0.8
Steals/game: 0.9
Blocks/game: 0.1

Pardee's Season Highs

Points..... 17, Coppin St. (11/19/16)
Minutes..... 31, at Baylor (1/21/17)
FGM..... 6, 2x, at Baylor (1/21/17)
FGA..... 14, Kansas State (2/15/17)
FG% 60.0%, 3x, last, Texas Tech (1/25/17)
3FGM..... 4, 3x, last, Kansas State (2/15/17)
3FGA 10, Iowa State (2/4/17)
3FG% 80.0%, Oklahoma State (2/11/17)
FTM 4, 2x, last, TCU (2/22/17)
FTA 4, 4x, last, TCU (2/22/17)
FT% 100.0%, 4x, TCU (2/22/17)
Rebounds 6, Coppin St. (11/19/16)
Assists 10, Longwood (12/17/16)
Turnovers 5, vs. Auburn (11/24/16)
Blocks..... 2, vs. NC A&T (11/22/16)
Steals..... 3, 3x, TCU (2/22/17)

Pardee's Career Highs

Points..... 19, Fairleigh Dickinson (12/6/15)
Minutes..... 31, at Baylor (1/21/17)
FGM..... 7, Fairleigh Dickinson (12/6/15)
FGA..... 14, 3x, last, Kansas State (2/15/17)
FG% 80.0%, at Kansas (1/3/16)
3FGM..... 4, 5x, last, Kansas State (2/15/17)
3FGA..... 9, Delaware State (11/14/15)
3FG% 80.0%, Oklahoma State (2/11/17)
FTM 4, 2x, last, TCU (2/22/17)
FTA 4, 4x, last, TCU (2/22/17)
FT% 100.0%, 11x, last, TCU (2/22/17)
Rebounds 6, Coppin St. (11/19/16)
Assists 10, Longwood (12/17/16)
Turnovers 5, vs. Auburn (11/24/16)
Blocks..... 2, vs. NC A&T (11/22/16)
Steals..... 3, 3x, TCU (2/22/17)

Katrina Pardee Conference Statistical Totals

Season	gp-gs	min/avg	Total		3-Point		F-Throws		Rebounds							Scoring				
			fg-fga	pct	fg-fga	pct	ft-fa	pct	off	def	tot	avg	pf	fo	ast	to	blk	stl	pts	avg
2015-16	18-18	222/12.3	30-91	.330	14-49	.286	6-6	1.000	11	22	33	1.8	24	1	12	18	0	9	80	4.4
2016-17	15-14	336/22.4	35-104	.337	23-62	.371	10-10	1.000	9	15	24	1.6	26	0	13	25	1	16	103	6.9
TOTAL	33-32	558/16.9	65-195	.333	37-111	.333	16-16	1.000	20	37	57	1.7	50	1	25	43	1	25	183	5.5

Katrina Pardee Career Statistical Totals

Season	gp-gs	min/avg	Total		3-Point		F-Throws		Rebounds							Scoring				
			fg-fga	pct	fg-fga	pct	ft-fa	pct	off	def	tot	avg	pf	fo	ast	to	blk	stl	pts	avg
2015-16	35-35	498/14.2	75-225	.333	39-136	.287	18-21	.857	20	48	68	1.9	55	2	31	36	0	16	207	5.9
2016-17	27-26	587/21.7	67-187	.358	41-110	.373	18-22	.818	15	38	53	2.0	51	0	31	38	4	24	193	7.1
TOTAL	62-61	1085/17.5	142-412	.345	80-246	.325	36-43	.837	35	86	121	2.0	106	2	62	74	4	40	400	6.5



CHANIA RAY

Guard • 5-8 • Jr. • Alexandria, Va. • Florida State

Major: Criminology • Co-Captain • Academic All-Big 12 Second Team

2016-17 Highlights: Dished out a personal-best 11 assists and scored six points in the season-opening win over Charleston Southern (Nov. 12)...Made six three-pointers, which is tied for third in a single-game for a WVU junior, and finished with a career-high 23 points and seven assists at Kansas State (Jan. 1)...Named Big 12 Co-Player of the Week (Jan. 2)...Registered first career double-double with 14 points and 10 assists in the win over No. 24 Kansas State (Feb. 15)...Paced the Mountaineers with seven assists, grabbed six rebounds and scored five points at Iowa State (Feb. 18)...Led West Virginia with eight assists, grabbed seven rebounds and scored five points vs. TCU (Feb. 22).

Chania Ray 2016-17 Game-By-Game

Opponent	Date	gs	min	Total		3-Pointers		Free Throws		Rebounds				pts	avg						
				fg-fga	pct	fg-fga	pct	ft-fa	pct	off	def	tot	avg			pf	a	to	blk	stl	
CHARLESTON SOUTHER	11-12-16	*	33	1-6	.167	0-3	.000	4-6	.667	1	3	4	4.0	2	11	4	0	2	6	6.0	
HOWARD	11-15-16	*	36	7-14	.500	3-7	.429	0-0	.000	0	4	4	4.0	1	5	3	0	5	17	11.5	
COPPIN STATE	11-19-16	*	36	1-5	.200	1-4	.250	4-6	.667	1	6	7	5.0	1	8	3	1	3	7	10.0	
vs North Carolina A&T	11-22-16	*	35	3-10	.300	0-2	.000	3-3	1.000	0	4	4	4.8	1	6	7	0	0	9	9.8	
vs East Carolina	11-23-16	*	36	3-9	.333	1-5	.200	2-2	1.000	1	4	5	4.8	3	4	4	0	2	9	9.6	
vs Auburn	11-24-16	*	39	0-4	.000	0-3	.000	2-2	1.000	0	5	5	4.8	3	4	4	0	0	2	8.3	
HIGH POINT	11-27-16	*	34	2-5	.400	2-3	.667	0-0	.000	0	2	2	4.4	3	8	3	0	4	6	8.0	
MOREHEAD STATE	11-30-16	*	29	3-6	.500	2-3	.667	0-0	.000	0	2	2	4.1	2	4	2	0	2	8	8.0	
OLE MISS	12-4-16	*	29	1-3	.333	0-2	.000	2-4	.500	0	2	2	3.9	4	4	4	0	0	4	7.6	
USC UPSTATE	12-10-16	*	27	4-6	.667	1-2	.500	0-0	.000	0	4	4	3.9	0	7	4	1	4	9	7.7	
LONGWOOD	12-17-16	*	24	3-6	.500	2-4	.500	0-0	.000	0	3	3	3.8	2	3	3	0	0	8	7.7	
MOUNT ST. MARY'S	12-21-16	*	34	2-10	.200	0-3	.000	4-4	1.000	0	6	6	4.0	1	6	2	1	3	8	7.8	
at TCU	12-29-16	*	39	4-10	.400	1-4	.250	8-8	1.000	0	6	6	4.2	1	9	3	0	6	17	8.5	
at Kansas State	1-1-17	*	37	7-17	.412	6-10	.600	3-4	.750	0	4	4	4.1	4	7	3	0	2	23	9.5	
BAYLOR	1-4-17	*	38	3-14	.214	0-5	.000	3-4	.750	1	5	6	4.3	4	8	4	0	1	9	9.5	
OKLAHOMA	1-8-17	*	27	1-3	.333	1-2	.500	3-4	.750	0	2	2	4.1	4	10	1	0	1	6	9.3	
at Texas Tech	1-11-17	*	38	1-7	.143	0-4	.000	1-2	.500	0	5	5	4.2	2	8	2	0	0	3	8.9	
TEXAS	1-14-17	*	32	4-12	.333	0-3	.000	4-4	1.000	1	1	2	4.1	5	3	3	0	0	12	9.1	
at Kansas	1-18-17	*	34	2-4	.500	1-3	.333	2-2	1.000	0	2	2	3.9	3	3	7	0	2	7	8.9	
at Baylor	1-21-17	*	38	5-14	.357	1-3	.333	0-0	.000	0	3	3	3.9	4	5	4	0	3	11	9.1	
TEXAS TECH	1-25-17	*	30	4-6	.667	1-2	.500	3-4	.750	0	6	6	4.0	4	2	2	0	2	12	9.2	
at Texas	1-29-17	*	25	2-6	.333	0-1	.000	3-4	.750	0	3	3	4.0	3	3	5	0	4	7	9.1	
IOWA STATE	2-4-17	*	37	2-9	.222	1-5	.200	1-1	1.000	0	2	2	3.9	4	2	4	0	0	6	9.0	
at Oklahoma	2-7-17	*	44	2-10	.200	2-7	.286	0-0	.000	0	3	3	3.8	5	5	3	1	2	6	8.8	
OKLAHOMA STATE	2-11-17	*	36	2-8	.250	1-6	.167	0-0	.000	0	4	4	3.8	1	7	2	0	0	5	8.7	
KANSAS STATE	2-15-17	*	36	4-9	.444	2-6	.333	4-4	1.000	1	1	2	3.8	1	10	5	0	1	14	8.9	
at Iowa State	2-18-17	*	40	2-9	.222	1-5	.200	0-0	.000	2	4	6	3.9	4	7	5	0	1	5	8.7	
TCU	2-22-17	*	39	1-10	.100	1-6	.167	2-2	1.000	2	5	7	4.0	2	8	4	0	3	5	8.6	
Totals			28	962	76-232	.328	31-113	.274	58-70	.829	10	101	111	4.0	74	167	100	4	53	241	8.6

Games played: 28
Minutes/game: 34.4
Points/game: 8.6
FG Pct: 32.8
3FG Pct: 27.4
FT Pct: 82.9

Rebounds/game: 4.0
Assists/game: 6.0
Turnovers/game: 3.6
Assist/turnover ratio: 1.7
Steals/game: 1.9
Blocks/game: 0.1

Ray's Season Highs

Points..... 23, at K-State (1/1/17)
Minutes..... 44, at Oklahoma (2/7/17)
FGM..... 7, 2x, last, at K-State (1/1/17)
FGA..... 17, at K-State (1/1/17)
FG% 66.7%, 2x, last, Texas Tech (1/25/17)
3FGM..... 6, at K-State (1/1/17)
3FGA..... 10, at K-State (1/1/17)
3FG% ... 66.7%, 2x, last, Morehead St. (11/30/16)
FTM 8, at TCU (12/29/16)
FTA 8, at TCU (12/29/16)
FT% 100.0%, 10x, last, TCU (2/22/17)
Rebounds 7, Coppin St. (11/19/16)
Assists 11, Charleston Southern (11/12/16)
Turnovers 7, 2x, last, at Kansas (1/18/17)
Blocks 1, 5x, last, at Oklahoma (2/7/17)
Steals 6, at TCU (12/29/16)

Ray's Career Highs

Points..... 23, at K-State (1/1/17)
Minutes..... 39, 2x, last, at TCU (12/29/16)
FGM..... 7, 2x, last, at K-State (1/1/17)
FGA..... 17, at K-State (1/1/17)
FG% . 100.0%, 2x, last, Kansas State (2/6/16)
3FGM..... 6, at K-State (1/1/17)
3FGA..... 10, at K-State (1/1/17)
3FG% 100.0%, 2x, last vs. Texas (3/6/16)
FTM 8, at TCU (12/29/16)
FTA 8, at TCU (12/29/16)
FT% 100.0%, 13x, last, TCU (2/22/17)
Rebounds 7, Coppin St. (11/19/16)
Assists 11, Charleston Southern (11/12/16)
Turnovers 7, 2x, last, at Kansas (1/18/17)
Blocks 1, 7x, last, at Oklahoma (2/7/17)
Steals 6, at TCU (12/29/16)

* - WVU career-highs only

Chania Ray Conference Statistical Totals

Season	gp-gs	min/avg	Total		3-Point		F-Throws		Rebounds				Scoring							
			fg-fga	pct	fg-fga	pct	ft-fa	pct	off	def	tot	avg	pf	fo	ast	to	blk	stl	pts	avg
2015-16	18-17	315/17.5	24-73	.329	9-36	.250	16-32	.500	9	27	36	2.0	39	1	40	42	1	14	73	4.1
2016-17	16-16	570/35.6	46-148	.311	19-72	.264	37-43	.860	7	56	63	3.9	51	2	97	57	1	28	148	9.3
TOTAL	34-33	885/26.0	70-221	.317	28-108	.259	53-75	.707	16	83	99	2.9	90	3	137	99	2	42	221	6.5

Chania Ray Career Statistical Totals

Season	gp-gs	min/avg	Total		3-Point		F-Throws		Rebounds				Scoring							
			fg-fga	pct	fg-fga	pct	ft-fa	pct	off	def	tot	avg	pf	fo	ast	to	blk	stl	pts	avg
2015-16	25-24	472/18.9	35-115	.304	16-59	.271	29-49	.592	10	39	49	2.0	54	1	56	63	2	22	115	4.6
2016-17	28-28	962/34.4	76-232	.328	31-113	.274	58-70	.829	10	101	111	4.0	74	2	167	100	4	53	241	8.6
TOTAL	53-52	1434/27.1	111-347	.320	47-172	.273	87-119	.731	20	140	160	3.0	128	3	223	163	6	75	356	6.7

Ray's Double-Doubles (1)

14 pts, 10 asts Kansas State (2/15/17)

Ray's 20-Point Games (1)

23 at Kansas State (1/1/17)



DESIREE RHODES

Post • 6-1 • Sr. • Aurora, Ill. • Wabash Valley College

Major: Sociology and Anthropology • Academic All-Big 12 Second Team

2016-17 Highlights: Grabbed a career-high 12 rebounds and made two free throws in the season-opening win over Charleston Southern (Nov. 12)...Snatched four rebounds, dished out an assist and blocked a shot in 14 minutes vs. Howard (Nov. 15)... Made a field goal, blocked a career-best three shots and grabbed three rebounds vs. Coppin State (Nov. 19)...Registered a career-high six points and grabbed six rebounds vs. North Carolina A&T (Nov. 22)...Matched career high with three field goals and six points in WVU's victory over Ole Miss on Dec. 4...Led WVU with nine rebounds in the win over Longwood (Dec. 17)... Grabbed five rebounds, blocked two shots and registered two steals at Oklahoma (Feb. 7)...Corralled a rebound and blocked a shot in five minutes vs. K-State (Feb. 15)...Collected two rebounds in six minutes vs. TCU (Feb. 22).

Desiree Rhodes 2016-17 Game-By-Game

Opponent	Date	gs	min	Total		3-Pointers		Free throws		Rebounds					pts	avg				
				fg-fga	pct	3fg-fga	pct	ft-fa	pct	off	def	tot	avg	pf			a	t/o	blk	stl
CHARLESTON SOUTHER	11-12-16	18	0-3	.000	0-1	.000	2-4	.500	3	9	12	12.0	0	0	3	0	1	2	2.0	
HOWARD	11-15-16	14	0-1	.000	0-0	.000	0-0	.000	2	2	4	8.0	2	1	3	1	0	0	1.0	
COPPIN STATE	11-19-16	15	1-1	1.000	0-0	.000	0-0	.000	1	2	3	6.3	2	1	1	3	0	2	1.3	
vs North Carolina A&T	11-22-16	23	3-6	.500	0-0	.000	0-2	.000	2	4	6	6.3	4	0	1	0	1	6	2.5	
vs East Carolina	11-23-16	15	0-2	.000	0-0	.000	0-0	.000	2	3	5	6.0	1	0	1	0	0	0	2.0	
vs Auburn	11-24-16	7	0-0	.000	0-0	.000	0-0	.000	0	1	1	5.2	3	0	1	0	0	0	1.7	
HIGH POINT	11-27-16	5	0-0	.000	0-0	.000	1-2	.500	0	1	1	4.6	1	0	0	0	0	1	1.6	
MOREHEAD STATE	11-30-16	6	0-0	.000	0-0	.000	0-0	.000	0	0	0	4.0	1	0	0	2	0	0	1.4	
OLE MISS	12-4-16	18	3-5	.600	0-0	.000	0-0	.000	2	3	5	4.1	3	0	1	1	0	6	1.9	
USC UPSTATE	12-10-16	8	1-1	1.000	0-0	.000	0-0	.000	0	3	3	4.0	0	0	0	0	0	2	1.9	
LONGWOOD	12-17-16	15	0-2	.000	0-0	.000	0-0	.000	3	6	9	4.5	1	0	2	1	1	0	1.7	
MOUNT ST. MARYS	12-21-16	13	0-0	.000	0-0	.000	0-2	.000	2	1	3	4.3	3	1	0	1	1	0	1.6	
at TCU	12-29-16	14	0-0	.000	0-0	.000	0-0	.000	1	1	2	4.2	4	1	3	1	0	0	1.5	
at Kansas State	1-1-17	14	0-0	.000	0-0	.000	0-0	.000	0	1	1	3.9	1	0	0	0	0	0	1.4	
BAYLOR	1-4-17	5	0-0	.000	0-0	.000	0-0	.000	0	0	0	3.7	1	0	0	0	0	0	1.3	
OKLAHOMA	1-8-17	1	0-0	.000	0-0	.000	0-2	.000	0	0	0	3.4	0	0	0	0	0	0	1.2	
at Baylor	1-21-17	7	0-0	.000	0-0	.000	0-0	.000	1	1	2	3.4	1	0	1	0	0	0	1.1	
at Texas	1-29-17	12	2-5	.400	0-0	.000	0-1	.000	2	1	3	3.3	1	0	1	1	0	4	1.3	
at Oklahoma	2-7-17	26	0-3	.000	0-1	.000	0-0	.000	2	3	5	3.4	4	1	1	2	2	0	1.2	
OKLAHOMA STATE	2-11-17	1	0-0	.000	0-0	.000	0-0	.000	0	0	0	3.3	0	0	0	0	0	0	1.2	
KANSAS STATE	2-15-17	5	0-1	.000	0-0	.000	0-0	.000	0	1	1	3.1	1	0	0	1	0	0	1.1	
at Iowa State	2-18-17	1	0-0	.000	0-0	.000	0-0	.000	0	0	0	3.0	0	0	0	0	0	0	1.0	
TCU	2-22-17	6	0-0	.000	0-0	.000	0-0	.000	0	2	2	3.0	0	0	0	0	0	0	1.0	
Totals		0	249	10-30	.333	0-2	.000	3-13	.231	23	45	68	3.0	34	5	19	14	6	23	1.0

Games played: 23
Minutes/game: 10.8
Points/game: 1.0
FG Pct: 33.3
3FG Pct: 0.0
FT Pct: 23.1

Rebounds/game: 3.0
Assists/game: 0.2
Turnovers/game: 0.8
Assist/turnover ratio: 0.3
Steals/game: 0.3
Blocks/game: 0.6

Rhodes' Season Highs

Points.....6, 2x, last, Ole Miss (12/4/16)
Minutes.....25, at Oklahoma (2/7/17)
FGM.....3, 2x, last, Ole Miss (12/4/16)
FGA.....5, 4x, last, Iowa State (2/4/17)
FG% ..100.0%, 2x, last, USC Upstate (12/10/16)
3FGM.....N/A
3FGA.....1, 2x, last, at Oklahoma (2/7/17)
3FG%N/A
FTM2, Charleston Southern (11/12/16)
FTA4, Charleston Southern (11/12/16)
FT%50.0%, 2x, last, High Point (11/27/16)
Rebounds...12, Charleston Southern (11/12/16)
Assists1, 5x, last, at Oklahoma (2/7/17)
Turnovers.....3, 3x, last, at TCU (12/29/16)
Blocks.....3, Coppin St. (11/19/16)
Steals.....2, at Oklahoma (2/7/17)

Rhodes' Career Highs

Points.....6, 2x, last, Ole Miss (12/4/16)
Minutes.....25, at Oklahoma (2/7/17)
FGM.....3, 2x, last, Ole Miss (12/4/16)
FGA.....5, 4x, last, Iowa State (2/4/17)
FG% ...100.0%, 5x, last, USC Upstate (12/10/16)
3FGM.....1, at Kansas (1/3/16)
3FGA.....1, 3x, last, at Oklahoma (2/7/17)
3FG%100.0%, at Kansas (1/3/16)
FTM2, Charleston Southern (11/12/16)
FTA4, Charleston Southern (11/12/16)
FT%50.0%, 2x, last, High Point (11/27/16)
Rebounds...12, Charleston Southern (11/12/16)
Assists1, 8x, last, at Oklahoma (2/7/17)
Turnovers.....3, 3x, last, at TCU (12/29/16)
Blocks.....3, Coppin St. (11/19/16)
Steals.....4, at Kansas (1/3/16)

Desiree Rhodes Conference Statistical Totals

Season	gp-gs	min/avg	Total		3-Point		F-Throws		Rebounds					Scoring						
			fg-fga	pct	fg-fga	pct	ft-fa	pct	off	def	tot	avg	pf	fo	ast	to	blk	stl	pts	avg
2015-16	12-0	85/7.1	5-8	.625	1-1	1.000	1-2	.500	7	16	23	1.9	10	1	2	2	2	4	12	1.0
2016-17	11-0	92/8.4	2-9	.222	0-1	.000	0-3	.000	6	10	16	1.5	13	0	2	6	5	2	4	0.4
TOTAL	23-0	177/7.7	7-17	.412	1-2	.500	1-5	.200	13	26	39	1.7	23	1	4	8	7	6	16	0.7

Desiree Rhodes Career Statistical Totals

Season	gp-gs	min/avg	Total		3-Point		F-Throws		Rebounds					Scoring						
			fg-fga	pct	fg-fga	pct	ft-fa	pct	off	def	tot	avg	pf	fo	ast	to	blk	stl	pts	avg
2015-16	21-0	125/6.0	9-15	.600	1-1	1.000	2-6	.333	11	25	36	1.7	18	1	3	6	4	4	21	1.0
2016-17	23-0	249/10.8	10-30	.333	0-2	.000	3-13	.231	23	45	68	3.0	34	0	5	19	14	6	23	1.0
TOTAL	44-0	374/8.5	19-45	.422	1-3	.333	5-19	.263	34	70	104	2.4	52	1	8	25	18	10	44	1.0



MARLENA SCHMIDT

Forward • 6-6 • R-Fr. • Eighty Four, Pa. • Ringgold

Major: Undergraduate Studies • Big 12 Commissioner's Honor Roll

2016-17 Highlights: Made her collegiate debut against Morehead State (Nov. 30), logging one minute of action...Registered a rebound in seven minutes played against USC Upstate (Dec. 10)...Grabbed a rebound in the win over Longwood (Dec. 17)...Netted two rebounds in six minutes against Mount St. Mary's (Dec. 21)...Played two minutes vs. Iowa State (Feb. 4)...Saw a minute of action against Oklahoma State (Feb. 11).

Marlena Schmidt 2016-17 Game-By-Game

Opponent	Date	gs	min	Total		3-Pointers		Free throws		Rebounds				pf	a	t/o	blk	stl	pts	avg
				fg-fga	pct	3fg-fga	pct	ft-fa	pct	off	def	tot	avg							
MOREHEAD STATE	11-30-16	1	0-0	.000	0-0	.000	0-0	.000	0	0	0	0.0	0	0	0	0	0	0	0	0.0
USC UPSTATE	12-10-16	7	0-1	.000	0-0	.000	0-0	.000	0	1	1	0.5	1	0	0	0	0	0	0	0.0
LONGWOOD	12-17-16	1	0-0	.000	0-0	.000	0-0	.000	0	1	1	0.7	0	0	0	0	0	0	0	0.0
MOUNT ST. MARY'S	12-21-16	6	0-0	.000	0-0	.000	0-0	.000	1	1	2	1.0	0	0	1	0	0	0	0	0.0
IOWA STATE	2-4-17	2	0-0	.000	0-0	.000	0-0	.000	0	0	0	0.8	0	0	0	0	0	0	0	0.0
OKLAHOMA STATE	2-11-17	1	0-0	.000	0-0	.000	0-0	.000	0	0	0	0.7	1	0	0	0	0	0	0	0.0
Totals		0	18	0-1	.000	0-0	.000	0-0	.000	1	3	4	0.7	2	0	1	0	0	0	0.0

Games played: 6
Minutes/game: 3.0
FG Pct: 0.0

Rebounds/game: 0.7
Turnovers/game: 0.2

Schmidt's Season Highs

Points.....	N/A
Minutes.....	7, USC Upstate (12/10/16)
FGM.....	N/A
FGA.....	1, USC Upstate (12/10/16)
FG%.....	N/A
3FGM.....	N/A
3FGA.....	N/A
3FG%.....	N/A
FTM.....	N/A
FTA.....	N/A
FT%.....	N/A
Rebounds.....	2, Mount St. Mary's (12/21/16)
Assists.....	N/A
Turnovers.....	1, Mount St. Mary's (12/21/16)
Blocks.....	N/A
Steals.....	N/A

Schmidt's Career Highs

Points.....	N/A
Minutes.....	7, USC Upstate (12/10/16)
FGM.....	N/A
FGA.....	1, USC Upstate (12/10/16)
FG%.....	N/A
3FGM.....	N/A
3FGA.....	N/A
3FG%.....	N/A
FTM.....	N/A
FTA.....	N/A
FT%.....	N/A
Rebounds.....	2, Mount St. Mary's (12/21/16)
Assists.....	N/A
Turnovers.....	1, Mount St. Mary's (12/21/16)
Blocks.....	N/A
Steals.....	N/A

Marlena Schmidt Conference Statistical Totals

Marlena Schmidt Career Statistical Totals

Season	gp-gs	min/avg	Total		3-Point		F-Throws		Rebounds				pf	fo	ast	to	blk	stl	Scoring		
			fg-fga	pct	fg-fga	pct	ft-fa	pct	off	def	tot	avg							pts	avg	
2016-17	6-0	18/3.0	0-1	.000	0-0	.000	0-0	.000	1	3	4	0.7	2	0	0	1	0	0	0	0	0.0
TOTAL	6-0	18/3.0	0-1	.000	0-0	.000	0-0	.000	1	3	4	0.7	2	0	0	1	0	0	0	0	0.0



NIA STAPLES

Guard • 5-9 • Fr. • Cincinnati, Ohio • Lakota West

Major: Sport and Exercise Psychology • Big 12 Commissioner's Honor Roll

Prior to WVU: Lettered four years at Lakota West High in Cincinnati, Ohio, under coach Andy Fishman...Rated as the nation's No. 27 point guard by ESPN HoopGurlz...Finished her high school career with 1,270 points, 400 rebounds, 209 steals and a program-record 268 assists...Guided Lakota West to a 93-13 record during her four years; including a 38-game win streak... Averaged 16.9 points, 5.5 rebounds, 2.5 steals and 2.4 assists per game as a senior...Shot at a 51.6 percent clip from the field and 37.1 percent from behind the three-point line as a senior...Selected as the 2016 Associated Press Ohio co-Player of the Year...Tabbed the 2016 Sportswoman of the Year by the Ohio-Northern Kentucky Women's Sports Association...Selected as the Cincinnati Enquirer's 2016 Girl's Basketball Player of the Year...2016 Greater Miami Conference Player of the Year.

Nia Staples 2016-17 Game-By-Game

Staples' Season Highs

Points.....
Minutes.....
FGM.....
FGA.....
FG%
3FGM.....
3FGA.....
3FG%
FTM
FTA
FT%
Rebounds
Assists
Turnovers
Blocks.....
Steals.....

Staples' Career Highs

Points.....
Minutes.....
FGM.....
FGA.....
FG%
3FGM.....
3FGA.....
3FG%
FTM
FTA
FT%
Rebounds
Assists
Turnovers
Blocks.....
Steals.....

Nia Staples Conference Statistical Totals

Nia Staples Career Statistical Totals



BAILEY THOMAS

Guard • 5-9 • Fr. • Rochester Hills, Mich. • Centennial (Nev.)

Major: Multidisciplinary Studies • Big 12 Commissioner's Honor Roll

2016-17 Highlights: Connected on a three-pointer and collected a steal in her collegiate debut against Charleston Southern (Nov. 12)...Made two free throws in the win vs. Howard (Nov. 15)...Had a pair of steals in nine minutes of action against Coppin State (Nov. 19)...Handed out an assist in three minutes against Morehead State (Nov. 30)...Collected a steal in seven minutes played vs. USC Upstate (Dec. 10)...Scored four points, dished out two assists, grabbed a rebound, blocked a shot and collected a steal in eight minutes vs. Longwood (Dec. 17)...Made a free throw in 10 minutes against Mount St. Mary's (Dec. 21)...Logged two minutes against Baylor (Jan. 4)...Saw less than a minute of action against Oklahoma (Jan. 8)...Played one minute vs. Iowa State (Feb. 4)...Logged one minute against Oklahoma State (Feb. 11)...Played one minute at Iowa State.

Bailey Thomas 2016-17 Game-By-Game

Opponent	Date	gs	min	Total		3-Pointers		Free throws		Rebounds					pts	avg				
				fg-fga	pct	3fg-fga	pct	ft-fa	pct	off	def	tot	avg	pf			a	t/o	blk	stl
CHARLESTON SOUTHER	11-12-16	9	1-4	.250	1-3	.333	0-0	.000	1	0	1	1.0	2	0	0	1	3	3.0		
HOWARD	11-15-16	5	0-0	.000	0-0	.000	2-2	1.000	0	0	0	0.5	0	0	0	2	2.5			
COPPIN STATE	11-19-16	9	0-2	.000	0-2	.000	0-0	.000	0	0	0	0.3	3	0	1	0	1.7			
MOREHEAD STATE	11-30-16	3	0-0	.000	0-0	.000	0-0	.000	0	0	0	0.3	1	1	0	0	1.3			
USC UPSTATE	12-10-16	7	0-1	.000	0-1	.000	0-0	.000	0	0	0	0.2	0	0	0	1	1.0			
LONGWOOD	12-17-16	8	1-4	.250	0-2	.000	2-2	1.000	0	1	1	0.3	1	2	0	1	1.5			
MOUNT ST. MARY'S	12-21-16	10	0-0	.000	0-0	.000	1-2	.500	0	0	0	0.3	1	0	0	0	1.4			
BAYLOR	1-4-17	2	0-0	.000	0-0	.000	0-0	.000	0	0	0	0.3	0	0	0	0	1.3			
OKLAHOMA	1-8-17	0	0-0	.000	0-0	.000	0-0	.000	0	0	0	0.2	0	0	0	0	1.1			
IOWA STATE	2-4-17	1	0-0	.000	0-0	.000	0-0	.000	0	0	0	0.2	0	0	0	0	1.0			
OKLAHOMA STATE	2-11-17	1	0-0	.000	0-0	.000	0-0	.000	0	0	0	0.2	0	0	0	0	0.9			
at Iowa State	2-18-17	1	0-1	.000	0-0	.000	0-0	.000	0	0	0	0.2	0	0	0	0	0.8			
Totals		0	56	2-12	.167	1-8	.125	5-6	.833	1	1	2	0.2	8	3	1	1	5	10	0.8

Games played: 12
 Minutes/game: 4.7
 Points/game: 0.8
 FG Pct: 16.7
 3FG Pct: 12.5
 FT Pct: 83.3

Rebounds/game: 0.2
 Assists/game: 0.3
 Turnovers/game: 0.1
 Assist/turnover ratio: 3.0
 Steals/game: 0.4
 Blocks/game: 0.1

Thomas' Season Highs

Points..... 4, Longwood (12/17/16)
 Minutes..... 10, Mount St. Mary's (12/21/16)
 FGM..... 1, 2x, last, Longwood (12/17/16)
 FGA..... 4, 2x, last, Longwood (12/17/16)
 FG% 25.0%, 2x, last, Longwood (12/17/16)
 3FGM..... 1, Charleston Southern (11/12/16)
 3FGA..... 3, Charleston Southern (11/12/16)
 3FG% ...33.3%, Charleston Southern (11/12/16)
 FTM 2, 2x, last, Longwood (12/17/16)
 FTA ... 2, 3x, last, Mount St. Mary's (12/21/16)
 FT% .. 100.0%, 2x, last, Longwood (12/17/16)
 Rebounds 1, 2x, last, Longwood (12/17/16)
 Assists 2, Longwood (12/17/16)
 Turnovers 1, Coppin St. (11/19/16)
 Blocks..... 1, Longwood (12/17/16)
 Steals..... 2, Coppin St. (11/19/16)

Thomas' Career Highs

Points..... 4, Longwood (12/17/16)
 Minutes..... 10, Mount St. Mary's (12/21/16)
 FGM..... 1, 2x, last, Longwood (12/17/16)
 FGA..... 4, 2x, last, Longwood (12/17/16)
 FG% 25.0%, 2x, last, Longwood (12/17/16)
 3FGM..... 1, Charleston Southern (11/12/16)
 3FGA..... 3, Charleston Southern (11/12/16)
 3FG% ...33.3%, Charleston Southern (11/12/16)
 FTM 2, 2x, last, Longwood (12/17/16)
 FTA ... 2, 3x, last, Mount St. Mary's (12/21/16)
 FT% .. 100.0%, 2x, last, Longwood (12/17/16)
 Rebounds 1, 2x, last, Longwood (12/17/16)
 Assists 2, Longwood (12/17/16)
 Turnovers 1, Coppin St. (11/19/16)
 Blocks..... 1, Longwood (12/17/16)
 Steals..... 2, Coppin St. (11/19/16)

Bailey Thomas Conference Statistical Totals

Season	gp-gs	min/avg	Total		3-Point		F-Throws		Rebounds					Scoring						
			fg-fga	pct	fg-fga	pct	ft-fa	pct	off	def	tot	avg	pf	fo	ast	to	blk	stl	pts	avg
2016-17	5-0	5/1.0	0-1	.000	0-0	.000	0-0	.000	0	0	0	0.0	0	0	0	0	0	0	0	0.0
TOTAL	5-0	5/1.0	0-1	.000	0-0	.000	0-0	.000	0	0	0	0.0	0	0	0	0	0	0	0	0.0

Bailey Thomas Career Statistical Totals

Season	gp-gs	min/avg	Total		3-Point		F-Throws		Rebounds					Scoring						
			fg-fga	pct	fg-fga	pct	ft-fa	pct	off	def	tot	avg	pf	fo	ast	to	blk	stl	pts	avg
2016-17	12-0	56/4.7	2-12	.167	1-8	.125	5-6	.833	1	1	2	0.2	8	0	3	1	1	5	10	0.8
TOTAL	12-0	56/4.7	2-12	.167	1-8	.125	5-6	.833	1	1	2	0.2	8	0	3	1	1	5	10	0.8



TYNICE MARTIN

ALL-AMERICA CANDIDATE

PERSONAL

- **Hometown:** Atlanta, Ga.
- **Height:** 5-10
- **Class:** Sophomore
- **Position:** Guard
- **Major:** Multidisciplinary Studies

MARTIN NOTABLES

- Team Co-Captain
- Preseason All-Big 12 Honorable Mention
- Big 12 Conference Player of the Week (Feb. 13)
- NCAA Starting Five (Feb. 14)
- 2016 Savannah Invitational MVP
- 2016 Savannah Invitational All-Tournament Team
- 2016 Big 12 Freshman of the Year
- 2016 Big 12 All-Freshman Team
- 2016 USBWA National Freshman of the Year Finalist
- 2016 Waco Tribune All-Freshman Team
- Big 12 Commissioner's Honor Roll
- Garrett Ford Academic Honor Roll

STATISTICALLY SPEAKING

- Her 17.8 points per game are second in the Big 12.
- Averaging 1.9 steals per game, which is T-4th in the league.
- Ranks 10th in the league with a 78.8 free throw percentage.
- Eighth in the Big 12 with 2.0 three-pointers per game.
- Has tallied 859 points and 124 assists in 63 career games.
- Ranks seventh on WVU's sophomore list with 497 points.
- Her 57 three-pointers are sixth on WVU's sophomore list.
- Reached double-figure scoring in 26 of 28 games this season
- Scored a career-high 35 points at Oklahoma (Feb. 7), ranking as the second-best single-game performance by a West Virginia sophomore
- Netted 30 points against Oklahoma State (Feb. 11), becoming the first Mountaineer since Meg Bulger in 2005 to score 30 or more points in back-to-back games
- Had first career double-double with 18 points and 11 rebounds in the win over No. 20 Oklahoma (Jan. 8).

WHAT THEY'RE SAYING

- "She's an incredible player. She comes from a great high school program, and has really expanded her game since she's come here. She's done a great job of taking her game to a new level."
- Ole Miss Head Coach Matt Insell

MARTIN CAREER STATS

Season	gp-gs		Total		3-Point		F-Throws		Rebounds				Scoring										
	gp	gs	fg	fga	pct	ft	fta	pct	off	def	tot	avg	pf	fo	ast	to	blk	stl	pts	avg			
2015-16	35	0	828	237.7	.403	28	110	.255	54	67	.806	19	93	112	3.2	46	0	54	52	7	34	362	10.3
2016-17	28	28	990	35.4	.410	57	158	.361	82	104	.788	11	106	117	4.2	46	0	70	47	9	53	497	17.8
TOTAL	63	28	1818	28.9	.407	85	268	.317	136	171	.795	30	199	229	3.6	92	0	124	99	16	87	859	13.6





LANAY MONTGOMERY

ALL-AMERICA CANDIDATE

PERSONAL

- **Hometown:** Pittsburgh, Pa.
- **Height:** 6-5
- **Class:** Senior
- **Position:** Center
- **Major:** Bachelor's in psychology/communications (Graduate)

MONTGOMERY NOTABLES

- Team Co-Captain
- Big 12 All-Academic First Team
- Preseason All-Big 12 Honorable Mention
- Allstate Good Works Team Nominee
- Senior CLASS Award Candidate
- Three-Time WVU Student-Athlete of the Week
- NCAA Weekly Starting Five (Dec. 7)
- Big 12 Commissioner's Honor Roll
- Garrett Ford Academic Honor Roll

STATISTICALLY SPEAKING

- Second all-time at WVU with 311 career blocks.
- Fourth all-time in the Big 12 in career blocks.
- Leads the Big 12 with a 68.7 field goal percentage.
- Ranks 12th in the NCAA with 2.9 blocks per game.
- On track to set school record with a career 59.9 field goal percentage.
- Fourth all-time at WVU with 307 career offensive boards.
- Fifth all-time at WVU with 883 career rebounds.
- Second in rebounding in the Big 12 with 9.2 boards per game.
- Her 3.4 offensive rebounds per game are third in the Big 12.
- Currently fourth in the Big 12 with 5.8 defensive rebounds per game.
- Her 19 career double-doubles are seventh-most all-time at WVU and the most for a Mountaineer since 1999.
- Montgomery's 17/18 performance against Charleston Southern is the best for a Mountaineer since Donna Abbott inked 22 points and grabbed 19 rebounds against Rutgers Feb. 1991.
- Montgomery tallied a career-high 23 points, grabbed 18 rebounds and blocked six shots against Morehead State on Nov. 30. She joined Georgeann Wells (1984) as the only Mountaineers to score 20+, rebound 18+ and block 5+ in a game.
- Voted as the NCAA's Toughest Defender by HeroSports.com.

MONTGOMERY CAREER STATS

Season	gp-gs		Total		3-Point		F-Throws		Rebounds				Scoring											
	gp	gs	fg	fga	fga	pct	ft	fta	off	def	tot	avg	pf	fo	ast	to	blk	stl	pts	avg				
2013-14	24	0	139	5.8	14	23	609	0-0	.000	13	29	.448	16	31	47	2.0	20	0	2	18	10	2	41	1.7
2014-15	38	37	875	23.0	68	140	486	0-0	.000	20	51	.392	111	183	294	7.7	102	4	8	70	124	28	156	4.1
2015-16	35	35	852	24.3	116	197	589	0-0	.000	55	81	.679	85	199	284	8.1	90	1	9	78	97	22	287	8.2
2016-17	28	28	684	24.4	136	198	687	0-0	.000	48	69	.696	95	163	258	9.2	73	2	25	73	80	12	320	11.4
TOTAL	125	100	2550	20.4	334	558	599	0-0	.000	136	230	.591	307	576	883	7.1	285	7	44	239	311	64	804	6.4





WEST VIRGINIA MOUNTAINEERS

2016-17 Record: 19-9, 7-9 BIG 12





Rankings: RV (AP)/RV (Coaches)

AISHA Edwards eye-EE-shuh
ANJA Martin ANJ-juh
TYNICE MARTIN TIE-neece
KRYSTALINE McCUNE CHRIS-tuh-lynn mih-CY-OWN
LANAY Montgomery LuH-NAY
TEANA MULDROW tee-AH-nuh mul-DRO
CHANIA Ray sha-NIGH-uh
DESIREE Rhodes DEZ-uh-ray
KATRINA PARDEE par-DEE
NIA Staples nee-uh

Head Coach: Mike Carey
Associate Head Coach: Chester Nichols
Assistant Coach: Diane Richardson
Assistant Coach: Lester Rowe
Operations/Asst. to HC: Patrick Biondo
Video Coordinator: Craig Carey
Coordinator of Player Development: Lauren Reda

	PPG	FG%	3FG%	3P/G	FT%	RM	APG	TM	SPG	BPG
WVU	75.0	44.5	35.4	6.8	71.7	+6.8	16.3	-0.2	8.6	5.9
Opponents	62.1	37.2	29.8	4.9	68.5	-	10.5	-	8.4	2.9
Big 12 Rank	3	3	5	4	4	3	T-2	8	3	3
NCAA Rank	31	34	45	84	T-100	33	35	184	113	13

- West Virginia is seeking its 15th overall 20-win season and 11th in 16 seasons under Mike Carey. A win would give WVU a school-record four consecutive 20-win seasons.
- The Mountaineers and Cowgirls conclude the regular-season series in Stillwater on Saturday. WVU is seeking its first win in Stillwater since a 61-49 victory on Jan. 17, 2015.

	2	Alexis BREWER Guard, 5-9, So.-1L Buffalo, Ky./Bardstown	PPG Season 7.0 Career 5.2 Season: Pts: 16 Reb: 5 Ast: 5 Career: Pts: 16 Reb: 5 Ast: 5	RPG 2.2 1.5 2.0	APG 2.0 1.3 2.3	FG 41.6 42.1 42.9	3FG 47.0 42.9 70.3	FT 70.2 70.3	<ul style="list-style-type: none"> Academic All-Big 12 Second Team Leads Big 12 with 47.0% 3-PT FG percentage Made at least one 3-PT in last 8 games Had a triple and 3 ASTs vs. TCU (Feb. 22) Tallied 7 PTS and 2 ASTs at Iowa State (Feb. 18)
	4	Nia STAPLES Guard, 5-9, Fr.-HS Cincinnati, Ohio/Lakota West	PPG Season Season: Pts: Reb: Ast:	RPG 16.9	APG 5.5	FG 2.5	3FG 2.5	FT 2.4	<ul style="list-style-type: none"> Averaged 16.9 ppg, 5.5 rpg, 2.5 spg and 2.4 apg at Lakota West *16 AP Ohio co-Player of the Year *16 Sports Woman of the Year by Ohio-Northern Kentucky Women's Sports Association
	5	Tynice MARTIN Guard, 5-10, So.-1L Atlanta, Ga./SW Atlanta Christian Aca.	PPG Season 17.8 Career 13.6 Season: Pts: 35 Reb: 11 Ast: 7 Career: Pts: 35 Reb: 11 Ast: 7	RPG 4.2 3.6	APG 2.5 2.0	FG 41.0 40.7	3FG 36.1 31.7	FT 78.8 79.5	<ul style="list-style-type: none"> 2nd in Big 12 with 17.8 points per game Named Big 12 Player of the Week for Feb. 13 Scored 25 PTS and had 8 REBs vs. TCU (Feb. 22) Tallied 30 PTS and 7 3-PTs vs. Oklahoma State Registered CH 35 PTS at Oklahoma (Feb. 7)
	11	Teana MULDROW Forward, 6-1, Jr.-2L East Orange, N.J./East Orange	PPG Season 14.6 Career 10.3 Season: Pts: 25 Reb: 15 Ast: 7 Career: Pts: 25 Reb: 15 Ast: 7	RPG 8.4 5.9	APG 2.8 1.5	FG 47.4 43.8	3FG 38.0 36.0	FT 78.8 68.9	<ul style="list-style-type: none"> Became 33rd Mountaineer to reach 1,000-PT club vs. TCU (Feb. 22), had CH 25 PTS and 14 REBs Had 11 PTS and 9 REBs at Iowa State (Feb. 18) Netted SH 22 PTS and had 7 REBs vs. Texas Savannah Invitational All-Tournament Team
	12	Chania RAY Guard, 5-8, Jr.-1L Alexandria, Va./Florida State	PPG Season 8.6 Career 6.7 Season: Pts: 23 Reb: 7 Ast: 11 Career: Pts: 23 Reb: 7 Ast: 11	RPG 4.0 3.0	APG 6.0 4.2	FG 32.8 32.0	3FG 27.4 27.3	FT 82.9 73.1	<ul style="list-style-type: none"> Academic All-Big 12 Second Team Leads Big 12 & 22nd in NCAA with 6.0 APG Led WVU with 8 ASTs and had 7 REBs vs. TCU 1st DBL-DBL with 14 PTS & 10 ASTs vs. K-State Named Big 12 Co-Player of the Week (Jan. 2)
	13	Kristina KING Forward, 6-3, Jr.-TR Mebane, N.C./Gulf Coast State	PPG Season 7.0 Season: Pts: 16 Reb: 10 Ast: 4	RPG 5.0	APG 0.7	FG 51.3	3FG 0.0	FT 53.2	<ul style="list-style-type: none"> Scored 4 PTS and had 3 REBs vs. TCU (Feb. 22) Had 4 REBs and a STL at Iowa State (Feb. 18) 3-of-3 with 6 PTS and 3 REBs vs. Kansas State Tallied 14 PTS and 5 REBs at TCU (Dec. 29) Matched SH 16 PTS & had SH 9 REBs vs. Ole Miss
	14	Bailey THOMAS Guard, 5-9, Fr.-HS Rochester Hills, Mich./Centennial (Nev.)	PPG Season 0.8 Season: Pts: 4 Reb: 1 Ast: 2	RPG 0.2	APG 0.3	FG 16.7	3FG 12.5	FT 83.3	<ul style="list-style-type: none"> Did not play vs. TCU (Feb. 22) Played SH 10 mins vs. Mount St. Mary's Scored SH 4 PTS and had 2 ASTs vs. Longwood Made collegiate debut vs. Charleston Southern (Nov. 12), hitting a trey and grabbing a rebound
	15	Lanay MONTGOMERY Center, 6-5, Sr.-3L Pittsburgh, Pa./Aca. of the Holy Cross	PPG Season 11.4 Career 6.4 Season: Pts: 23 Reb: 18 Blk: 7 Career: Pts: 23 Reb: 24 Blk: 9	RPG 9.2 7.1	APG 0.9 0.4	BPG 2.9 2.5	FG 68.7 59.9	FT 69.6 59.1	<ul style="list-style-type: none"> Leads the Big 12 with a 68.7 FG% Second all-time at WVU with 311 career blocks Had 5 PTS and 3 REBs in 17 MINS vs. TCU Netted 19th career DBL-DBL at ISU w/15 PTS & 10 REBs; first player since 1999 to achieve that feat.
	20	Desiree RHODES Post, 6-1, Sr.-1L Aurora, Ill./Wabash Valley College	PPG Season 1.0 Career 1.0 Season: Pts: 6 Reb: 12 Blk: 3 Career: Pts: 6 Reb: 12 Blk: 3	RPG 3.0 2.4	APG 0.2 0.2	BPG 0.6 0.4	FG 33.3 42.2	FT 23.1 26.3	<ul style="list-style-type: none"> Academic All-Big 12 Second Team Collected two REBs in win over TCU (Feb. 22) Had 5 REBs, 2 BLKs and 2 STLs at Oklahoma Led WVU with 9 REBs in the win over Longwood Grabbed CH 12 REBs in win over Charleston So.
	22	Katrina PARDEE Guard, 5-9, So.-1L Cedar Park, Texas/Vista Ridge	PPG Season 7.1 Career 6.5 Season: Pts: 17 Reb: 6 Ast: 10 Career: Pts: 19 Reb: 6 Ast: 10	RPG 2.0 2.0	APG 1.1 1.0	FG 35.8 34.5	3FG 37.3 32.5	FT 81.8 83.7	<ul style="list-style-type: none"> Academic All-Big 12 First Team Inked 6 PTS, 4 ASTs and 3 REBs vs. TCU (Feb. 22) Knocked down 4 3-PTs & had 14 PTS vs. K-State Netted 12 PTS & had a CH 80% 3-PTFG% vs. OSU Netted SH 17 PTS and CH 6 REBs vs. Coppin St.
	23	Aisha EDWARDS Guard, 5-8, Jr.-TR Boca Raton, Fla./Chipola JC	PPG Season Season: Pts: Reb: Ast:	RPG 14.4	APG 5.8	FG 3.3	3FG 3.3	FT 16	<ul style="list-style-type: none"> NJCAA Second Team All-America Averaged 14.4 ppg, 5.8 apg and 3.3 rpg at Chipola Junior College Previously played with Miami (Fla.) before playing at Chipola JC in 2015-16
	24	Anja MARTIN Forward/Guard, 5-11, So.-1L San Antonio, Texas/John Paul Stevens	PPG Season 1.5 Career 1.2 Season: Pts: 8 Reb: 4 Blk: 1 Career: Pts: 8 Reb: 4 Blk: 1	RPG 1.0 0.9	APG 0.2 0.2	FG 53.8 34.8	3FG 37.5 30.0	FT 35.3 42.9	<ul style="list-style-type: none"> Made 2-of-3 and finished with 4 PTS vs. TCU Had a block in six minutes at Texas (Jan. 29) Tallied 4 PTS, 2 REBs and an AST at TCU (Dec. 29) Netted CH 8 PTS and 4 REBs in win over CSU (Nov. 12)
	45	Marlena SCHMIDT Forward, 6-6, Fr.-RS Eighty Four, Pa./Ringgold	PPG Season 0.0 Season: Pts: 0 Reb: 2 Ast: 0	RPG 0.7	APG 0.0	FG 0.0	3FG 0.0	FT 0.0	<ul style="list-style-type: none"> Did not play in the last two games Grabbed a rebound in 2 MINS vs. Iowa State Collected SH 2 REBs vs. Mount St. Mary's Grabbed a rebound in win over USC Upstate Redshirted during the 2015-16 season
	55	Krystaline McCUNE Forward, 6-4, Fr.-HS Louisville, Ky./duPont Manual	PPG Season Season: Pts: Reb: Ast:	RPG 9.5	APG 8.5	FG rebounds	3FG as a senior	FT at duPont Manual	<ul style="list-style-type: none"> Averaged 9.5 points and 8.5 rebounds as a senior at duPont Manual Suffered a knee injury during the Kentucky State Tournament as a senior

2016-17 WVU PHOTO ROSTER



2

ALEXIS
BREWER
G | 5-9 | So.



4

NIA
STAPLES
G | 5-9 | Fr.



5

TYNICE
MARTIN
G | 5-10 | So.



11

TEANA
MULDROW
F | 6-1 | Jr.



12

CHANIA
RAY
G | 5-8 | Jr.



13

KRISTINA
KING
F | 6-3 | Jr.



14

BAILEY
THOMAS
G | 5-9 | Fr.



15

LANAY
MONTGOMERY
C | 6-5 | Sr.



20

DESIREE
RHODES
F | 6-1 | Sr.



22

KATRINA
PARDEE
G | 5-9 | So.



23

AISHA
EDWARDS
G | 5-8 | Jr.



24

ANJA
MARTIN
F/G | 5-11 | So.



34

THERESA
EKHELAR
C | 6-6 | So.



45

MARLENA
SCHMIDT
F | 6-6 | R-Fr.



55

KRYSTALINE
McCUNE
F | 6-4 | Fr.



MIKE
CAREY
HEAD COACH



CHESTER
NICHOLS
ASSOCIATE HEAD COACH



DIANE
RICHARDSON
ASSISTANT COACH



LESTER
ROWE
ASSISTANT COACH