



FOOTBALL

WVU SPORTS COMMUNICATIONS • PO BOX 0877 • MORGANTOWN, WV 26507 • P: (304) 293-2821 • F: (304) 293-4105 • MSNsportsNET.com

2010 Schedule/Results

Date	Opponent	Time/Results
S4	Coastal Carolina	W/31-0
S10	at Marshall	W/24-21 (OT)
S18	Maryland	W/31-17
S25	at LSU	L/14-20
O9	UNLV	W/49-10
O14	USF	W/20-6
O23	Syracuse	L/14-19
O29	at Connecticut	L/13-16 (OT)
N13	Cincinnati	W/37-10
N20	at Louisville	W/17-10
N26	at Pitt	W/35-10
D4	Rutgers	W/35-14
D28	vs. NC State	L/7-23

Tale of the Tape

WVU Offense	Overall	BIG EAST
Points.....	327.....	171
Average.....	25.2.....	24.4
First Downs.....	260.....	141
Total Offense.....	4,845.....	2,559
Average.....	372.7.....	365.6
Net Rushing.....	2,076.....	1,131
Average.....	159.7.....	161.6
Net Passing.....	2,769.....	1,428
Average.....	213.0.....	204.0
Pass Attempts.....	382.....	187
Complete.....	245.....	122
Interceptions.....	8.....	4
Fumbles/Lost.....	30/20.....	14/9
3rd Down.....	89/199.....	49/109
FG/Att.....	10/17.....	5/7
Avg. TOP.....	30:44.....	31:54
Penalties.....	62/528.....	28/236
Average.....	40.6.....	33.7

WVU Defense	Overall	BIG EAST
Points.....	176.....	85
Average.....	13.5.....	12.1
First Downs.....	178.....	96
Total Defense.....	3,394.....	1,743
Average.....	261.1.....	249.0
Net Rushing.....	1,124.....	587
Average.....	86.5.....	83.9
Net Passing.....	2,270.....	1,156
Average.....	174.6.....	165.1
Pass Attempts.....	393.....	213
Complete.....	228.....	122
Interceptions.....	12.....	7
Avg. per return.....	17.0.....	17.7
Fumble/Rec.....	25/11.....	14/7
3rd Down.....	49/186.....	23/95
Sacks/Yds.....	45/260.....	27/146

West Virginia University

Final 2010 Season Notes

9-4 Overall Record - 5-2 BIG EAST (Co-Champions)
2010 Champs Sports Bowl

The 2010 Season

► West Virginia posted a 9-4 overall record for the 2010 season and won a share of the BIG EAST Conference Championship with Pitt and Connecticut, finishing with a 5-2 mark. The Mountaineers have won nine or more games for six straight years and 15 times in the program's history. WVU finished in a tie for first place in the conference, marking the 11th time in the history of the league that the Mountaineers have finished in first or second place.

BIG EAST Attendance

► West Virginia led the BIG EAST in attendance in 2010, marking the seventh straight year that the Mountaineers have led the league in attendance.

The Mountaineers had 394,274 fans visit Milan Puskar Stadium in 2010 for an average of 56,325. West Virginia has led the league in attendance every year since 2004 and for 12 of the league's 20 football seasons.

BIG EAST Honors

► West Virginia had 11 selections to the all-BIG EAST Conference team in 2010.

Leading the way on the first team were defensive lineman Chris Neild, defensive back Robert Sands, defensive back Keith Tandy and linebacker J.T. Thomas.

Second team selections were receiver Tavon Austin, offensive lineman Don Barclay, defensive lineman Scooter Berry, defensive back Brandon Hogan, defensive lineman Bruce Irvin, receiver Jock Sanders and quarterback Geno Smith.

Connecticut had the second-highest amount of selections with eight.

Mountaineer Quickies

- WVU is 60-18 over its last 78 games; 32-11 in the BIG EAST in that span.
- WVU has won 81 of its last 107 regular-season games/WVU has won 85-of-115 overall games.
- WVU is 13-17 in bowl games/2-2 in bowls under Stewart
- WVU made its ninth straight bowl appearance.
- WVU has the 12th-best record in college football in the last four years (2007-10).
- WVU has the 11th-best record in college football in the last five years (2006-10).
- WVU has the 10th-best record in college football in the last six years (2005-10).
- WVU is 88-49-1 all-time in BIG EAST play/48-14 since 2002/15-6 under Bill Stewart.
- WVU has not finished lower than second place in the BIG EAST since 2002.
- WVU has had at least a 5-2 record every year in the BIG EAST since 2002.
- Dating back to 2005, WVU has 193 rushing touchdowns in its last 77 games (2.5 per game).
- WVU has outrushed its opponents in 63-of-71 games; WVU's record is 55-16 during that span.
- Since 2001, WVU has forced 284 turnovers, ranking No. 4 nationally.
- WVU is 59-4 since 2002 when winning the turnover battle.
- Noel Devine finished with 4,315 rushing yards in his career, ranking No. 3 on WVU's career rushing chart.
- Jock Sanders finished with at least one reception in 41 straight games, ranking No. 1 at WVU & No. 2 in BIG EAST.
- Since 2000, WVU is 68-2 when scoring 30 or more points in a contest.
- WVU is No. 2 in the nation in fewest amount of first downs allowed in 2010, allowing 13.7 first downs per game.
- WVU is the only NCAA Division I FBS school to not allow more than 23 points in a game in 2010.
- WVU is the only NCAA Division I FBS school to not allow at least 30 points in a single game in 2010.
- WVU is 49-4 when it has held an opponent under 100 yards rushing.
- WVU is No. 2 nationally in rush defense and sacks, and No. 3 in scoring and total defense and No. 11 in pass defense.
- WVU is No. 6 in the nation for the most three-and-outs by its opponents, averaging 4.5 per game.

WVU Head Coach Bill Stewart • Third Season

WVU's Record Under Stewart ...

Overall: 28-12
 vs. AP Ranked Teams: 1-3
 vs. AP Top 10 Teams: 1-2
 vs. Unranked Teams: 27-9
 vs. BIG EAST Teams: 15-6
 Home: 19-2
 Road: 7-8
 Neutral: 2-2
 In August: 1-0
 In September: 6-4
 In October: 9-3
 In November: 7-3
 In December: 4-1
 In January: 1-1
 When rushing for 200 or more yards: 12-5
 When rushing for 300 or more yards: 3-1
 When passing for 200 or more yards: 11-3
 When passing for 300 or more yards: 3-1
 When WVU player rushes for 100 or more yards: 13-4
 When WVU has two 100-yard rushers: 2-1
 When WVU player has 100 yards receiving: 3-1
 When opponents have 100-yard rusher: 5-6
 When opponents have 100-yard receiver: 9-2
 When scoring 30 or more points: 16-1
 When holding opponents to 10 points or less: 11-0
 When forcing three or more turnovers: 9-1
 When WVU scores first: 18-4
 When WVU leads at halftime: 20-3
 When WVU trails at halftime: 5-8
 When WVU is tied at halftime: 2-1
 Games decided by 11 points or more: 17-7
 Games decided by 10 or less: 7-4
 Games decided by 7 or less: 6-3
 Games decided by 3 or less: 5-3
 Overtime games: 1-3



About Coach Stewart

► With a father-like personality held by few and a work ethic held by even fewer, New Martinsville, W.Va., native Bill Stewart finished his third full season as West Virginia University's head football coach.

Stewart hasn't looked back since hitting the ground running when he was named interim head coach three weeks prior to the 2008 Tostitos Fiesta Bowl, preparing and rallying a team, a coaching staff, a school and a state.

After guiding the Mountaineers to a remarkable 48-28 victory against Oklahoma, and arguably the most memorable bowl win in school history, especially under the circumstances, Stewart was named West Virginia University's 32nd head football coach on January 3, 2008, one day after the impressive victory.

Since then, Stewart has produced the school's sixth BIG EAST title, three straight nine-win seasons, a victory over North Carolina in the Meineke Car Care Bowl in 2008, a berth in the 2010 Konica Minolta Gator Bowl and consecutive Top 25 finishes.

Stewart's nine victories in 2008 marked the most by a first-year Mountaineer coach in school history. Stewart has coached 31 players to all-BIG EAST accolades in his three seasons and watched quarterback Pat White become the NCAA's all-time leading rushing quarterback and the first in college football history to win four straight bowl games as a starting quarterback in 2008.

Stewart is no stranger to Morgantown, the state of West Virginia or to the college football world as his coaching experiences have been vast and varied. Prior to being named head coach, he spent eight years on the West Virginia staff under WVU coaches Don Nehlen and Rich Rodriguez, working with the Mountaineer tight ends and serving as associate head coach in 2007 after spending the prior seven seasons coaching the quarterbacks. He also had the role of special teams coordinator under Rodriguez.

His lengthy coaching resume began at Fairmont State, where he was a student assistant coach for a season, before becoming an assistant coach at Sistersville (W.Va.) High School in 1975. In 1977, he moved to Salem College, where he was assistant football and head track coach for two seasons. In 1979, he moved to the University of North Carolina (1980); he was later an assistant at Marshall (1980), William & Mary (1981-83), Navy (1984), North Carolina (1985-87), Arizona State (1988-89) and Air Force (1990-93).

In 1994, Stewart became head football coach at VMI, where he was 8-25 over three seasons. His 1995 team was the highest scoring (24.5 ppg) squad in VMI history, and Keydet running back Thomas Haskins set a I-AA rushing record with 5,349 yards. Stewart came to WVU in January 2000, from the Canadian Football League, where he served as offensive coordinator of the Winnipeg Blue Bombers in 1999, tutoring two all-conference receivers and a 1,000-yard rusher. As offensive line coach for the CFL's Montreal Alouettes in 1998, Stewart's line blocked for Mike Pringle, the first 2,000-yard rusher in CFL history.

A 1975 education graduate from Fairmont State, where he was a three-year letterman and team captain for the WVAC champions in 1974, Stewart earned his master's degree in health and physical education from WVU in 1977.

Stewart and his wife, Karen, also a native of New Martinsville, have one son, Blaine.



WVU Head Coach Bill Stewart

Stewart Year-by-Year History

Year	School	Status	Record
1977	Salem	Assistant Coach (DL/LB)	8-1-1
	WVIAC Champions		
1978	Salem	Assistant Coach (OL)	8-1-0
	WVIAC Champions		
1979	North Carolina	JV Team OL	8-3-1
	Gator Bowl Champions		
1980	Marshall	Assistant Coach (OL)	2-8-1
1981	William and Mary	Assistant Coach (OL)	5-6
1982	William and Mary	Assistant Coach (OL)	3-8
1983	William and Mary	Assistant Coach (OL)	6-5
1984	Navy	Assistant Coach (OL)	4-6-1
1985	North Carolina	Assistant Coach (OL)	5-6
1986	North Carolina	Assistant Coach (OL)	7-4-1
	Aloha Bowl		
1987	North Carolina	Assistant Coach (OL)	5-6-0
1988	Arizona State	Assistant Coach (OT/TE)	6-5-0
1989	Arizona State	Assistant Coach (OT/TE)	6-4-1
1990	Air Force	Assistant Coach (DL)	7-5-0
	Liberty Bowl Champions		
1991	Air Force	Assistant Coach (DL)	10-3-0
	Liberty Bowl Champions		
1992	Air Force	Assistant Coach (DL)	7-5-0
	Liberty Bowl		
1993	Air Force	Assistant Coach (DL)	4-8-0
1994	VMI	Head Coach	1-10-0
1995	VMI	Head Coach	4-7-0
1996	VMI	Head Coach	3-8-0
1998	Montreal Allouettes	Assistant Coach (OL)	12-5-1
	CFL Division Finals		
1999	Winnipeg Blue Bombers	Assistant Coach (OC/WR)	6-12
2000	West Virginia	Assistant Coach (QB)	7-5
	Music City Bowl Champions		
2001	West Virginia	Assistant Coach (QB/ST)	3-8
2002	West Virginia	Assistant Coach (QB/ST)	9-4
	Continental Tire Bowl		
2003	West Virginia	Assistant Coach (QB/ST)	8-5
	BIG EAST Champions/Gator Bowl		
2004	West Virginia	Assistant Coach (QB/ST)	8-4
	BIG EAST Champions/Gator Bowl		
2005	West Virginia	Assistant Coach (QB/ST)	11-1
	BIG EAST Champions/Sugar Bowl Champions		
2006	West Virginia	Assistant Coach (QB/ST)	11-2
	Gator Bowl Champions		
2007	West Virginia	Associate HC (TE/FB/ST)	10-2
	BIG EAST Champions		
2007	West Virginia	Interim Head Coach	1-0
	Fiesta Bowl Champions		
2008	West Virginia	Head Coach	9-4
	Meineke Car Care Bowl Champions		
2009	West Virginia	Head Coach	9-4
	Gator Bowl		
2010	West Virginia	Head Coach	9-4

Stewart Totals - at West Virginia - 28-12; Overall - 36-37 (6th season)



Stewart's WVU Record vs. All Opposition

Auburn	1-1
Cincinnati	1-2
Coastal Carolina	1-0
Colorado	1-1
Connecticut	2-1
East Carolina	1-1
Florida State	0-1
Liberty	1-0
Louisville	3-0
LSU	0-1
Marshall	3-0
Maryland	1-0
North Carolina	1-0
North Carolina State	0-1
Oklahoma	1-0
Pitt	2-1
Rutgers	3-0
Syracuse	2-1
UNLV	1-0
USF	2-1
Villanova	1-0

WVU Coaches' Record After First 40 Games

Name	Years	Record	Pct.
Bill Stewart	2008-10	28-12	.700
Don Nehlen	1980-83	28-12	.700
Mont McIntire	1916-17, 19-21	25-11-4	.675
Ira Errett Rodgers	1925-29	25-12-3	.663
Bobby Bowden	1970-74	26-14	.650
Art "Pappy" Lewis	1950-53	23-17	.575
Rich Rodriguez	2001-04	23-17	.575

WVU Coaches' No. of Games to Earn 28 Wins

Name	Years	Games	Pct.
Clarence Spears	1921-24	37	.757
Bill Stewart	2008-10	39	.718
Don Nehlen	1980-83	40	.700
Bobby Bowden	1970-73	43	.651
Mont McIntire	1916-17, 19-21	46	.610
Rich Rodriguez	2001-04	49	.571

National Rankings**Associated Press Poll**

(Final)

	School	Record	Points	Prev. Rank
1.	Auburn (56)	14-0	1,472	1
2.	TCU (3)	13-0	1,392	3
3.	Oregon	12-1	1,379	2
4.	Stanford	12-1	1,300	5
5.	Ohio State	12-1	1,220	6
6.	Oklahoma	12-2	1,108	9
7.	Wisconsin	11-2	1,055	4
8.	LSU	11-2	1,051	11
9.	Boise State	12-1	1,031	10
10.	Alabama	10-3	961	15
11.	Nevada	13-1	866	13
12.	Arkansas	10-3	863	8
13.	Oklahoma State	11-2	833	16
14.	Michigan State	11-2	696	7
15.	Mississippi State	9-4	578	21
16.	Virginia Tech	11-3	577	12
17.	Florida State	10-4	502	23
18.	Missouri	10-3	477	14
19.	Texas A&M	9-4	359	18
20.	Nebraska	10-4	334	17
21.	UCF	11-3	225	NR
22.	South Carolina	9-5	169	19
23.	Maryland	9-4	144	NR
24.	Tulsa	10-3	128	NR
25.	North Carolina State	9-4	119	NR

ARV: Utah 98, Iowa 54, San Diego State 52, Northern Illinois 47, Miami (OH) 21, Florida 19, **West Virginia 16**, Notre Dame 9, Connecticut 8, Air Force 5, Navy 3, Hawaii 2, Brigham Young, Eastern Washington

USA Today Coaches Poll

(Final)

	School	Record	Points	Prev. Rank
1.	Auburn (56)	14-0	1,424	2
2.	TCU (1)	13-0	1,336	3
3.	Oregon	12-1	1,333	1
4.	Stanford	12-1	1,254	5
5.	Ohio State	12-1	1,197	6
6.	Oklahoma	12-2	1,096	T8
7.	Boise State	12-1	1,012	10
8.	LSU	11-2	1,007	12
	Wisconsin	11-2	1,007	4
10.	Oklahoma State	11-2	883	13
11.	Alabama	10-3	860	18
12.	Arkansas	10-3	818	T8
13.	Nevada	13-1	734	15
14.	Michigan State	11-2	676	7
15.	Virginia Tech	11-3	636	11
16.	Florida State	10-4	506	23
17.	Mississippi State	9-4	505	22
18.	Missouri	10-3	473	14
19.	Nebraska	10-4	354	16
20.	UCF	11-3	328	24
21.	Texas A&M	9-4	277	17
22.	South Carolina	9-5	181	20
23.	Utah	10-3	156	19
24.	Maryland	9-4	111	NR
25.	North Carolina State	9-4	94	NR

ARV: Northern Illinois (11-3) 82; Tulsa (10-3) 41; San Diego State (9-4) 36; **West Virginia (9-4) 35**; Iowa (8-5) 31; Miami (Ohio) (10-4) 13; Florida (8-5) 10; Connecticut (8-5) 7; Air Force (9-4) 4; Hawaii (10-4) 4; Notre Dame (8-5) 3; Washington (7-6)

In Bowls

► West Virginia holds a 13-17 all-time record in bowl games, dating back to the 1922 East-West Game. The 2010 Champs Sports Bowl was WVU's 30th bowl appearance.

That marked the ninth straight year that West Virginia has gone to a bowl game, marking the first time in school history. The previous best stretch was eight in a row from 2002-09 when the Mountaineers made trips to the Continental Tire Bowl, three Gator Bowls, a Sugar Bowl, a Fiesta Bowl and a Meineke Care Care Bowl.

Bowling Once Again

► With its 37-10 victory over Cincinnati, West Virginia reached six wins to become bowl eligible for the ninth consecutive season, the longest streak by any team in the BIG EAST.

Beginning with its appearance against Virginia in the 2002 Continental Tire Bowl, the Mountaineers have represented their conference by going 4-5 in bowl games during that span. WVU has won four of its last six bowl games, including two BCS victories in 2006 & 2008.

The second-longest streak of bowl game appearances in the BIG EAST belongs to USF, with the Bulls qualifying for the sixth consecutive season in 2010.

Non-Conference Play

► West Virginia finished the 2010 season with a 4-1 record in non-conference action, defeating Coastal Carolina, 31-0, in the season opener, winning at Marshall, 24-21 in overtime, defeating Maryland, 31-17, in game three, dropping a 20-14 decision to LSU at Tiger Stadium in game four and winning 49-10 against UNLV.

West Virginia is 13-5 all-time under Bill Stewart in non-conference games, 10-0 at home and 3-5 in road games. Currently, West Virginia is riding a 16 game non-conference home winning streak.

West Virginia's last non-conference loss at home was a 34-17 defeat to Virginia Tech back on Oct 1, 2005. On their way to the 16-game non-conference home winning streak, the Mountaineers have defeated Marshall, Eastern Washington and Maryland in 2006, Western Michigan, East Carolina and Mississippi State in 2007, Villanova, Marshall and Auburn in 2008, Liberty, East Carolina, Colorado and Marshall in 2009 and Coastal Carolina, Maryland and UNLV in 2010.

BIG EAST Bests

► The Mountaineers posted another winning league record in 2010 with a 5-2 mark. West Virginia's undefeated 7-0 BIG EAST record in 2005 matched the best league record by the Mountaineers since entering the conference in 1991. In 1993, West Virginia also posted a perfect 7-0 mark in BIG EAST play. Next in line is a 6-1 record in 2002 and 2003. The Mountaineers have been crowned league champions in five of the last eight years and finished in second-place in 2006, 2008 and 2009.

West Virginia's third-best league record is a 5-2 mark, posted in 2006-10 and also in 1998. WVU has now posted 15 winning conference seasons in 20 years of BIG EAST action starting in 1993 (7-0), 1994 (4-3), 1995 (4-3), 1996 (4-3), 1997 (4-3), 1998 (5-2), 2002 (6-1), 2003 (6-1), 2004 (4-2), 2005 (7-0), 2006 (5-2), 2007 (5-2), 2008 (5-2), 2009 (5-2) and 2010 (5-2).

West Virginia is 88-49-1 in all-time BIG EAST play and is 47-21-1 in BIG EAST home games, followed by a 41-28 mark in conference road games. Coach Bill Stewart is 15-6 overall in BIG EAST play with an 9-2 home record and a 6-4 road record in the conference. The Mountaineers are 48-14 in BIG EAST games since the start of the 2002 season, and 31-11 in their last 42 conference games. WVU has won league championships in 1993, 2003, 2004, 2005, 2007 and 2010 and finished in second place in 2006, 2008 and 2009.

National Polls

► West Virginia received votes in both the final 2010 Associated Press and the *USA Today Coaches' Polls*, breaking its five-year streak of Top 25 finishes.

Entering the Dec. 28 Champs Sports Bowl, the Mountaineers were ranked No. 22 in the AP Poll and No. 21 in the *USA Today Coaches' Poll*. WVU re-entered the polls on Nov. 28 at No. 23 in the AP Poll and No. 24 in the *USA Today Coaches' Poll* after defeating Pitt, 35-10 at Heinz Field.

The Mountaineers dropped out of both polls on Oct. 24, after losing to Syracuse. In the Oct. 17 rankings, WVU was ranked No. 20 in the *Associated Press Poll* and No. 19 in the *USA Today Coaches' Poll*.

The Mountaineers were ranked for the first four weeks of the 2010 season, entering the season No. 25 in the AP Poll and tied for No. 24 in the *USA Today Coaches' Poll*. After defeating Maryland, 31-17, in game three, the Mountaineers were ranked No. 21 in the *USA Today Coaches' Poll* and No. 22 in the AP Poll. They were receiving votes after losing 20-14 at LSU on Sept. 25. The Mountaineers re-entered both national polls at No. 25 on Oct. 10 after its 49-10 win over UNLV.

West Virginia spent 46 consecutive weeks in the national polls from Oct. 9, 2005 - Sept. 28, 2008. The Mountaineers were ranked in the Top 10 for 31 out of the 38 weeks, including as high as No. 1 in 2007. Since 2002, West Virginia has been ranked in the Top 25 for 81 weeks, including 33 weeks in the Top 10.

WVU's Week-By-Week National Ranking

Week	AP	USA Today	Harris	BCS
Preseason	25	T24	---	---
Sept. 6	23	22	--	--
Sept. 12	21	21	--	--
Sept. 19	22	21	--	--
Sept. 26	RV	RV	--	--
Oct. 3	RV	RV	--	--
Oct. 10	25	25	25	--
Oct. 17	20	19	19	20
Oct. 24	RV	RV	--	--
Oct. 31	NV	NV	--	--
Nov. 7	NV	NV	--	--
Nov. 14	NV	NV	--	--
Nov. 21	RV	RV	--	--
Nov. 28	23	24	23	24
Dec. 5	22	21	21	22
Final	RV	RV	--	--

For Starters

► In 2010, the Mountaineers had a total of 37 players with at least one game of starting experience.

Tops on that list were senior defensive linemen Scooter Berry (41) and Chris Neild (40), and senior linebacker J.T. Thomas with 39 consecutive starts.

Senior receiver Jock Sanders had 38 starts to his credit, and senior running back Noel Devine has started 33 games.

At Home

► The 2010 season marked the 31st season of competition for West Virginia at Mountaineer Field at Milan Puskar Stadium. WVU holds a 142-50-4 (.735) all-time record at the facility, which opened in 1980.

A 2010 season-opening crowd of 57,867 was in attendance for the Coastal Carolina game, a more than capacity crowd of 60,122 watched the Maryland game, 58,234 was at the UNLV game, 54,955 at the USF game, 58,122 for the Homecoming game against Syracuse, 56,593 against Cincinnati and an attendance of 48,386 were in attendance for the Rutgers game.

The Mountaineers averaged 56,325 per home game in 2010; a total of 10,562,499 fans have watched a game at Mountaineer Field.

Rolling After Bowling

► In the 28 seasons after going to a bowl, the Mountaineers have compiled a 214-117-5 record. WVU has earned back-to-back bowl berths 14 times, including nine straight, currently a school record.

Mountaineers in the BCS

► West Virginia finished No. 22 in the final BCS standings released on Dec. 5. It was the sixth time since 2002 that WVU had been ranked in the final BCS rankings. Its highest finish in the BCS standings was ninth in 2007.

- 2010 · 22
- 2009 · 16
- 2007 · 9
- 2006 · 13
- 2005 · 11
- 2002 · 15



The 2010 Mountaineer Roster

► The 2010 roster consisted of 114 players from 16 different states and two foreign countries. Leading the way was the Mountain State, represented by 25 players, Florida (19), Pennsylvania (15), Ohio (16), Maryland and Virginia (11), Alabama and New Jersey (3), New York (2), Georgia (2) and one from Arizona, California, Kentucky, Michigan, South Carolina and Tennessee. Defensive lineman Curtis Feigt hails from Berlin, Germany, and Soraya Aisien-Ogbebor is from Lagos, Nigeria.

Against The BIG EAST

► WVU is 132-105-7 all-time against current members of the BIG EAST Conference. WVU is 27-31 against Syracuse; 32-4-2 against Rutgers; 10-2 versus Louisville; 15-3-1 versus Cincinnati; 6-1 against Connecticut; 39-61-3 against Pitt; and 3-3 against USF. Since the league started in 1991, WVU is 88-49-1 in all-time BIG EAST play and 47-21-1 in league home games, while 41-28 in league road games.

Against Ranked Teams

► Beginning with a 27-0 loss to Fordham on Oct. 18, 1941, West Virginia has played 131 games against nationally ranked teams. Of those, 37 have been Mountaineer victories. Since 2001, WVU has posted 13 victories over ranked teams.

True Freshmen Players

► Six true freshmen saw action during the 2010 season for the Mountaineers. Those players included Barry Brunetti (QB), Ivan McCartney (WR), Travis Bell (DB), Trey Johnson (RB), Mike Dorsey (DB) and Doug Rigg (LB).

First-Time Players

► There were 23 Mountaineers who saw action for the first time in 2010, including Tyler Anderson (LB), Stedman Bailey (WR), Travis Bell (DB), Cole Bowers (OL), Brantwon Bowser (DB), Barry Brunetti (QB), Branko Busick (LB), Will Clarke (DE), Darwin Cook (DB), Mike Dorsey (DB), Pat Eger (OL), Daquan Hargrett (RB), John Howard (K), C.J. Huffman (DL), Bruce Irvin (DE), Brodrick Jenkins (DB), Trey Johnson (RB), Ivan McCartney (WR), Gregg Pugnetti (P), Doug Rigg (LB), Corey Smith (P/K), Chris Snook (FB) and Casey Vance (LB).

All-American Mountaineers

► In 2010, safety Robert Sands was named first team All-America by The Sporting News, while defensive lineman Chris Neild and cornerback Keith Tandy were selected to the rivals.com All-American team as third-team selections. Neild was also a fourth-team pick by Phil Steele.

All were members of the WVU defense that ranked No. 2 in scoring defense, rushing defense, fewest first downs allowed, third down percentage defense, No. 3 in total defense and sacks, No. 6 in most three and outs and No. 11 in pass defense and pass efficiency defense.

Sands had 45 total tackles on the year with 5.5 tackles for loss, 1.5 sacks, one interception and one fumble recovery.

Neild finished with 31 total tackles, including 13 solo stops, three sacks and four tackles for loss.

Tandy led the Mountaineers in interceptions with six, pass breakups with nine and had 54 total tackles, including 37 unassisted tackles. He is tied for No. 5 nationally in interceptions and tied for No. 6 in passes defended.

West Virginia has had at least one All-American named each year since 2002 and has had 70 All-Americans named to 200 teams.

On Network Television

► The ESPN telecast of the WVU-NC State Champs Sports Bowl on Dec. 28 marked the 168th network television game for West Virginia. All-time, WVU is 84-83-1 in nationally televised games.

Most Total Wins Over The Last Eight Years (2003-10)

Rk.	School	Wins
1.	Boise State	94
2.	USC	88
3.	Ohio State	86
	Oklahoma	86
5.	LSU	84
6.	Texas	82
	TCU	82
8.	Virginia Tech	81
9.	Florida	80
10.	Utah	79
11.	Auburn	77
12.	West Virginia	76
	Wisconsin	76
14.	Georgia	75
15.	Texas Tech	72
16.	Oregon	71
	Boston College	71

Best Winning Percentage Away From Home (Road or Neutral) Over The Last Eight Years (2003-10)

Rk.	School	W-L	Winning %
1.	USC	46-9	.836
2.	Texas	42-10	.808
3.	Boise State	41-11	.788
4.	TCU	39-14	.736
5.	LSU	35-13	.729
6.	Ohio State	32-12	.727
7.	Florida	36-16	.692
8.	Auburn	29-14	.674
9.	Georgia	35-18	.660
10.	Virginia Tech	33-19	.635
11.	Navy	37-22	.627
12.	West Virginia	30-18	.625
13.	Boston College	31-19	.620
	Oklahoma	31-19	.620
15.	Oregon	30-21	.588

Best Home Winning Percentage Over The Last Eight Years (2003-10)

Rk.	School	W-L	Winning %
1.	Boise State	51-1	.981
2.	Oklahoma	49-2	.961
3.	TCU	44-4	.917
4.	Ohio State	52-5	.912
5.	USC	42-6	.875
6.	Wisconsin	47-7	.870
7.	Troy	33-5	.868
8.	Virginia Tech	45-7	.865
9.	LSU	50-8	.862
10.	West Virginia	44-8	.846
11.	Texas Tech	43-8	.843
12.	Texas	42-9	.824
13.	Florida	45-9	.833
14.	Iowa	39-9	.813
15.	Georgia	34-8	.810



WVU vs. 2010 Slate

► West Virginia owned a 174-131-8 record against its 2010 opponents. The Mountaineers have winning records over Coastal Carolina, Cincinnati, Connecticut, Louisville, Marshall, Maryland, Rutgers and UNLV. The USF and NC State series are tied and LSU, Pitt and Syracuse have the upper hand in their series with WVU.

2010 Opponent	Series Record
Cincinnati.....	15-3-1
Coastal Carolina.....	1-0
Connecticut.....	6-1
Louisville.....	10-2
LSU.....	0-1
Marshall.....	10-0
Maryland.....	24-21-2
NC State.....	5-5
Rutgers.....	32-4-2
Pitt.....	39-61-3
Syracuse.....	28-30
UNLV.....	1-0
USF.....	3-3

Over 200 yards passing the last nine years . . .

352	Rutgers (2010)	35-14/W
334	East Carolina (2009)	35-20/W
332	North Carolina (2008)	31-30/W
316	Marshall (2010)	24-21/W OT
302	Auburn (2009)	30-41/L
286	Kent State (2001)	34-14/W
279	at Maryland (2001)	20-32/L
271	at Syracuse (2003)	34-23/W
268	Maryland (2010)	31-17/W
258	at Syracuse (2009)	34-13/W
249	at USF (2007)	13-21/L
244	Rutgers (2006)	41-39/W 3 OT
243	Liberty (2009)	33-20/W
240	at Boston College (2001)	10-34/L
235	at Syracuse (2007)	55-14/W
228	Tenn. Chattanooga (2002)	56-7/W
226	UNLV (2010)	49-10/W
226	Western Michigan (2007)	62-24/W
225	at UCF (2004)	45-20/W
224	Boston College (2004)	17-36/L
222	at Louisville (2006)	34-44/L
219	USF (2010)	20-6/W
219	Cincinnati (2008)	23-36/L OT
216	Coastal Carolina (2010)	31-0/W
216	at East Carolina (2006)	27-10/W
216	Pitt (2003)	52-31/W
215	vs. Virginia (2002)	22-48/L
212	at Pitt (2010)	35-10/W
205	Villanova (2008)	48-21/W
205	at USF (2009)	30-19/L
204	at Pitt (2006)	45-27/W
202	East Carolina (2007)	48-7/W
200	at Miami (2003)	20-22/L

When WVU has passed for 200 or more yards over the past nine years, its record is 23-10.



West Virginia Football in the Decade (2000-2009)

- ▶ 88-39 overall record with just one losing season during the decade
- ▶ A streak of eight consecutive bowl appearances
- ▶ A streak of four consecutive bowl victories, including the first two BCS bowl wins in school history
- ▶ Triumphs over Ole Miss, Georgia, Oklahoma, Georgia Tech and North Carolina in bowl games
- ▶ A first- or second-place finish in the BIG EAST Conference each of the last eight years
- ▶ A 47-22 record in BIG EAST play with a total of 86 all-conference performers
- ▶ A 51-13 record since 2005
- ▶ A 62-2 record when West Virginia scores more than 30 points in a game
- ▶ 12th in total wins (67) over the last seven years
- ▶ Ninth-best road record (28-15) over the last eight years
- ▶ One of only seven schools with nine or more wins in a season for five-straight years
- ▶ One of just nine schools that have had at least eight wins for eight-straight years
- ▶ A streak of five consecutive AP Top 25 finishes
- ▶ 73 weeks in the AP poll, including 35 weeks in the Top 10
- ▶ The school's first-ever No. 1 ranking in the Coaches' Poll
- ▶ 13 victories over nationally ranked teams
- ▶ Top 15 ranking in rushing offense for seven-consecutive years from 2002-2008
- ▶ 75 network television appearances
- ▶ A Rimington Award winner and two Heisman Trophy finalists
- ▶ Three consensus All-Americans
- ▶ 76 wins since 2002
- ▶ Eclipsed the 10 million mark in total attendance at Milan Puskar Stadium on Oct. 24, 2009

Rushing For 300

▶ When WVU rolls up 300 or more yards rushing in a contest like it has in the last nine years, good things happen for the Mountaineers. As proof, WVU is 30-3 since 2001 when reaching the 300-yard rushing mark, including 11 victories in the last 12 times when topping the plateau.

WVU has also rushed for 300 or more yards 33 times since 2001.

2008	Rush Yds	Result	2005	Rush Yds	Result
at Louisville	376	35-21/W	vs. Georgia	382	38-35/W
at Colorado	311	17-14/L OT	at USF	305	28-13/W
Marshall	319	27-3/W	Pitt	451	45-13/W
			at Maryland	301	31-19/W
			Wofford	339	35-7/W
2007			2004		
vs. Oklahoma	349	48-28/W	at Connecticut	339	31-19/W
Connecticut	517	66-21/W	East Carolina	492	56-23/W
East Carolina	397	48-7/W			
at Maryland	353	31-14/W	2003		
at Marshall	362	48-23/W	Pitt	307	52-31/W
Western Michigan	316	62-24/W	UCF	303	36-18/W
			at East Carolina	361	48-7/W
2006			2002		
vs. Georgia Tech	311	38-35/W	Miami	363	40-23/L
at Pitt	437	25-27/W	East Carolina	536	37-17/W
Cincinnati	313	42-24/W	at Cincinnati	334	35-32/W
at Louisville	318	34-44/L	UT-Chattanooga	332	56-7/W
Syracuse	457	41-17/W			
at Miss. State	314	42-14/W	2001		
Maryland	340	45-24/W	Rutgers	446	80-7/W
E. Washington	394	52-3/W			
Marshall	312	42-10/W			

NFL Mountaineers

▶ There were 10 former Mountaineers on NFL rosters, playing for nine different teams, during the 2010 regular season.



Marc Bulger	Baltimore Ravens
Corey McIhtyre	Buffalo Bills
Adam Jones	Cincinnati Bengals
Steve Slaton	Houston Texans
Pat McAfee	Indianapolis Colts
Alic Arnett	Indianapolis Colts
Darius Reynaud	New York Giants
Owen Schmitt	Philadelphia Eagles
Ryan Mundy	Pittsburgh Steelers
Selvis Capers	Washington Redskins

December Graduates

▶ Eight Mountaineers from the 2010 roster graduated in December: Larry Ford, Glenn Gress, Trippe Hale, Jeremy Kash, Anthony Leonard, Chris Neild, Gregg Pugnetti and Matt Timmerman.

The Mountaineers have had equal success on the field and in the classroom in recent years, and heading into the 2010 season, there were 49-of-51 student-athletes, including a perfect 23-of-23 in 2009-10, who have graduated from WVU under coach Bill Stewart.

30 Is Enough

▶ Dating back to 1980, the Mountaineers hold a 150-8-1 record when scoring 30 or more points in a game. During the 1990s, the Mountaineers were 42-4 when scoring 30 or more points in a contest and were 40-2-1 in the '80s when reaching that mark. WVU is 68-2 since 2000 when scoring 30 points or more in a contest.

Double-Digit Wins

▶ In WVU's nine victories in 2010, seven came by a double-digit margin. In its nine wins, WVU held a 20.1 point margin of victory, and outscored its opponents by an average of 31.0 to 10.9.

Troopers Assigned

▶ Two West Virginia State Police troopers were assigned to the Mountaineer football detail for the 2010 season. They were Trooper Glenn Doyle of the Bridgeport detachment and Trooper Tim Helmick of the Shinnston detachment. That marked the 18th year of troopers' assignments to Mountaineer football.

The Numbers From Two, Three, Four, Five, Six, Seven

► The West Virginia Mountaineers have been one of the best teams in college football in the last eight years.

West Virginia's two-year win total (2009-10) of 18 ties for 19th best in college football with Arkansas, Missouri, Navy, Penn State and Texas.

West Virginia's three-year win total (2008-10) of 27 wins is 22nd best in college football.

West Virginia's four-year total (2007-10) of 38 wins ties for 14th best in college football with Penn State.

West Virginia's five-year victory total (2006-10) of 49 wins is tied for the 12th-best mark with Wisconsin.

West Virginia's six-year record (2005-10) of 60 wins is 10th-best in college football, and its 68 victories in the last seven years ties for the 12th-best mark with Wisconsin.

And finally, West Virginia has 76 wins over the last eight years (2003-10), which ties for the 12th-best win total in college football with Wisconsin.

Luck is with the Mountaineers

► Former West Virginia University and NFL quarterback and Academic All-American Oliver Luck was named WVU's director of intercollegiate athletics on June 10. The two-time Academic All-American is a member of the Academic All-American Hall of Fame and was a Rhodes Scholar finalist. He was also a National Football Foundation Scholar-Athlete, graduating from WVU magna cum laude in 1982.

Luck played quarterback for the Mountaineers from 1978-81, setting school records for touchdown passes and completions, and leading the team to a Peach Bowl victory over Florida as a senior. He ended his career as a three-year starter with school records of 43 career touchdown passes and 466 completions out of 911 passing attempts. His 5,765 career passing yards ranks him fourth on the school's all-time passing list. He was inducted into the WVU Sports Hall of Fame in 1997.

Average Per Down Breakdown

► Here's a breakdown of how the 2010 West Virginia offense operated on first, second, third and fourth down.

On first down, the Mountaineers ran a total of 396 plays and gained 2,216 yards for a 5.6 average. On second down, WVU ran 298 plays for 1,405 yards and a 4.7 average. On third down, the Mountaineers ran 199 plays for 1,186 yards and a 5.9 average gain. West Virginia tried 15 fourth-down plays in 2010, gaining 38 yards for a 2.5 average.

WVU's touchdowns came 19 times on first down (10 rushing and nine passing), nine times on second down (five rushing and four passing), 13 times on third down (two rushing, 11 passing) and one time on fourth down (zero rushing, one passing).

Offensive Analysis

► Breaking down the West Virginia offensive numbers for the 2010 season, the Mountaineers ran a total of 908 plays, 526 coming on the ground and 382 through the air. The rushing game totaled 2,076 yards, an average of 3.9 yards per carry and 18 touchdowns. The passing attack totaled 2,769 yards, 24 touchdowns and an average of 11.3 yards per completion.

Combine the two and the Mountaineers turned in 4,845 yards of total offense, and 42 offensive touchdowns for an average of 5.3 yards per play, and an average of 25.2 points per game.

Deeper analysis shows that the Mountaineer offense gained 126 first downs by the run and 1110 via the pass. On average, West Virginia totaled 159.7 yards per game on the ground, 213.0 per game passing and 372.7 yards of total offense.

AFCA Honors WVU Football

► WVU was one of 13 institutions from across the country that was recognized for graduating 90 percent or more of its football student-athletes.

Northwestern and Rice, which recorded a 100 percent graduation rate for members of its freshman football student-athlete class of 2003, will share the American Football Coaches Association's 2009 Academic Achievement Award.

This year's award marks the third time the NCAA's Graduation Success Rate (GSR) formula has been used to select the winner.

From 1981 to 2007, the award was presented based on a formula used by the College Football Association and AFCA.

Jobe Goes Academic

► West Virginia offensive lineman Eric Jobe was named to the *ESPN The Magazine* District Two Academic All-District first team for the second year.

Jobe has a 3.50 grade point average, majoring in industrial engineering with a minor in business administration.

He is a four-time dean's list honoree and has been on the Athletic Director's Academic Honor Roll for three years. He also is a three-time member of the BIG EAST Academic All-Star team.

2010 Final Rankings ...

	BIG EAST	NCAA
Scoring Offense	5	78
Rushing Offense	4	50
Scoring Defense	1	3
Rushing Defense	1	2
Passing Offense	2	67
Total Offense	2	67
Passes Had Intercepted	T1	T13
Pass Defense	3	11
Total Defense	1	3
Kickoff Returns	8	108
Punt Returns	6	56
Punting	3	36
Passing Efficiency	1	34
Turnover Margin	7	80
Interceptions	4	T55
Pass Eff. Defense	1	13
Third Down Conv.	2	31
Opponent Third Down	1	2
Fourth Down Conv.	3	T56
Opponent Fourth Down	T3	T49
Sacks By	1	2
Sacks Against	T4	71
Tackles for Loss	T2	T26
Tackles for Loss Allowed	6	94
Penalties	2	T13
Possession Time	4	28
Punt Return Defense	5	T59
Kickoff Return Defense	2	40
Turnovers Gained	2	T49
Fumbles Gained	T2	T34
Red Zone Offense	7	T104
Red Zone Defense	1	T22

Career Starts

	GP/GS	2010	2009	2008	2007
Jock Sanders, Sr., WR	52/38	13/13	13/11	13/12	13/2
Noel Devine, Sr., RB	51/33	13/10	13/10	13/12	12/1
Eric Jobe, r-Sr., OL	51/31	13/13	13/13	12/5	13/0
Chris Neild, r-Sr., DT	50/40	13/13	13/13	13/12	11/2
J.T. Thomas, r-Sr., LB	49/39	13/13	13/13	13/13	10/0
Pat Lazear, Sr., LB	49/18	10/2	13/13	13/2	13/0
Trippe Hale, r-Sr., DB	49/0	12/0	11/0	13/0	13/0
Sidney Glover, Sr., DB	48/32	13/12	12/10	11/10	12/0
Scooter Berry, r-Sr., DL	47/41	13/13	8/5	13/13	13/10
Brandon Hogan, Sr., WR/DB	46/34	11/11	13/13	12/9	10/1
Jeremy Kash, r-Sr., H	47/0	13/0	13/0	8/0	13/0
Will Johnson, Sr., WR/FB/TE	46/11	13/4	13/1	10/6	10/0
Anthony Leonard, r-Sr., LB	43/22	13/13	9/1	11/6	10/2
Robert Sands, Jr., DB	39/31	13/13	13/9	13/9	--
Julian Miller, r-Jr., DL	39/27	13/12	13/13	13/2	--
Don Barclay, r-Jr., OL	39/27	13/13	13/13	13/1	--
Najee Gooide, r-Jr., LB	39/13	13/11	13/1	13/1	--
Eain Smith, r-Jr., DB	38/9	12/1	13/4	13/4	--
Ricky Kovatch, r-Jr., TE/FB	38/0	13/0	13/0	12/0	--
Tyler Urban, Jr., TE	37/14	11/3	13/7	13/4	--
Eddie Davis, r-Sr., DB/WR	34/1	13/1	13/0	4/0	4/0
Brad Starks, r-Jr., WR	34/12	13/2	12/8	9/2	--
Larry Ford, r-Sr., DL	27/1	5/0	9/1	13/0	--
Keith Tandy, r-Jr., DB	32/27	13/13	13/13	6/1	--
Josh Jenkins, Jr., OL	29/24	11/11	13/13	5/0	--
Joe Madsen, r-So., OL	25/25	12/12	13/13	--	--
Tavon Austin, So., WR/RB	26/16	13/12	13/4	--	--
Tyler Bitancurt, r-So., K	26/0	12/0	13/0	--	--
Cody Nutter, r-Sr., LS	26/0	12/0	13/0	--	--
Matt Timmerman, r-Sr., OL	26/1	13/1	12/0	--	1/0
Josh Taylor, r-Jr., DL	25/7	11/0	12/7	1/0	--
Matt Lindamood, r-So., TE/FB	25/1	13/1	12/0	--	--
Ryan Clarke, r-So., FB	25/5	13/4	12/1	--	--
Jeff Braun, r-So., OL	24/13	13/13	11/0	--	--
Terence Garvin, So., DB	23/13	13/13	10/0	--	--
Jorge Wright, r-So., DE	21/1	12/1	9/0	--	--
Pat Miller, So., DB	22/2	13/2	9/0	--	--
Geno Smith, So., QB	18/13	13/13	5/0	--	--
Shawne Alston, So., RB	18/0	13/0	5/0	--	--
John Bassler, r-So., OL	17/0	13/0	4/0	--	--
Chad Snodgrass, r-Jr., OL	16/0	12/0	4/0	--	--
J.D. Woods, r-So., WR	17/4	13/4	4/0	--	--
Lawrence Smith, r-So., DB	16/0	13/0	3/0	--	--
Tyler Anderson, Fr., LB	13/0	13/0	--	--	--
Stedman Bailey, Fr., WR	13/9	13/9	--	--	--
Bruce Irvin, Jr., DE	13/0	13/0	--	--	--
Chris Snook, r-Fr., TE	8/0	8/0	--	--	--
Cole Bowers, r-Fr., OL	10/3	10/3	--	--	--
Brantwon Bowser, r-Jr., DB	13/0	13/0	--	--	--
Brodrick Jenkins, r-Fr., DB	13/0	13/0	--	--	--
Gregg Pugnetti, r-Sr., P	13/0	13/0	--	--	--
Casey Vance, r-Jr., LB	13/0	13/0	--	--	--
Corey Smith, r-So., P/K	13/0	13/0	--	--	--
Doug Rigg, Fr., LB	13/0	13/0	--	--	--
Mike Dorsey, Fr., DB	13/0	13/0	--	--	--
Travis Bell, Fr., DB	13/0	13/0	--	--	--
Ivan McCartney, Fr., WR	13/0	13/0	--	--	--
Daquan Hargrett, r-Fr., RB	10/0	10/0	--	--	--
Darwin Cook, r-Fr., DB	13/0	13/0	--	--	--
Donovan Miles, r-Jr., LB	4/0	1/0	3/0	--	--
Ryan Nehlen, r-So., WR	8/0	6/0	2/0	--	--
Will Clarke, r-Fr., DE	4/0	4/0	--	--	--
J.B. Lageman, r-So., DE	4/0	3/0	1/0	--	--
Barry Brunetti, Fr., QB	4/0	4/0	--	--	--
Coley White, r-So., QB/WR	4/0	3/0	1/0	--	--
Branko Busick, r-Fr., LB	3/0	3/0	--	--	--
Trey Johnson, Fr., RB	5/1	5/1	--	--	--
Tyler Rader, r-Jr., OL	3/0	3/0	--	--	--
C.J. Huffman, r-Jr., DL	1/0	1/0	--	--	--
Curtis Feigt, r-Fr., DL	2/0	2/0	--	--	--



Salute to the 2010 Seniors

► West Virginia's game with NC State marked the final game for 20 Mountaineer seniors, who were a part of an outstanding period of success in the program's history. This Mountaineer class were an integral component of 38 wins, two BIG EAST championships, one 11-win season, three nine-win seasons, two bowl victories and three Top 25 final national rankings during their careers.

This year's class included: Scooter Berry (DL), Eddie Davis (WR), Noel Devine (RB), Larry Ford (DL), Sidney Glover (DB), Glen Gress (DL), Trippe Hale (DB), Brandon Hogan (DB), Eric Jobe (OL), Will Johnson (TE), Jeremy Kash (H), Derek Knight (DB), Pat Lazear (LB), Anthony Leonard (LB), Chris Neild (DL), Gregg Pugnetti (P), Jock Sanders (WR), J.T. Thomas (LB), Matt Timmerman (OL) and Bobby Weston (LB).

Seven Up

► The Mountaineers posted their 46th season all-time with at least seven wins and ninth-consecutive season with seven wins or more.

When they win at least seven games in a season, the Mountaineers have gone to 14 straight bowl games.

Eight Ball

► The 2010 season marked the 34th time West Virginia won at least eight games in a season, and the 18th time it has happened since 1980.

WVU has gone to bowl games in 25 of the 33 seasons that it has recorded at least eight wins.

Eight x Nine

► West Virginia had a 9-4 record in 2010, marking the ninth straight year that the Mountaineers have won at least eight games in a season. Six other schools have accomplished this feat: Boise State, LSU, Ohio State, Oklahoma, Texas Tech and Virginia Tech.

Consecutive Seasons with Eight or More Wins (active streak)

Rk	No.	Team
1.	13	Virginia Tech
2.	12	Boise State
3.	11	LSU
	11	Oklahoma
5.	9	West Virginia
	9	Ohio State
	9	Texas Tech
8.	8	Navy

Nine is Fine

► West Virginia's nine wins in 2010 marked the sixth year in a row that the Mountaineers have collected at least nine wins in a season. WVU is just one of four schools to accomplish that feat, including Boise State, Ohio State and Virginia Tech. The Mountaineers posted nine wins for the past three years and finished with 11 wins in each of the three seasons before that.

No Lower Than Second

► West Virginia has finished no lower than second place in the BIG EAST Conference in each of the last nine years.

Finishing 5-2 in 2010, West Virginia shared the BIG EAST league title with Connecticut and Pitt. That is the Mountaineers' sixth title, the most of any school in the conference.

2010 BIG EAST Standings

	BIG EAST	Pct.	Overall	Pct.
West Virginia	5-2	.714	9-4	.692
Connecticut	5-2	.714	8-5	.615
Pitt	5-2	.714	8-5	.615
Syracuse	4-3	.571	8-5	.615
USF	3-4	.428	8-5	.615
Louisville	3-4	.428	7-6	.538
Cincinnati	2-5	.286	4-8	.364
Rutgers	1-6	.143	4-8	.364

BIG EAST All-Time Standings (since 1991)

	GP	BIG EAST	Pct.
West Virginia	138	88-49-1	.641
Syracuse	136	70-66	.585
Cincinnati	42	24-18	.571
USF	43	21-22	.488
Pitt	134	63-71	.470
Louisville	42	19-23	.452
Connecticut	48	21-27	.440
Rutgers	136	39-96-1	.290

Nine-Straight Bowls

► West Virginia's appearance in the 2010 Champs Sports Bowl marked the ninth-straight bowl appearance by the Mountaineers, dating back to the 2002 Continental Tire Bowl.

The nine-straight bowl appearances by WVU ranks No. 11, along with Boise State, Southern Miss and Wisconsin.

Florida State has been to 28-straight bowl games, Florida has been to 19 straight and Virginia Tech has been to 17 straight.

December Record

► West Virginia holds a 13-11 all-time December record. The Mountaineers are 3-2 at home all-time during the month, 2-0 on the road and 8-9 in games played at a neutral site. WVU is 5-1 all-time in BIG EAST games during the month of December, including a 2-0 road record.

Possession Time

► West Virginia averaged 30:44 of possession time per game in 2010, ranking No. 4 in the BIG EAST and No. 39 nationally.

The Mountaineers held the ball an average of 7:46 in the first quarter, 7:20 in the second quarter, 6:55 in the third quarter and 8:41 in the final stanza.

WVU had quarter highs of 10 minutes in the first quarter against Syracuse, 10:26 at Marshall in the second, 10:05 against Cincinnati in the third and 10:55 at Pitt in the fourth quarter.

WVU held the ball for 10 minutes or longer in eight quarters and nine minutes or more in 17 quarters.

Runners a Plenty

► Eleven Mountaineers ran the ball against UNLV, finishing with 33 carries for 219 yards and scoring four touchdowns. Noel Devine led all ball carriers with 84 yards on three carries, an average of 28.0 yards per carry and two touchdowns, while backup running backs Shawne Alston and Trey Johnson led with six carries each. Devine, Alston, Geno Smith, Johnson, Tavon Austin, Matt Lindamood, Daquan Hargrett, Jock Sanders, Ryan Clarke, Barry Brunetti and Ivan McCarthy each had at least one carry.

**The Red Zone Report**

► West Virginia scored 40-of-53 times (75.5 percent) when inside its opponent's red zone during the 2010 season, scoring 31 points against Coastal Carolina and Maryland, 28 at Pitt and against Rutgers, 24 at Marshall, 21 against UNLV and Cincinnati, 17 at Louisville, 14 at LSU and against Syracuse, 13 against USF three at UConn and didn't reach the red zone against NC State.

The scoring consisted of 14 rushing touchdowns and 17 passing touchdowns for a total of 31 touchdowns and nine field goals. The 13 failed red zone attempts were five fumbles, one each against Coastal Carolina, Maryland, at UConn and two against Rutgers, an interception against Syracuse, a loss of downs at Marshall and Pitt and against Syracuse and Cincinnati, a missed field goal at LSU and against Rutgers and a half ended against UNLV.

Defensively, WVU's opponents scored on 76.0 percent (19/25) of their red zone chances. Coastal Carolina and Louisville never reached the red zone in the game. Marshall scored 2-of-3 times in the red zone, scoring 14 points, Maryland and USF kicked a field goal, LSU scored 10 points, a touchdown and a field goal, UNLV scored a touchdown, Syracuse made four field goals, UConn made three field goals, Cincinnati had only one attempt in the red zone, Pitt was in the red zone twice and scored a touchdown and Rutgers scored a touchdown in its only time in the red zone. NC State scored the most points in the red zone in 2010, scoring three times in five red zone chances for 17 points. The six missed red zone chances by WVU's opponents were a missed field goal by NC State, fumbles by Marshall, Pitt and NC State, LSU took a knee inside the red zone at the end of the game and Cincinnati threw an interception.

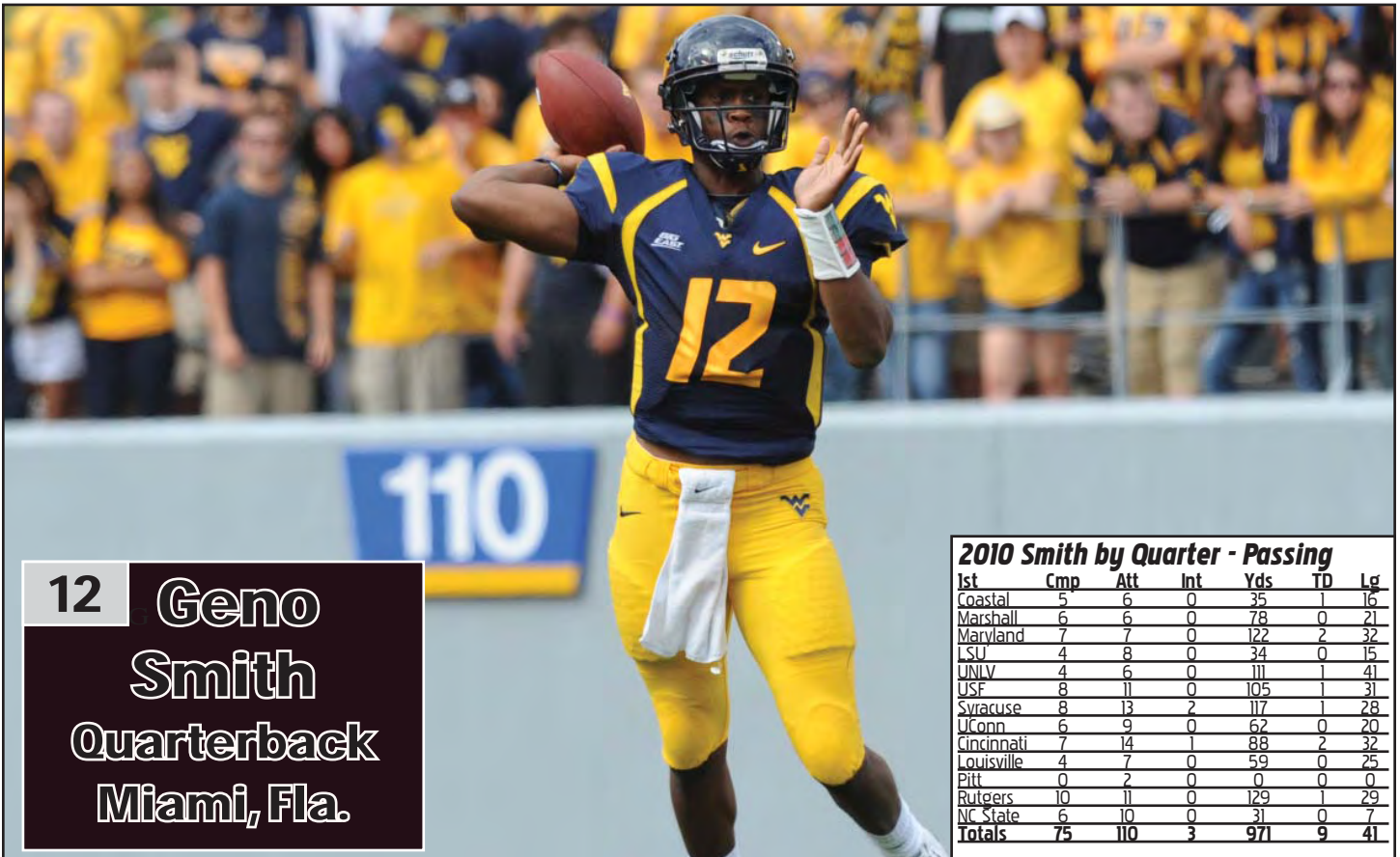
Third Down Conversions

► West Virginia converted 44.7 percent of its third-down attempts in 2010, hitting for 52.9 percent against Coastal Carolina, 44.4 at Marshall, 61.1 percent against Maryland, 15.4 percent at LSU, 36.4 against UNLV, 41.2 against USF, 35.3 against Syracuse, 41.2 at UConn, 43.8 against Cincinnati, 37.5 at Louisville, 58.3 percent at Pitt, a season-high 64.3 percent against Rutgers and 46.2 against NC State.

The Mountaineers have connected for 44.2 percent (19/43) in the first quarter, 44.4 percent (24/54) in the second quarter, 48.9 percent (22/45) in the third quarter, 40.7 percent (22/54) in the fourth quarter and 66.7 percent (2/3) in the overtime period. The WVU third-down offense ranked No. 2 in the BIG EAST and No. 31 nationally.

Defensively, WVU held its opponents to 26.3 percent (49/186) on third-down conversions. Coastal Carolina was held to 14.3 percent (2/14), Marshall to 44.4 percent (8/18), Maryland to 15.4 percent (2/13), LSU to 23.1 percent (3/13), UNLV to 35.3 percent (6/17), USF to 9.1 percent (1/11), Syracuse to 28.6 percent (4/13), UConn to 29.4 (5/17) percent, Cincinnati to 00.0 percent (0/12), Louisville to 15.3 percent (2/13), Pitt to 52.9 percent (9/17), Rutgers to 18.2 percent (2/11) and NC State to 40.0 (8/20). The Cincinnati game was the first time the Mountaineer defense held an opponent to zero third down conversions since Syracuse in 2009.

The WVU third-down defense was No. 2 in the nation. By quarters, the opponents hit 27.8 percent in the first quarter (10/36), 29.1 percent (16/55) in the second quarter, 28.8 percent (15/52) in the third quarter and 19.0 (8/42) in the fourth quarter. Opponents are connecting on 28.5 (26/91) in the first half, 24.5 percent (23/94) in the second half and 00.0 (0/1) in overtime.



12 **Geno Smith**
Quarterback
Miami, Fla.

Sophomore Quarterback Paves Way to Wins

► Quarterback Geno Smith enjoyed a record-setting sophomore season, throwing for at least 200 yards in seven games; he also had 24 touchdowns.

Smith went 22-39-1 for 196 yards and one touchdown against NC State in the Champs Sports Bowl. The highlight of his night was a 32-yard touchdown connection with Stedman Bailey.

He finished at 9-4 as the Mountaineer starter. He ended the year ranked (No. 1) in the BIG EAST Conference in pass efficiency (144.7), and No. 2 in total offense (229.2 yards/game) and passing yards per game (212.5). Nationally, he is No. 27 in pass efficiency, No. 39 in completions per game (18.54), No. 46 in points responsible for (11.83), No. 52 in passing yards per game and No. 48 in total offense.

Playing for the BIG EAST Championship, Smith had his best game of the season, throwing a career-best 352 yards and going 23-for-28 with one touchdown in the Rutgers win. He had several highlights, including tossing 11 straight passes in a period spanning the first two quarters, and connecting with two different receivers for gains of 43 and 37 yards in the third quarter. Smith finished the day with 396 yards of total offense, the fifth best single-game mark in WVU history.

Benefiting from a solid pocket of protection, Smith went 9-for-12 for 212 yards and three TDs in the win at Pitt, including a career long 71-yard scoring connection with Tavon Austin. In total, he threw two second-half TDs at Pitt.

He got the WVU offense back on track against Cincinnati, throwing four first-half touchdowns and connecting on 15-of-25 passes for 174 yards. Included in the day was a 48-yard scoring connection with Jock Sanders.

His arm kept the WVU offense ahead of the USF defense, as he went 24-of-31 for 219 yards and two touchdowns. He was exceptionally strong for a period that spanned the second and third quarter, completing a career-best 13 consecutive passes. The mark tied a school record, first set by Marc Bulger in 1999 against East Carolina.

Smith made quick work of UNLV, accounting for three scores and completing 12-of-16 for 220 yards in just over two quarters of action.

Connecting on his first 10 passes and throwing for three touchdowns in the game's first 18 minutes, Smith piloted the Mountaineers' 31-17 victory over Maryland. He finished the game 19-of-29 for 268 yards and four touchdowns.

With just over eight minutes remaining in regulation, and the Mountaineers down 21-6, Smith engineered a late fourth-quarter WVU victory at Marshall, marching the offense down the field twice, capping off drives of 96 and 98 yards with touchdowns, to force overtime and the eventual Mountaineer win. He finished the game 32-of-45 for 316 yards and a touchdown.

2010 Smith by Quarter - Passing

1st	Cmp	Att	Int	Yds	TD	Lg
Coastal	5	6	0	35	1	16
Marshall	6	6	0	78	0	21
Maryland	7	7	0	122	2	32
LSU	4	8	0	34	0	15
UNLV	4	6	0	111	1	41
USF	8	11	0	105	1	31
Syracuse	8	13	2	117	1	28
UConn	6	9	0	62	0	20
Cincinnati	7	14	1	88	2	32
Louisville	4	7	0	59	0	25
Pitt	0	2	0	0	0	0
Rutgers	10	11	0	129	1	29
NC State	6	10	0	31	0	7
Totals	75	110	3	971	9	41

2nd	Cmp	Att	Int	Yds	TD	Lg
Coastal	8	11	1	94	0	30
Marshall	5	8	0	37	0	12
Maryland	7	11	0	104	1	27
LSU	5	10	1	40	1	19
UNLV	5	7	0	84	1	48
USF	10	12	0	66	1	32
Syracuse	3	7	1	-1	0	5
UConn	4	6	0	20	0	8
Cincinnati	5	8	0	62	2	48
Louisville	3	4	0	61	0	48
Pitt	3	4	0	59	1	48
Rutgers	3	7	0	41	0	26
NC State	6	10	0	86	1	32
Totals	67	105	3	753	8	48

3rd	Cmp	Att	Int	Yds	TD	Lg
Coastal	7	10	0	87	1	33
Marshall	4	9	0	33	0	20
Maryland	2	8	0	18	1	13
LSU	2	4	0	30	1	17
UNLV	3	3	0	25	1	18
USF	4	5	0	41	0	29
Syracuse	3	8	0	29	0	14
UConn	6	8	0	38	0	14
Cincinnati	2	2	0	26	0	19
Louisville	2	7	0	13	0	8
Pitt	3	3	0	91	2	71
Rutgers	6	6	0	117	0	43
NC State	4	7	0	16	0	11
Totals	48	80	0	564	6	71

4th	Cmp	Att	Int	Yds	TD	Lg
Coastal	DNP	--	--	--	--	--
Marshall	15	19	0	146	1	30
Maryland	3	3	0	24	0	14
LSU	3	7	0	15	0	10
UNLV	DNP	--	--	--	--	--
USF	2	3	0	7	0	4
Syracuse	6	9	0	33	0	17
UConn	4	9	0	24	0	14
Cincinnati	1	1	0	-2	0	0
Louisville	0	2	0	0	0	0
Pitt	3	3	0	62	0	38
Rutgers	4	4	0	65	0	46
NC State	6	12	1	63	0	21
Totals	47	72	1	437	1	46

OT	Cmp	Att	Int	Yds	TD	Lg
Marshall	2	3	0	22	0	13
UConn	2	2	0	16	0	6
Totals	4	5	0	38	0	13

WVU Single-Season Touchdown Passes

Name/Year	TDs
1. Marc Bulger/1998	31
2. Geno Smith/2010	24
3. Pat White/2008	21
4. Rasheed Marshall/2004	19
Oliver Luck/1980	19

WVU Single-Season Pass Completions

Name/Year	TDs
1. Marc Bulger/1998	274
2. Geno Smith/2010	241
3. Oliver Luck/1981	216
4. Marc Bulger/1997	192
5. Jarrett Brown/2009	187

WVU Sophomore Passing

Name/Year	Comp/Att/Yards
1. Geno Smith/2010	241/372/2,763
2. Marc Bulger/1997	192/323/2,465
3. Mike Sherwood/1968	151/264/1,948
4. Major Harris/1988	105/186/1,915
5. Chad Johnston/1994	124/242/1,86
6. Pat White/2006	118/179/1,655

WVU Single-Season Passing Efficiency (min. 50 att.)

Name/Year	Passing Efficiency
1. Jake Kelchner/1993	164.01
2. Pat White/2006	159.73
3. Major Harris/1988	159.17
4. Marc Bulger/1998	157.35
5. Pat White/2007	151.40
6. Darren Studstill/1993	149.69
7. Mike Sherwood/1970	145.43
8. Adam Bednarik/2005	145.2
9. Geno Smith/2010	144.70
10. Rasheed Marshall/2004	143.44

WVU Sophomore Total Offense

Name/Year	Plays/Yards
1. Geno Smith/2010	478/2,980
2. Pat White/2006	344/2,874
3. Major Harris/1988	320/2,525
4. Marc Bulger/1997	375/2,372
5. Rasheed Marshall/2002	432/2,282

WVU Total Offense - Top Games

Total Offense	Plays/Yards
1. Pat White vs. Pitt/2006	38/424
2. Marc Bulger vs. Missouri/1998	52/424
3. Jarrett Brown vs. East Carolina/2009	34/407
4. Mike Sherwood vs. Pitt/1968	47/407
5. Geno Smith vs. Rutgers/2010	39/396

WVU Total Offense - Top Season

Total Offense	Plays/Yards
1. Marc Bulger/1998	452/3,515
2. Pat White/2007	413/3,059
3. Major Harris/1989	400/2,994
4. Geno Smith/2010	478/2,980
5. Pat White/2006	344/2,874
6. Pat White/2008	465/2,816
7. Rasheed Marshall/2004	411/2,747
8. Jarrett Brown/2009	413/2,610

**WVU's Record When Wearing ...
(since 2001)**

- Blue Jersey - Gold Pants: 23-8
- Blue Jersey - White Pants: 4-2
- Blue Jersey - Blue Pants: 18-4
- White Jersey - Gold Pants: 9-9
- White Jersey - White Pants: 13-7
- White Jersey - Blue Pants: 13-5
- Gold Jersey - Blue Pants: 4-0
- Gold Jersey - Gold Pants: 3-1
- Gold Jersey - White Pants: 2-1
- Nike Pro Combat Uniforms: 1-1



First Year Success

► The pilot behind the Mountaineer offense, quarterback Geno Smith is making a name for himself in the WVU record book. With 2,763 passing yards in 2010, he ranks No. 1 on the sophomore passing list. Additionally, with 24 touchdown passes this year, he ranks No. 2 on the WVU single-season list. His 241 pass completions also are the second-best mark on the single-season list.

Though only a sophomore, Smith has already qualified for several WVU all-time career lists. He is tops on the interception avoidance chart (0.018) and tied for tops on the completion percentage (.648) list, and fourth on the passing efficiency list (141.94). All three lists require a minimum of 100 attempts.

Total Offense

► West Virginia finished with at least 400 yards of total offense in seven games in 2010.

The Mountaineers tallied a season-best 523 yards against Rutgers, the first time WVU gained more than 500 yards since losing at Auburn on Sept. 19, 2009. The team also had 469 yards against Maryland and at Marshall, 445 against UNLV, 414 at UConn, 414 against Cincinnati and 400 yards against Coastal Carolina. The season-opening offensive production marked the first time in 10 games that WVU finished with at least 400 yards of total offense.

WVU earned 177 yards of total offense at LSU, tallied 246 yards against Syracuse, 261 at Louisville, 298 yards against USF and 360 at Pitt.

The Mountaineers are No. 2 in the BIG EAST in total offense with a 376.6 yards-per-game average. The team also ranks No. 1 in pass efficiency (146.1), No. 2 in passing offense (214.4 avg./game), No. 3 rushing offense (162.2 avg./game) and No. 3 in scoring offense (26.7). Nationally, WVU is No. 27 in passing efficiency.

Mountaineer First Downs

► West Virginia has collected 260 first downs in 2010, averaging 20.0 per game. The Mountaineers have 126 rushing first downs, 110 by the pass and 24 by penalty.

WVU is currently second in the BIG EAST for the most first downs this season, behind Cincinnati (263). The Mountaineers' per game average of 20.0 is second in the league behind UC (21.9).

The Mountaineers accumulated a season-high 29 first downs against Cincinnati, 28 against Marshall, 25 against Rutgers, 24 against Maryland and at UConn, 20 against Syracuse, 19 against NC State, 18 against Coastal Carolina, 16 against UNLV, 15 against USF and at Louisville, 14 at LSU and a season-low 13 at Pitt.

Defensively, West Virginia is tops in the league and No. 2 nationally in fewest first downs allowed, only allowing 178, an average of 13.7 first downs a game. The Mountaineers allowed a season-high 21 first downs against NC State, gave up 20 at Pitt and a season - low nine against Coastal Carolina, Maryland and Louisville.

Sharing the Ball

► West Virginia did a solid job of spreading the wealth in the passing game in 210, as 14 different receivers caught at least one pass this year, and seven of those receivers scored a touchdown.

Jock Sanders, Tavon Austin, Noel Devine, Stedman Bailey, Brad Starks and J.D. Woods each finished with double-figure receptions with 69, 58, 34, 24, 19 and 18, respectively.

Austin lead all receivers with eight touchdowns, while Sanders, Starks Bailey each had four.

7 Noel Devine

Running Back

Ft. Myers, Fla.

Noel Devine's 2010 Season Rushing

Opponent	No.	Yds	Avg.	TD	Lg
CCU	23	111	4.8	1	39
MU	23	112	4.9	1	17
MD	27	131	4.9	0	50
LSU	14	37	2.6	0	12
UNLV	3	84	28.0	2	48
USF	13	29	2.2	0	13
SU	24	122	5.1	0	32
UConn	16	67	4.2	0	18
UC	18	77	4.3	1	13
LJL	22	58	2.5	1	12
Pitt	4	27	6.8	0	24
RU	13	31	2.4	0	10
NC State	8	50	6.2	0	28
Totals	208	934	4.5	6	50

Noel Devine's 2010 Season Receiving

Opponent	No.	Yds	Avg.	TD	Lg
CCU	2	18	9.0	0	10
MU	10	62	6.2	0	12
MD	1	9	9.0	0	9
LSU	2	17	8.5	0	15
UNLV	1	8	8.0	0	8
USF	1	12	12.0	1	12
SU	5	3	0.6	0	8
UConn	2	3	1.5	0	3
UC	1	-2	-2	0	-2
LJL	3	61	20.3	0	48
Pitt	1	48	48.0	0	48
RU	1	-2	-2.0	0	-2
NC State	4	21	5.3	0	7
Totals	34	258	7.6	1	48

One for the Record Books

▶ With his 50-yard rushing performance against NC State, Noel Devine solidified his third place ranking on the all-time WVU career rushing list with 4,315 yards. He ranks behind Avon Cobourne (5,164) and Pat White (4,480).

His 122-yard rushing day against Syracuse pushed his career total past 4,000 yards, making him only the fourth Mountaineer to eclipse the 4,000-yard mark. Additionally, Devine's 122-yard performance was his fourth 100-yard rushing game of the season and 19th of his career.

He has sole possession of third place on the WVU all-time career 100-yard games list, and is tied with Boston College's Mike Cloud (1995-98) for fifth place on the BIG EAST list.

Noel Nuggets

- ▶ Collected 1,465 yards in 2009, his second 1,000-yard rushing season
- ▶ Rushed for 1,289 yards in 2008 as a sophomore, his first 1,000-yard season
- ▶ Averaging 5.9 yards per carry during career
- ▶ Tallied 4,315 rushing yards in 51 games, No. 3 in school history
- ▶ Tallied 5,761 all-purpose yards in career, No. 1 in school history
- ▶ Averages 113.0 all-purpose yards per game in career
- ▶ WVU is 21-12 with Devine as a starting running back
- ▶ Nineteen career 100-yard rushing efforts; two 200-yard efforts
- ▶ WVU is 15-4 when he rushes for 100 yards or more
- ▶ Four consecutive games with 100 or more yards (2010 Gator Bowl - Maryland, 9/18/10)
- ▶ Has scored at least one rushing touchdown in 15 of last 26 contests
- ▶ Longest non-touchdown run in school history (79 at Louisville/2008)
- ▶ Second-longest touchdown run in school history (92 vs. Syracuse/2008)
- ▶ Twelve career runs of 50 yards or more
- ▶ Twenty-eight runs of 30 yards or more
- ▶ Thirty-six runs of 25 yards or more
- ▶ No. 4 in BIG EAST career rushing yardage
- ▶ Tied for No. 5 in BIG EAST for 100-yard games (19)
- ▶ Second and seventh longest rushing plays in BIG EAST history

Among NCAA Active Career Leaders

- ▶ No. 2 in career rushing with 4,317 yards
- ▶ No. 6 in career all-purpose running yards at 5,763
- ▶ No. 9 in career rushing yards per carry (5.92)
- ▶ No. 15 in career all-purpose yards per play (6.7)
- ▶ No. 17 in career rushing yards per game (84.6)
- ▶ Tied for No. 20 in career rushing touchdowns (29)

Devine's Rushing/Receiving Statistics

Year	Games	Att.	Yards	Avg.	TD	Long	Catches	Yards	Avg.	TD	Long
2010	13	208	934	4.5	6	50	34	258	7.6	1	48
2009	13	241	1,465	6.1	13	88	22	177	8.3	1	20
2008	13	206	1,289	6.3	4	92	35	185	5.3	0	17
2007	12	73	627	8.6	6	76	7	90	12.9	0	34
Totals	51	728	4,315	5.9	29	92	98	710	7.2	2	48

Devine's 100-Yard Rushing Games

220	Colorado	(2009)
207	Auburn	(2008)
188	Syracuse	(2008)
178	UConn	(2009)
168	vs. Florida State	(2010)
154	Louisville	(2008)
136	at Maryland	(2007)
134	Pitt	(2009)
133	at Colorado	(2008)
131	Maryland	(2010)
129	at Auburn	(2009)
125	Marshall	(2008)
122	Syracuse	(2010)
118	UConn	(2007)
112	Marshall	(2010)
112	Liberty	(2009)
111	Coastal Carolina	(2010)
108	Oklahoma	(2007)
103	Marshall	(2009)

Noel Devine's 2009 Season Rushing

Opponent	No.	Yds	Avg.	TD	Lg
LU	17	112	6.6	1	24
ECU	19	80	4.2	1	22
AU	15	128	8.5	3	71
CU	22	220	10.0	1	77
SU	22	91	4.1	1	15
MU	19	103	5.4	2	30
UConn	23	178	7.7	1	62
USF	17	42	2.5	0	25
UL	13	56	4.3	0	24
UC	25	88	3.5	0	11
Pitt	17	134	7.9	1	88
RU	16	65	4.1	1	32
FSU	16	168	10.5	1	70
Totals	241	1,465	6.1	13	88

Noel Devine's 2009 Season Receiving

Opponent	No.	Yds	Avg.	TD	Lg
LU	3	9	3.0	0	6
ECU	3	18	6.0	0	13
AU	2	26	13.0	0	17
CU	1	7	7.0	0	7
SU	2	12	6.0	1	11
MU	1	20	20.0	0	20
UConn	1	13	13.0	0	13
USF	4	33	8.3	0	14
UL	1	0	0.0	0	0
UC	1	9	9.0	0	9
Pitt	1	2	2.0	0	2
RU	0	0	0.0	0	0
FSU	2	28	14.0	0	15
Totals	22	177	8.0	1	20

Noel Devine's 2008 Season Rushing

Opponent	No.	Yds	Avg.	TD	Lg
VU	9	47	5.2	0	24
ECU	12	94	7.8	0	34
CU	26	133	5.1	0	19
MU	14	125	8.9	1	36
RU	19	55	2.9	0	9
SU	18	188	10.4	1	92
AU	17	207	12.2	1	36
UConn	17	60	3.5	0	22
UC	19	58	3.1	0	9
UL	13	154	11.8	0	79
Pitt	12	17	1.4	0	9
USF	17	90	5.3	0	14
UNC	13	61	4.7	1	18
Totals	206	1,289	6.3	4	92

Noel Devine's 2008 Season Receiving

Opponent	No.	Yds	Avg.	TD	Lg
VU	6	37	6.2	0	17
ECU	3	9	3.0	0	9
CU	3	11	3.7	0	4
MU	1	0	0	0	0
RU	1	9	9.0	0	9
SU	6	6	1.0	0	5
AU	1	13	13.0	0	13
UConn	1	11	11.0	0	11
UC	6	48	8.0	0	9
UL	0	0	0.0	0	0
Pitt	3	6	2.0	0	7
USF	3	21	7.0	0	9
UNC	1	14	14.0	0	14
Totals	35	185	5.3	0	17



Noel Devine

Devine Dazzles in Backfield

► Noel Devine's outstanding speed and ability made him one of the top runners in the nation. In his final Mountaineer game, Devine earned 50 rushing yards on eight attempts, pushing his career total to 4,315, the third-best mark on the all-time WVU Career Rushing list.

He ranks No. 7 in the BIG EAST, and No. 65 in the nation, in rushing (72.0 yards-per-game). Though his numbers weren't flashy, he got the job done at Louisville, gaining 58 yards on 23 carries, including a two-yard run that opened the team's scoring. The score was Devine's sixth rushing TD of the season, and career 29th - the sixth best WVU total.

His strong run attack helped balance WVU's air threat against Cincinnati, as he gained 77 yards on 18 attempts, including a 13-yard third quarter touchdown.

He gave the offense a chance against Syracuse, as he gained 122 yards on 24 carries, including a team best 32-yard run in the first quarter that set-up WVU's second score. The 100-yard performance was Devine's fourth of the season and career 19th. His single-game rushing total pushed his career yardage over 4,000.

Nursing a bone bruise in his toe, Devine made the most of his three carries against UNLV, rushing for a game-best 84 yards and two touchdowns, including a season-long score of 48 yards.

He had an efficient day in WVU's victory over the Terrapins, gaining 131 yards on a career-high 27 rushing attempts; the effort was Devine's fourth straight 100-yard rushing game.

All-Around Spectacular

► Noel Devine concluded his Mountaineer career ranked No. 1 on the all-time WVU All-Purpose list with 5,761 yards (51 games).

In total, Devine has racked up 1,254 all-purpose yards this season. With a 96.5 all-purpose yards/game average, he ranks No. 7 in the BIG EAST Conference.

Devine has 34 catches this season, the fourth-best season total by a running back, while his 98 career catches is the all-time best mark for a running back in WVU history. Additionally, his career 710 receiving yards ranks third in program history.

He made the most of his one catch against at Pitt, as he took a swing pass 48 yards, a career-long reception, for a near-score. He also had 27 yards on three carries.

He had a game-best 119 all-purpose yards at Louisville, thanks in large part to his 61 receiving yards. Included in his day was a 48-yard catch. Additionally, he gained 58 yards on 23 carries, including a two-yard score.

Devine scored his first receiving touchdown of the season on a trick play against USF, completing a hook and lateral and scoring from 11-yards out. Though he was not credited with the reception on the touchdown, he did receive statistical credit for the yardage. He also completed one other catch in the game for one yard.

At Marshall, he finished with a game-best 10 receptions, a career-high mark, for 62 yards.

Also back deep to return kicks for the Mountaineers, Devine returned four kicks for 62 yards. He finished with 736 career return yards.

Devine in the Record Books

► With his 50 rushing yards against NC State, Noel Devine solidified his position as the program's all-time No. 3 rusher.

- 1. 5,164 Avon Cobourne 1999-2002
- 2. 4,480 Pat White 2005-08
- 3. 4,315 Noel Devine 2007-10**
- 4. 4,086 Amos Zereoue 1996-98
- 5. 3,923 Steve Slaton 2005-07

Devine's Long Runs

92/TD	Syracuse (2008)
88/TD	Pitt (2009)
79	Louisville (2008)
77/TD	Colorado (2009)
76	Maryland (2007)
71/TD	Auburn (2009)
70	Florida State (2009)
65/TD	Oklahoma (2007)
62	UConn (2009)
56/TD	UConn (2009)
56	Colorado (2009)
50	Maryland (2010)
48/TD	UNLV (2010)
39	Coastal Carolina (2010)
37	USF (2007)
36	Auburn (2008)
36	Marshall (2008)
36	UConn (2007)
35	Auburn (2008)
34	East Carolina (2008)
34	Florida State (2009)
32	Syracuse (2010)
32	Rutgers (2009)
31	East Carolina (2009)
31	Maryland (2007)
31	UConn (2007)
30/TD	Auburn (2008)
30	Marshall (2009)
29	East Carolina (2008)
29	Auburn (2008)
28	NC State (2010)
28/TD	UNLV (2010)
26	Marshall (2008)
25/TD	UConn (2007)
25	Louisville (2008)
24/TD	Liberty (2009)
24	Pitt (2010)
24	Villanova (2008)
23	Syracuse (2008)
23	W. Michigan (2007)
23	UConn (2007)

Rookie Backup Gains Experience

► Freshman quarterback Barry Brunetti earned significant time against UNLV, entering the game at the 6:28 mark in the third quarter and finishing the contest. He went 1-for-4 against the Rebels, with his one completion going for six yards. He also orchestrated a fourth-quarter drive which saw two fourth-down conversions and ended with a score from Matt Lindamood.

He returned to the field in relief against Cincinnati and helped manage the WVU offense, as it milked time off the dock via the run to seal the victory.

Brunetti stepped onto the field for the first time as a Mountaineer with over 12 minutes to play in the fourth quarter of WVU's 31-0 victory over Coastal Carolina. The rookie went 3-for-5, including a long pass of five yards.



Noel Devine

BIG EAST Career Rushing Yards

Yards/Carries	Name/School/Years Played
1. 5,039/1,023	Avon Cobourne, West Virginia, 1999-02
2. 4,926/910	Ray Rice, Rutgers, 2005-07
3. 4,480/685	Pat White, West Virginia, 2005-08
4. 4,315/728	Noel Devine, West Virginia, 2007-10
5. 3,923/665	Steve Slaton, West Virginia, 2005-07
6. 3,907/726	Amos Zereoue, West Virginia, 1996-98

WVU All-Purpose Yards

	Rush/Rec/PR/KR	Total Yards
1. Noel Devine, 2007-10	4,315/710/0/726	5,6761
2. Avon Cobourne, 1999-02	5,164/459/0/0	5,623

Rushing Touchdowns

- 1. Steve Slaton, 2005-07 50
- 2. Pat White, 2005-08 47
- 3. Avon Cobourne, 1999-2002 42
- Ira Errett Rodgers, 1915-19 42
- 5. Amos Zereoue, 1996-98 40
- 6. Noel Devine, 2007-10 29**

Running Back Receptions

	Catches/Yards
1. Noel Devine, 2007-10	98/710
2. Tom Gray, 1982-84	73/622

Running Back Receiving Yards

	Yards/Catches
1. Jim Braxton, 1968-70	906/54
2. Steve Slaton, 2005-07	805/65
3. Noel Devine, 2007-10	710/98

Scoring (position player)

- 1. Steve Slaton, 2005-07 330
- 2. Ira Errett Rodgers, 1915-19 313*
- 3. Pat White, 2005-08 284
- 4. Avon Cobourne, 1999-2002 252
- 5. Amos Zereoue, 1996-98 252
- 6. Jim Braxton, 1968-70 206*
- 7. Noel Devine, 2007-10 186**

* - total includes field goals and extra points

100-Yard Games (active career)

- 1. Vai Taua, Nevada 24
- 2. Montell Harris, Boston College 21
- 3. Kendall Hunter, Oklahoma State 20
- 4. Noel Devine, West Virginia 19**

WVU Career 100-yard Games

- 1. Avon Cobourne, 1999-02 28
- 2. Steve Slaton, 2005-07 21
- Amos Zereoue, 1996-98 21
- 4. Noel Devine, 2007-10 19**
- 5. Pat White, 2005-08 18

BIG EAST Conference 100-yard Games

- 1. Avon Cobourne, West Virginia, 1999-02 28
- 2. Ray Rice, Rutgers, 2005-07 25
- 3. Amos Zereoue, West Virginia, 1996-98 21
- Steve Slaton, West Virginia, 2005-07 21
- 5. Noel Devine, West Virginia, 2007-10 19**
- Mike Cloud, Boston College, 1995-98 19
- 7. Pat White, West Virginia, 2005-08 18
- Derrick Knight, Boston College, 2000-03 18

Noel Devine's 2007 Season Rushing

Opponent	No.	Yds	Avg.	TD	Lg
WMU	7	44	6.3	1	23
MU	5	76	15.2	2	39
MD	5	136	27.2	0	76
ECU	7	11	1.6	0	14
USF	4	36	9.0	0	37
SU	4	13	3.3	0	8
RU	6	40	6.7	0	18
UL	2	11	5.5	0	6
UC	2	23	11.5	0	17
UCONN	11	118	10.7	1	36
Pitt	7	11	1.6	0	7
OK	13	108	8.3	2	65
Totals	73	627	8.6	6	76

Noel Devine's 2007 Season Receiving

Opponent	No.	Yds	Avg.	TD	Lg
WMU	1	19	9.0	0	19
MU	0	0	0	0	0
MD	1	1	1.0	0	1
ECU	1	7	7.0	0	7
USF	0	0	0	0	0
SU	1	12	12.0	0	12
RU	0	0	0	0	0
UL	1	4	4.0	0	4
UC	0	0	0	0	0
UCONN	0	0	0.0	0	0
Pitt	0	0	0	0	0
OK	2	47	23.5	0	34
Totals	7	90	12.9	0	34

9

Jock Sanders

Wide Receiver

St. Petersburg, Fla.



The Streak

► With five catches against NC State, Jock Sanders finished his Mountaineer career ranked No. 1 on the all-time WVU consecutive games with a reception list, having hauled in a pass in 41 consecutive contests. Additionally, he also ranked second on the BIG EAST consecutive games with a reception list.

Sanders' streak began with WVU's 2007 loss to Pitt. Rutgers' Brian Leonard has the all-time BIG EAST Conference record at 47 games.

All-Time BIG EAST Consecutive Games with a Reception (includes bowl games)

1. 47 Brian Leonard, Rutgers, 2003-06
2. 41 Jock Sanders, West Virginia, 2007-10
3. 40 Khori Ivy, West Virginia, 1997-00
4. 37 Reggie Wayne, Miami, 1997-00

WVU Consecutive Games with a Reception (since 1991) (includes bowl games)

1. 41 Jock Sanders, 2007-10
2. 40 Khori Ivy, 1997-00
3. 33 David Saunders, 1995-96, 1998

First-Time Starters

► Eleven Mountaineers received the first start of their career in 2010, including Stedman Bailey (WR), Jeff Braun (OL), Eddie Davis (WR), Terence Garvin (DB), Trey Johnson (RB), Matt Lindamood (FB), Pat Miller (DB), Geno Smith (QB), Matt Timmerman (OL), J.D. Woods (WR) and Jorge Wright (DL).

Two Scorers are Better Than One

► Prolific players usually travel in pairs, and seniors Noel Devine and Jock Sanders were no different.

The Mountaineers earned two straight victories, at Pitt and against Rutgers, without the scoring efforts of the duo, making it four wins in 50 games when neither Devine nor Sanders breaks into the end zone. Devine got the job done at Louisville, crossing the goal line in the first quarter with a two-yard run. The score was his sixth rushing TD of the season.

The duo each entered the end zone against Cincinnati, as Sanders nabbed two first-half touchdown receptions, and Devine rushed in from 13 yards out in the third quarter. It was the fourth time this season each player scored in one game, and the ninth time they each tallied a TD in a game over the last four years. The pair has tallied 12 of the team's 37 scores in 2010, or one-third of the team's TDs.

Through 51 games as teammates, WVU was 8-1 when both Devine and Sanders scored a touchdown. The Mountaineers were 20-2 when just one produced points. WVU was 4-11 when neither Devine nor Sanders register points. The duo combined for 18 of WVU's 43 touchdowns in 2009, with at least one of the two scoring in almost every game.

Sanders Relentless in Pursuit of Points

► With 160 all-purpose yards against NC State, pure dual-threat Jock Sanders concluded his Mountaineer career with three straight 100-plus yard games, as he also finished with a game-best 137 all-purpose yards at Pitt and 118 yards against Rutgers.

Sanders tallied 87 yards on kick returns against the Wolfpack, as well as 58 yards receiving and 17 yards on the ground. He finished with 3,398 all-purpose yards in 52 career games, the 10th best total on the all-time WVU all-purpose yards list.

Against the Scarlet Knights, he registered 81 yards on six catches and 31 return yards, while he tallied 70 yards on four catches and added 80 yards on three kick returns against the Panthers. Sanders was productive in the Cincinnati win. Not only did he catch six passes for 95 yards, he also rushed for a 15-yard gain and returned one kickoff for 17 yards. He finished the day with a team-best 127 all-purpose yards.

He had his best all-purpose game of the season against Maryland, finishing with 165 yards. He tallied 86 yards on six receptions and 69 on punt returns, including a game-long, career best 66-yard return. The punt return was WVU's longest since Vaughn Rivers returned a punt for 78 yards against Mississippi State on Oct. 20, 2007. He also tallied two rushes for 10 yards.

Two games after that performance, Sanders earned his first rushing touchdown of the season against UNLV, taking a handoff from quarterback Geno Smith 10 yards and walking into the end zone. The score was Sanders' sixth career rushing touchdown.

Consecutive Active Games Played with a Reception

- Scotty McKnight (Colorado, Sr.) - 49
- Dwayne Harris (East Carolina, Sr.) - 44
- Titus Young (Boise State, Sr.) - 43
- Jock Sanders (West Virginia, Sr.) - 41**
- Greg Salas (Hawaii, Sr.) - 41
- Tyron Carrier (Houston, Jr.) - 39
- Damaris Johnson (Tulsa, Jr.) - 39
- Ryan Broyles (Oklahoma, Jr.) - 39

Sanders in the Record Books

► With five catches against NC State, senior Jock Sanders added to his career catches record.

1.	206	Jock Sanders	2007-10
2.	191	David Saunders	1995-98
3.	169	Shawn Foreman	1995-98
4.	160	Khori Ivy	1997-2000

Career Receiving Touchdowns

► Senior Jock Sanders' two first-half touchdown receptions against Cincinnati pushed his career total to 14. He ranks 10th on the all-time WVU.

	<i>Receiving Touchdowns</i>
1. Cedric Thomas, 1976-80	23
2. Chris Henry, 2003-04	22
3. Darius Reynaud, 2005-07	19
Khori Ivy, 1997-2000	19
5. David Saunders, 1995-98	18
Reggie Rembert, 1988-89	18
7. Shawn Foreman, 1995-98	16
Rich Hollins, 1981-83	16
9. Danny Buggs, 1972-74	15
10. Jock Sanders, 2007-10	14
11. Brandon Myles, 2004-06	13
12. Raahsaan Vanterpool, 1993-96	12

Bailey Making His Mark

► Redshirt freshman Stedman Bailey introduced himself to the Mountaineer faithful in the win over Maryland, catching four passes for 60 yards and two touchdowns, his first career scores. Of his touchdowns, one went for 26 yards and the other for five.

He accounted for WVU's only score in the Champs Sports Bowl, connecting with quarterback Geno Smith for a 32-yard touchdown. He finished the game with four catches for 61 yards.

At season's end, Bailey ranked third on the team with 317 receiving yards and 24 catches.

He netted four catches at Connecticut for 34 yards, including a team best 20-yard reception that advanced WVU toward its second score of the game.

He had a prolific game at Marshall, finishing with five receptions for 72 yards, including a team best 30-yard reception that set-up Devine's fourth quarter, four-yard touchdown.

Bailey and Smith, former teammates at Miramar High, connected three times throughout the Mountaineers' late fourth-quarter scoring drives in Huntington.



Jock Sanders

Slashing, Streaking Sanders

► Jock Sanders ended his Mountaineer career with five catches for 58 yards against NC State in the Champs Sports Bowl. He finished with 206 career catches; he became WVU's all-time career receptions leader at Pitt and passed previous leader David Saunders (1995-98, 191 catches). Additionally, his streak of catching at least one reception in consecutive games was pushed to 41 against the Wolfpack; the streak ranks No. 1 on WVU's list and No. 2 on the BIG EAST list.

He ranks No. 2 in the BIG EAST and tied for No. 44 in the nation in receptions per game (5.3), and No. 7 in the conference in receiving yards-per-game (55.8 avg.).

He strengthened his record career receptions mark against Rutgers, catching a team-best six passes for 81 yards.

He finished with four catches for 70 yards in the Pitt win, including a long of 38 yards.

He had a season-best performance against Cincinnati, catching six passes for 95 yards and two touchdowns, including a career-long reception of 48 yards on his first score. It was the first time he caught two touchdown passes in a game since doing so against Villanova in 2008.

He gained 86 yards on six passes in the Maryland win.

Sanders was Geno Smith's go-to guy at LSU, catching a game-best five receptions for 47 yards, including a 13-yard touchdown reception early in the third quarter that brought the Mountaineers to within three points. Also of note, he found himself on the receiving end of WVU's game-tying, two-point conversion at Marshall that forced the game into overtime. The conversion was the first Mountaineer two-point conversion by a pass since Dec. 2, 2006.

Options Grow With Woods

► Redshirt-sophomore J.D. Woods was a reliable receiver option this season.

He tallied a career best 21-yard reception against Rutgers, and finished the day with three catches for 30 yards.

He had at least one reception in nine games this year, and he finished the season with 18 catches for 205 yards and a 11.4 average. Woods had a career day against Syracuse, as he caught fourth passes for 52 yards. He was productive against USF, catching three passes for 38 yards.

His first catch as a Mountaineer was memorable, as he opened WVU's scoring against Coastal Carolina with a four-yard touchdown reception. He was the first Mountaineer to convert his first reception into six points since Tyler Urban's 25-yard touchdown reception against Rutgers in 2008.

Bulldozing For Yards

► Sophomore fullback Ryan Clarke was vital to the WVU's offensive success late in the season, as he helped the unit ice the dock for victories.

He personified efficiency against Rutgers, gaining 11 yards on seven carries for three touchdowns; it was his first three-score game and his second straight multi-score effort, as he scored two TDs at Pitt. In total, he had eight rushing scores this season and 16 on his career.

At season's end, Clarke ranked second on the team with 291 rushing yards, averaging 3.6 per carry and 24.2 per game. In 24 career games, he owns 541 rushing yards, averaging 3.9 per carry and 22.5 yards per game.

He had his first multi-touchdown effort of the season, and career third, against the Panthers, as he scored from 2- and 3-yards out. He finished the day with 28 yards on six carries; he did not lose a single yard on the day.

At Louisville, he took three carries for 22 yards, or a 7.3 yards-per-carry average. Included in his day was a two-yard touchdown, his third of the year. Clarke helped the Mountaineers solidify their victory over Cincinnati, taking seven rushes for 29 yards, a 4.1 average gain per carry.

Matt Lindamood also has been a force for the WVU offense and saw increased playing time in the final moments against UC, carrying the ball three times for 10 yards. Additionally, he netted five yards on two carries at Pitt. Having played in every game, he owns 49 rushing yards on 15 carries for a 3.3 yards per carry average.

Starks' Scores

► Brad Starks was a dependable offensive weapon for WVU. He scored his fifth touchdown of the season at UConn on a 53-yard reverse. The score was his first rushing touchdown of the year. He also had three catches for 35 yards.

Starks was a reliable outside option against Rutgers, gaining 56 yards on just two catches. Starks finished 2010 with 19 catches for 317 yards.

He also lead the team with a 16.7 yards-per-catch average.

Battling injuries throughout the first part of the season, Starks scored three TDs against UNLV. He turned four catches into three scores and finished the game with a career-high 100 receiving yards.

He opened the game with a 38-yard touchdown in the team's first drive. He followed that with a 48-yard scoring reception near the end of the first half. The touchdown matched Starks' career-long score, and also was the longest Mountaineer scoring reception of the season. He ended the day with a four-yard touchdown reception in the third quarter.

Starks became the 47th different Mountaineer receiver to record at least 100 receiving yards in a single game; the feat has been achieved 117 times in WVU history. Starks was the first receiver to score three receiving touchdowns in a game since Cedric Thomas scored three against Villanova in 1977; Herbert "Babe" Barna also achieved the feat against Cincinnati in 1936.

Additionally, he became the first WVU player to score three receiving touchdowns at Mountaineer Field at Milan Puskar Stadium, and the first player to achieve the feat since Pitt's Terry Murphy did so in 1997.

All is Good with Alston

► Shawne Alston proved to be a dependable running back option this season, as he netted combined 216 yards rushing over the last five games.

He was the Mountaineers' leading rusher at Pitt, taking 16 carries for 71 yards, including a long of 19 yards.

For the season, Alston showed 248 rushing yards on 56 carries for a 4.4-yards per carry average. In 18 career games, Alston owns 266 rushing yards and a 14.8-yards per game average.

At Louisville, he took seven carries for 36 yards. He was especially effective in the squad's final drive of the game, rushing five times for 31 yards.

He carried the ball 17 times against Cincinnati and earned a career-best 75 yards, including a career long 23-yard rush. Alston was most-productive late in the game, as 13 of his carries came in the second half, including six straight in the third quarter.



Tavon Austin

Talented Tavon

► Wide receiver Tavon Austin was one of the team's offensive playmakers this season.

He earned 88 all-purpose yards against NC State, recording 50 yards on kick returns, while also fielding five catches for 30 yards and making one eight-yard rush.

Austin finished fourth in the BIG EAST, and No. 85 in the NCAA, in receptions-per-game (4.5), and fifth in the conference, No. 85 in the nation, in receiving yards-per-game (63.2). He led the team in scoring with nine touchdowns, tying for eighth in the conference.

With 58 catches this season, Austin is tied with Jock Sanders for No. 2 on the all-time WVU sophomore receptions list; the total is also the eighth best single-season mark in WVU history.

He was the most prolific player against Rutgers, gaining a career-high 121 yards on six catches, his second 100-yard receiving game. Included in his day was a 19-yard touchdown, the first score of the day, and a long reception of 43 yards. Additionally, he turned his lone carry of the game into a 46-yard score; the rush was a career-best mark. He has tallied six TDs in the last five games of the season.

Austin finished with a game-best 167 all-purpose yards against Rutgers. He dazzled at Pitt, turning both of his catches of the day into touchdowns. The first, a career long 71-yard connection with Geno Smith, put the Mountaineers up 21-7 at the onset of the second half. He also tallied a 12-yard TD later in the third quarter, beating a Pitt defender for a jump ball. The two touchdown reception day was the third time for multiple touchdown catches for Austin this season. Additionally, he took one carry 12 yards, giving him 95 all-purpose yards.

He electrified the home crowd in the Cincinnati win, scoring on back-to-back touchdown passes to build an early 14-0 WVU advantage. Austin connected with Smith on first-quarter scores of 32- and 10-yards; they were his only two receptions of the game. Additionally, he rushed twice for 19 yards.

A Maryland native, Austin had a career day against the Terrapins, catching seven passes for 106 yards, including two back-to-back first quarter touchdowns that put the Mountaineers ahead, 14-0.

He was the first Mountaineer to catch two touchdown receptions since Atric Arnett scored twice via the pass on Sept. 12, 2009, in a 35-20 victory over East Carolina in Morgantown. Additionally, Austin's 100-yard receiving day was the first for a Mountaineer since Sanders registered 115 yards at Auburn on Sept. 19, 2009. Austin finished the game with a career-best 172 all-purpose yards, including 57 yards on four kick returns.

He was all over the field in WVU's win at Marshall, helping Smith when plays appeared dead, and catching a career-best nine passes for 85 yards. He also tallied an identical 85 yards fielding three kick returns for 170 all-purpose yards.

Tight Ends Get In the Action

► Will Johnson enjoyed a solid senior season and caught his second touchdown of the year at Pitt, connecting with Geno Smith on a two-yard scoring pass in the second quarter to put the Mountaineers up for good, 14-7.

He followed the performance with a career long 37-yard reception against Rutgers; the catch was his only reception of the day.

Johnson ranked seventh on the team in receptions with nine, gaining 107 yards for an average of 8.9 per catch. In 46 career games, he had 25 catches for 249 yards, good for an 10.0-yards per catch career average.

His other score of the season came at Marshall, a five-yard catch in the back corner of the end zone with 12 seconds remaining in regulation to force overtime. He has scored at least one touchdown each season since 2008. He also caught a season-long pass of 22 yards against Coastal Carolina.

Also a receiving option, junior Tyler Urban finished with three catches during the 2010 season.

Career Receiving Touchdowns

	Receiving Touchdowns
1. Cedric Thomas, 1976-80	23
2. Chris Henry, 2003-04	22
3. Darius Reynaud, 2005-07	19
Khorl Ivy, 1997-2000	19
5. David Saunders, 1995-98	18
Reggie Rember, 1988-89	18
7. Shawn Foreman, 1995-98	16
Rich Hollins, 1981-83	16
9. Danny Buggs, 1972-74	15
10. Jock Sanders, 2007-10	14

WVU Receptions – Top Seasons

Name/Year	Catches/Yards
1. David Saunders/1998	77/883
Shawn Foreman/1997	77/928
3. David Saunders/1996	76/1,043
4. Jock Sanders/2009	72/688
5. Jock Sanders/2010	69/728
Darius Reynaud/2007	64/733
Mark Raugh/1981	64/601
8. Shawn Foreman/1998	63/948
9. Tavon Austin/2010	58/787
Jock Sanders/2008	53/462
Khorl Ivy/1999	53/666

WVU Receiving Yards – Top Career

Name/Year	Catches/Yards
1. David Saunders/1995-98	191/2,608
2. Khorl Ivy/1997-2000	160/2,402
3. Shawn Foreman/1995-98	169/2,347
4. Rahsaan Vanterpool/1993-96	126/2,022
5. Rich Hollis/1980-83	104/1,968
6. Cedric Thomas/1976-80	110/1,930
7. Jock Sanders/2007-10	206/1,980

Sophomore Receiving

Name/Year	Catches/Yards
1. David Saunders/1996	76/1,043
2. Tavon Austin/2010	58/787

Pronunciation Guide

Last Names

Bitancurt (Tyler)	bit-en-kurt
Braun (Jeff)	brawn like lawn
Brunetti (Barry)	BRU-net-E
Busick (Branko)	BU-sick
Eger (Pat)	egg-er
Feigt (Curtis)	fight
Gloster (Troy)	Gloss-ter
Goode (Najee)	good
Jobe (Eric)	As in "robe"
Kirelawich (Bill)	kur-LAV-itch
Kovatch (Ricky)	Koh-vatch
Lageman (JB)	log'e-men
Lazear (Pat)	Lay-zure
Neild (Chris)	Kneeled
Pugnetti (Greg)	poog-net-E
Tavon (Austin)	TA-von

First Names

Branko (Busick)	bronco
Eain (Smith)	ian
Ishmael (Banks)	lsh-méal
Jewone (Snow)	Ja-wan
Jorge (Wright)	George
Najee (Goode)	Najh-A
Noel (Devine)	KNOW-ell
Trippe (Hale)	trip
Shawne (Alston)	shawn



Don Barday

400 X 6

► The Mountaineers registered seven 400-yard or more offensive performances this season, including a season-best 523 yards in the regular-season finale against Rutgers. The majority of the Mountaineers' yards came via Geno Smith's arm, as the sophomore slinger threw for a career-best 352 yards on 23 pass completions for a 15.3 average.

WVU piled up 400 yards in its win over Coastal Carolina, gaining an average of 5.6 yards over 71 plays. Despite a sluggish start, two long, fourth-quarter drives of 96 and 98 yards pushed the Mountaineers' offensive total to 469 yards at Marshall, including 316 yards through the air.

Against Maryland, the offense finished with 469 yards on 85 plays for an average of 5.5 yards per play. Against UNLV, WVU tallied 445 yards of total offense, including 220 passing yards.

WVU earned 414 offensive yards at Connecticut, and 419 against Cincinnati.

The Mountaineers are now 23-10 over the last 10 years when passing for 200 or more yards.

On the Offensive Line

► The WVU offensive line helped the Mountaineers gain a season-best 523 yards against Rutgers.

The unit was especially productive in allowing quarterback Geno Smith to throw for a career-best 352 yards. WVU also gained 171 yards on the ground.

Against Cincinnati, the Mountaineers ran 22 consecutive rushing plays and collected a season-high 29 first downs, including a season-high 19 rushing first downs.

Josh Jenkins started his eighth consecutive game at left guard against NC State after sitting out two games due to a knee injury. Jeff Braun, who earned a starting role during preseason, made his 13th career start at right tackle, while backup right guard Cole Bowers made his second start of the season.

Eric Jobe started for the 31st time overall as a Mountaineer against NC State; he owns 17 starts at center and 14 at right guard. Don Barday made his 27th start, 25 at left tackle and one at left guard.

Joe Madsen has 24 career starts, 14 at center and 11 at right guard.

Also seeing time during the 2010 season were John Bassler, Pat Eger, Chad Snodgrass and Matt Timmerman. Four starters from the 2009 offensive line returned in 2010. Those starters played the majority of the offensive snaps, giving them needed experience.

In 2009, out of a total of 855 offensive snaps in 2009, Jenkins played 853 plays, Jobe on 852, Barday 839 and Madsen on 840 plays. Timmerman was used on 51 plays, Braun saw action on 27 plays and redshirt freshman guard John Bassler and redshirt junior Chad Snodgrass were used on 13 plays. Timmerman, Bassler and Snodgrass continue to provide reliable backup work this season.

The Hawg Herald: 2010 Offensive Line Stats

Player	Snaps	Sacks	T-Bolt Blocks	Knockdowns
Joe Madsen	822	1	5	30
Don Barday	875	5	5	45
Jeff Braun	846	6	5	48
Eric Jobe	779	1	0	18
Josh Jenkins	709	5	6	42
Cole Bowers	316	1	0	6
Matt Timmerman	114	0	1	5
Chad Snodgrass	78	0	1	3
Pat Eger	45	0	0	1
John Bassler	35	0	1	1
Tyler Rader	35	0	1	1

Run Defense

► West Virginia's run defense was among the best in the nation during the 2010 season, giving up an average of 2.7 yards per rush and 86.46 yards per game. It was No. 1 in the BIG EAST and No. 2 in the nation.

It held eight of its 13 opponents under 100 yards rushing. The Mountaineers held Maryland to a season low minus-10 yards, Coastal Carolina and Rutgers to 63 yards, UNLV to 96 yards, USF to 65 yards, Cincinnati to 60 yards, Louisville to 26 yards and Pitt to 78 yards.

NC State finished with 103 yards rushing, UConn with 112 yards, Marshall 135 yards, LSU 150 and Syracuse with 183 yards.

The Maryland game was the first time WVU held a team to negative net rushing yards since the 2006 Pitt game.

The Mountaineers held five opponents under 100 yards rushing in 2009, four in 2008, six in 2007 and eight in 2006. That tied the most since the 1996 season held nine teams to under 100 yards in a game.

Since 2002, WVU has held 53 opponents under 100 yards rushing. When the team has held an opponent under 100 yards during that time, it has a record of 49-4.

Total Defense

► West Virginia held its opponents to a total defense yard average of 4.2 yards per play and 261.1 per game. The Mountaineer defense ranked No. 1 in the BIG EAST and No. 3 in the nation.

The 261.1 yards per game given up marked the lowest amount of total yards per game given up since 1996 when the Mountaineers gave up 3.4 yards per play and 223.4 yards per game.

The Mountaineers have held 10 of their 12 opponents under 300 yards of total offense: Louisville was held to a season-low 171 yards, the lowest total since Marshall had 158 in 2008.

In 2010, others who were held under 300 yards of total offense were Coastal Carolina (186), Maryland (217), LSU (230), USF (202), Syracuse (246), UConn (278) and Rutgers (203). UNLV finished with 276 yards and Cincinnati had 281 yards. NC State had a season-high 378 yards, Marshall finished with 364 and Pitt had 362 yards.

Passing Defense

► West Virginia held its opponents to an average of 174.6 passing yards per game. The Mountaineer defense ranked No. 3 in the BIG EAST and No. 11 in the nation.

The pass defense gave up a season-low 63 yards passing against Syracuse.

The Mountaineers surrendered under 100 yards twice, Syracuse and LSU (80). WVU gave up under 150 yards five times, Syracuse, LSU, Rutgers (140), Louisville (145), USF (137) and Coastal Carolina (123).

WVU gave up a season high 284 yards at Pitt and surrendered 275 against NC State.



Chris Neild

Anchoring the Line

► Redshirt senior Chris Neild was a proven defensive leader for the Mountaineers, securing the middle of the line and tying up several offensive linemen during each play. As a senior in 2010, he was honored by being named a third team All-American by rivals.com and a fourth team by Phil Steele.

For the 2010 season, the two time all-BIG EAST performer registered 35 total tackles, including 17 solo tackles, three sacks and four tackles for loss. His top performances of the season include six tackles and one sack at LSU and four tackles each against Maryland, Syracuse, UConn and NC State in the Champs Sports Bowl.

He had three solo tackles against Maryland and at LSU and four against NC State. His late second-quarter sack on Maryland's Jamarr Robinson was WVU's first sack of the season, and he also collected a sack at UConn.

For his Mountaineer career, he finished with 130 total tackles in 50 games, including 55 unassisted tackles, six sacks, 11 tackles for loss and two pass breakups.

Blitzing Berry

► Scooter Berry had a solid senior season after suffering through injuries the past two years.

He collected 35 total tackles in 2010, including 15 unassisted tackles, four sacks, 4.5 tackles for loss and two fumble recoveries. Against Rutgers, he recorded three tackles and one sack in his final home performance. At Pitt, he assisted on a tackle and recovered a fumble in the fourth quarter. Against Cincinnati, he finished with three tackles, 1.5 tackles for loss and a sack and added a solo tackle at Louisville.

In BIG EAST play, Berry recorded 16 tackles, including three against Cincinnati, USF and UConn and two against Syracuse.

He recorded four tackles at LSU, including one solo in the third quarter. One of his top games this season was against UNLV, where he finished with six tackles, including two solo stops.

In the win over Maryland, he stepped up big with four tackles (three solo), two sacks for 27 yards and a fumble recovery. Both of his sacks were in the second half. The first came in the third quarter when he sacked Jamarr Robinson for a loss of 19 yards as the Terrapins went for it on fourth down. His second sack, for a loss of eight yards, came in the fourth quarter.

For his 47-game career, Berry owns 110 tackles, including seven sacks, 17 tackles for loss, two forced fumbles, eight fumble recoveries and five pass breakups.

Menacing Miller

► A redshirt junior, Julian Miller was one of the stalwarts on the defensive line in 2010, finishing as the Mountaineers' sixth-leading tackler with 54 tackles, including 28 unassisted stops, nine sacks, 14 tackles for loss, a forced fumble and three pass breakups.

He recorded three sacks against Rutgers. At Louisville, he was WVU's second-leading tackler with six, including four solo stops and two tackles for loss. Against Cincinnati, he finished with four tackles, including three solo tackles, 1.5 sacks and a quarterback hurry. He finished with four tackles and a sack against Pitt and NC State. He also had a forced fumble at Pitt.

He posted his best game of the season and led the Mountaineers at Connecticut with nine tackles, including six solo and one tackle for loss. Against Syracuse, Miller posted five assisted tackles. He helped aid the WVU defense in shutting down USF as he posted five tackles, including two tackles for loss. Late in the fourth quarter, Miller added a final blow with a sack on the Bulls' quarterback Bobby Eveld.

Through 39 career games, he has registered 128 tackles, including 21.5 sacks, 31.5 tackles for loss, nine pass breakups, two forced fumbles and a fumble recovery. Miller is currently No. 4 on WVU's career sack list and tied for No. 5 on the all-time tackle for loss list.

Scoring Defense

► West Virginia held its opponents to 13.5 points per game during the 2010 season. The Mountaineers are No. 1 in the BIG EAST and No. 3 nationally.

WVU registered the lowest scoring defense since the 1996 team held its opponents to 13.0 points per game.

The Mountaineers pitched a shutout against Coastal Carolina in game one, marking the first time since 2005 (Cincinnati) that WVU completed a shutout.

WVU gave up a season-high 23 points against NC State, 21 at Marshall, 17 against Maryland, 20 at LSU, 10 against UNLV, Cincinnati, at Louisville and at Pitt, six against USF, 19 against Syracuse, 16 at UConn and 14 against Rutgers.

West Virginia was the only team in the nation that didn't give up more than 23 points in a game during the 2010 season and was the only one that didn't give up 30 points in at least one game.

Defensive Three-and-Outs

► West Virginia's defense was one of the top units in the nation this season in forcing its opponents into giving up the football in three plays or less. In the Mountaineers' 13 games, they forced their opponents to give up the ball in three plays or less 59 times, averaging 4.5 stops a game.

School	Avg.	Total Three-and-Outs/GP
1. TCU	6.0	78/13
2. Ohio State	5.69	74/13
3. Texas	5.08	61/12
4. Nebraska	4.93	69/14
5. Boise State	4.92	64/13
6. West Virginia	4.54	59/13

Special Teams/Defensive Touchdowns Since 2001

2009

Glover 24 INT Return at Rutgers
Austin 98 kickoff return vs. UConn

2008

Ivy 29 INT return vs. Villanova

2007

Williams 0 fumble recovery vs. UConn
Wicks 44 fumble recovery vs. Louisville
Dykes 19 INT return vs. Syracuse

2006

Rivers 50 punt return vs. Mississippi State
Reynaud 96 kickoff return vs. Maryland

2005

Addae 40 INT return vs. Pitt
Smith 1 punt return vs. Rutgers
Lewis 77 punt return vs. East Carolina
Wicks 31 INT return vs. Syracuse

2004

Lorello 21 INT return vs. Connecticut
Wicks 34 INT return vs. Virginia Tech
Lehnortt 21 fumble return vs. James Madison
Jones 76 punt return vs. East Carolina

2003

Frazier 64 punt return vs. Temple
Jones 47 fumble return vs. Temple
Jones 49 INT return vs. Boston College
Jones 87 kickoff return vs. Boston College
Hunter 0 punt return vs. UCF

2002

Harrison 0 punt return vs. East Carolina
Estrada 43 INT return vs. Rutgers

2001

Terry 100 kickoff return vs. Maryland
Hackett 10 fumble return vs. Rutgers



Bruce Irvin

The Sack Man Ranks Among Top 10

► Defensive end Bruce Irvin was as good as advertised finishing the 2010 season as the BIG EAST leader (14) and was No. 2 in the nation. His season totals include 21 tackles, including 18 unassisted stops, 14 sacks, two pass breakups and two forced fumbles.

He ignited the home crowd with two sacks against Rutgers for a loss of seven yards and he finished with two more sacks against NC State in the Champ Sports Bowl. Irvin registered two sacks at Louisville, one against Cincinnati and had two at Connecticut on his way to leading the BIG EAST in the category.

He had a career-high three sacks against Maryland, the first time a Mountaineer has done so since Julian Miller recorded three against Louisville in 2009. Irvin posted his first career sack when he downed Maryland's Danny O'Brien for a loss of five yards at the end of the second quarter. On the same drive, Irvin collected his first career forced fumble. He then recorded two more sacks against Jamarr Robinson in the fourth quarter for a loss of 10 yards. He also posted four solo tackles and one pass breakup in the win.

In his second game with the Mountaineers, Irvin collected two tackles at Marshall. With time running out in the game, Irvin posted a solo tackle on the Thundering Herd's Martin Ward. The next play, Irvin teamed up with Keith Tandy for third-down stop, forcing a punt.

Linebacker Leader

► As the linebacker leader, redshirt senior J.T. Thomas finished his WVU career with 49 career games played and proved he was among the all-time best at West Virginia.

For the 2010 season, he was second on the team, and No. 20 in the BIG EAST, in tackles (73). Thomas also recorded 2.5 sacks, seven tackles for loss, four pass breakups, two forced fumbles and two fumble recoveries.

In his final game against NC State, he collected a game-high 10 tackles, including eight solo stops. In the Rutgers win, he recorded seven tackles to go with a forced fumble and a recovery. He was second on the team in tackles against the Scarlet Knights, and had another strong performance the week before at Pitt, finishing with four tackles, a sack for a loss of nine yards and a forced fumble.

Another top performance was against Cincinnati in which Thomas recorded six tackles, an assist on a sack, a fumble recovery and a pass breakup. At UConn, he recorded seven tackles to lead the linebackers. Against Syracuse, he was one of the defense's top performers with a five tackle and one sack effort, and against UNLV, Thomas recorded four tackles, and a tackle for loss of a six yards. Against Maryland, he had seven tackles, second-most on the team and added eight more at Marshall.

For his career, Thomas finished with 233 tackles, including six sacks, 27 tackles for loss, four forced fumbles, four fumble recoveries, two interceptions, one blocked kick and 13 pass breakups.

Anthony's Army

► Anthony Leonard's WVU career also came to a close in 2010. In his senior season, he earned the starting job at middle linebacker and put the finishing touches on a solid career.

Leonard was the Mountaineer's third leading tackler in 2010, posting 70 stops, including 42 unassisted tackles, a sack, 6.5 tackles for loss, a forced fumble and three pass breakups. He was No. 22 in the BIG EAST in tackles.

Leonard collected a season high nine tackles at Marshall, including a tackle for loss. He also had five or more tackles in eight games. He finished with five solo tackles against NC State, had seven solo tackles at Louisville and eight tackles against Syracuse.

At Pitt, Leonard seemed to be all over the field finishing with five tackles, two pass breakups and a quarterback hurry, and his best game was in the Maryland victory, where he recorded a team-best eight tackles, including four solo, and two tackles for loss. Also included was a second-quarter forced fumble and a third-quarter sack; both the sack and forced fumble were career firsts.

For his career, Leonard finished with 165 tackles, including 70 solo stops, 2.5 sacks, 11 tackles for loss, two forced fumbles and four pass breakups.

Stingy Defense

► West Virginia gave up the second fewest amount of first downs during the 2010 season.

The Mountaineers' defense has allowed 178 first downs for the season, averaging 13.7 a game. TCU led the nation, giving up an average of 12.0 a contest.

WVU gave up a season-high 21 first downs against NC State and 20 at Pitt. The Mountaineers has given up 16 first downs at Marshall and at UConn, 15 to UNLV and Cincinnati, 13 to USF and 12 at LSU and Syracuse and 11 against Rutgers. The Mountaineers gave up nine to Coastal Carolina, Maryland and Louisville.

Linebacker Extras

► Doug Rigg and Casey Vance added depth to the linebacker corps and were special team members during the 2010 season.

Vance saw early action at Pitt and made his presence felt by forcing a fumble and recording one tackle.

Both made their Mountaineer debuts against Coastal Carolina, and each recorded four tackles. Rigg also assisted on a tackle for loss.

At LSU, Rigg recorded five tackles, tied third most on the team. Both players saw extensive action in the UNLV win. Rigg finished with three tackles, while Vance had one. Rigg also made a special teams tackle against Cincinnati.

Behind Enemy Lines

► The Mountaineer defense was in full attack mode during the 2010 season, finishing with 87 tackles for loss, an average of 6.7 TFL's per game. WVU was No. 1 in the BIG EAST and tied for No. 26 in the nation.

WVU finished with seven or more tackles for loss in seven contests during the 2010 season, including a season-high 10 tackles for loss twice against USF and Rutgers.

The Mountaineers finished with nine tackles for loss against Maryland and UNLV and eight against Cincinnati and at Louisville.

Bruce Irvin and Julian Miller led WVU with 14 tackles for loss each, tying for the fifth-best single season performance in school history.

Shutout History

► Prior to the 2010 season opener, the last time the Mountaineers held their opponent scoreless was a 38-0 victory at Cincinnati on Nov. 9, 2005.

The last time WVU held an opponent scoreless at home was a 48-0 win over Rutgers on Oct. 4, 1997.

The last time that West Virginia recorded a home opening shutout was in 1991 against Pitt, when WVU won 34-0.

Robert Sands



Goode is Good

► Forced into the Mountaineers' starting lineup due to injuries, Najee Goode produced for WVU during the 2010 season.

For the 2010 season, Goode ranked third on the team in tackles for loss (8.5), and eighth on the team in total tackles (47). He also had three sacks, one forced fumble and four pass breakups.

Goode led the Mountaineers at Marshall with a team-best 10 tackles, including two solo stops. Additionally, he made an open field tackle for a loss of eight yards on Marshall's first play of the overtime session. The play ultimately led to a Marshall missed field goal, and a Mountaineer win. Goode completed the game with two tackles for loss for nine yards.

At Pitt, he collected six tackles, including five solo stops, a tackle for loss and forced a fumble. Against Syracuse, he finished with five tackles, including three solo tackles, assisted on a tackle for loss and had a quarterback hurry.

At LSU, he registered four tackles, while also adding a sack and a pass breakup. Goode had four tackles against UNLV and one pass breakup.

Goode had a tremendous game against USF, where he recorded three tackles, while also recording two sacks for a loss of 17 yards.

Lazear Finishes Career

► Senior linebacker Pat Lazear missed multiple games because of a preseason injury and made a full comeback against UNLV, where he registered three tackles in the win. He ended the season, earning the starting job for the Rutgers and NC State games.

For the 2010 season, he shows 25 total tackles in 10 games played. He finished with a season-high four tackles against USF, at UConn, Rutgers and NC State. He saw extended action at UConn and was able to record a sack. His four stops against NC State in the Champs Sports Bowl were all solo tackles.

Lazear also recorded two tackles in the win against Louisville, and totaled three tackles and a quarterback hurry at Pitt.

Sands Shutdown Safety

► Robert Sands completed his three-year standout career with the Mountaineers as he already announced he was leaving early and declaring for the NFL Draft.

The first team Sporting News All-American finished the 2010 season with 53 tackles, including 34 unassisted tackles, 1.5 sacks, 6.5 tackles for loss, a forced fumble and an interception. The junior safety had a standout performance at LSU, leading the Mountaineer defense with nine tackles, including one tackle for loss. Of those nine tackles, five were solo and four were assisted.

He closed out his collegiate career with eight solo stops against NC State in the Champs Sports Bowl, including a tackle for loss. At Pitt, he finished with three tackles and two quarterback hurries and against Cincinnati he had four solo tackles. He recorded five tackles at UConn, including four solo stops and one tackle for loss.

Against USF, he put up an impressive performance with five tackles, including one solo and four assists. He also assisted on a tackle for loss and made a momentum changing interception late in the second quarter. The interception was his first of the season and sixth of his career. He returned the interception 28 yards to the USF seven-yard line. During the Mountaineers' home opener against Coastal Carolina, Sands registered five tackles, including one for loss, four solo tackles and one assist.

In 39 career games played, Sands recorded 151 tackles, including 88 solo, 1.5 sacks, 10 tackles for loss, eight pass breakups, two forced fumbles, one fumble recovery and six interceptions.

Keith Tandy



BIG EAST Swipe Leader

► No longer a quiet player on defense, Keith Tandy emerged as a dependable cornerback for the Mountaineers.

Tandy led the BIG EAST in interceptions and was tied for No. 10 nationally in the category. He was tied for first in the conference in passes defended with 11 pass breakups and six interceptions. Tandy ranked fifth on the team in total tackles, with 57.

Against Pitt, he recorded nine tackles, eight of them solo, with one break up. At Louisville, he recorded four tackles and his sixth interception of the year.

Against Cincinnati, Tandy turned in a strong effort with a bone-jarring hit on Cincy's D.J. Woods to go along with five tackles, one TFL and his team-leading fifth interception of the season. The performance earned him the WVU defensive player of the week by the coaching staff.

Against UConn, he finished with four tackles, including three solo and one assist, and continued his high level of play against Syracuse, where he led the defense in tackles with 10.

Tandy also led the Mountaineer defense in tackles against USF with 10. He also assisted on a tackle for a loss, and forced a fumble. His third-quarter interception of B.J. Daniels marked his fourth interception in three games, and the seventh in his career. For his efforts, he was named the BIG EAST and WVU Defensive Player of the Week.

Against UNLV, Tandy recorded two interceptions, and was the first Mountaineer to have two interceptions in one game since Brandon Hogan recorded two interceptions at Connecticut on Nov. 1, 2008. For his efforts, he was named the WVU defensive player of the week by the coaching staff.

Steady Sophomore Safety

► Terence Garvin's impressive sophomore season had him leading the Mountaineer defense in tackles with 76, which ranked him No. 16 in the BIG EAST. After 13 games, his state line read 76 tackles, five TFL, four pass break ups, one sack, two fumble recoveries and one forced fumble.

In the Champs Sports Bowl, Garvin recorded five tackles and registered his second fumble recovery of the season. Against Louisville, he had four solo tackles, one sack and one TFL. He was one of six Mountaineers to record a TFL and one of three to collect a sack as the WVU defense held the Cardinals to just 26 yards rushing.

Against Cincinnati, he collected five tackles and one TFL. At UConn, he recorded seven tackles, while also forcing a fumble and had one pass breakup. In his fifth career start against UNLV, Garvin collected seven tackles, including four solo and three assists. He also assisted on a tackle for loss and registered a pass breakup. He had his first fumble recovery of his career in the first quarter against the Huskies.

He started the season strong by leading the team in tackles against Coastal Carolina with 10, including a tackle for loss, four solo tackles and six assists. He was named the defensive player of the week by the coaching staff for his performance in the season-opener, and received the honor again in the USF game.

The Cornerstone

► As a three-year starter at cornerback, Brandon Hogan proved he was one of the best in the BIG EAST Conference.

The senior jump started West Virginia's win at Pitt by intercepting Tino Sunseri on the game's fifth play and returning the ball 53 yards to the two-yard line to set up WVU's first score. His stat line in the "Backyard Brawl" showed him with six tackles, one interception, one forced fumble, one fumble recovery and one pass break up. The performance earned him the defensive champion honor as awarded by the WVU coaches and BIG EAST player of the week honors.

For the season, Hogan finished No. 4 in the BIG EAST in passes defended with six pass breakups and three interceptions. He finished No. 7 in the league in interceptions.

In WVU's win over Cincinnati, Hogan played a key role with his second interception of the season that he returned 25 yards to set up a West Virginia touchdown. At Connecticut, he had five solo tackles and registered two pass breakups and recorded a season-high six tackles, including four solo stops at Marshall.

Hogan turned in five tackles against Coastal Carolina with a pass breakup to go along with an interception in the end zone to stop a Coastal scoring threat.

In 46 career games, Hogan recorded 171 total tackles, 24 pass breakups, seven interceptions and four fumble recoveries.

BIG EAST Sack Leader

► The Mountaineer defense was the top sack force in the BIG EAST and No. 2 in the nation.

WVU collected 45 sacks, averaging 3.5 sacks a game. The Mountaineers finished with four or more sacks in seven games during the 2010 season.

Bruce Irvin led the Mountaineers, the BIG EAST and was No. 2 in the nation with 14 sacks, Julian Miller, tied for fourth in the BIG EAST and was No. 30 in the nation with nine. Scooter Berry and Sidney Glover each had four sacks, and Najee Goode and Chris Neild each finished with three.

WVU finished with its second-highest sack output against Rutgers with six, led by Miller with three and Irvin with two.

WVU collected five sacks against NC State, including two by Irvin. The Mountaineers had two sacks at Pitt and four sacks at Louisville. Miller and J.T. Thomas each had one against the Panthers and Irvin had two and Terence Garvin and Eain Smith had one each against the Cardinals. That marked the first career sacks by Garvin and Smith.

The Mountaineers finished with five sacks against Cincinnati, tying for second most this season. Miller finished with 1.5 sacks, Glover, Berry, Irvin each had one and Thomas assisted on one.

The eight sacks collected against Maryland tied the eight WVU accumulated against Pitt in 2006 and was the most since Idaho in 2000, when the WVU defense finished with 12.

Breaking Up the Pass

► Safety Sidney Glover was a steady presence in the defensive backfield for the Mountaineers. With 48 career games played, he provided the veteran leadership that helped the unit excel in 2010.

After 13 games, Glover ranked fourth on the team in tackles with 63, including four sacks, seven tackles for loss, two fumble recoveries, one forced fumble and five pass breakups. He finished No. 29 in the BIG EAST in tackles.

Glover finished his Mountaineer career with four tackles and once sack against NC State in the Champs Sports Bowl. On senior day against Rutgers, Glover led the defense with eight tackles in his final home appearance. At Pitt, Glover was strong with five total tackles, and one pass deflection as WVU held the potent Panther offense to just 78 yards rushing and 10 total points.

At UConn, he finished with five tackles, including four solo stops. Against USF, Glover had seven tackles, including six solo and one assist, to go along with one TFL and one sack. His performance against the Bulls earned him WVU defensive player of the week by the coaching staff.

WVU defensive player of the week honors also came his way against UNLV as he finished with a team-high seven tackles, including six solo.

Glover was key in the Mountaineers' comeback win at Marshall, as his fumble recovery on WVU's four-yard line halfway through the fourth quarter changed the momentum of the game in favor of the Mountaineers. Glover has recorded at least one fumble recovery in every season since 2008.

Overtime Games

► The 16-13 overtime loss at UConn marked the ninth overtime game in West Virginia history. The Mountaineers own a 5-4 record in overtime games.

West Virginia played its first overtime game against Pitt in 1997, dropping a three-overtime thriller, 41-38.

Overtime Games

Nov. 28, 1997	Pitt 41, WVU 38, 30T
Nov. 11, 2000	WVU 31, Rutgers 28, 20T
Sept. 18, 2004	WVU 19, Maryland 16 OT
Oct. 15, 2005	WVU 46, Louisville 44, 30T
Dec. 2, 2006	WVU 41, Rutgers 39, 30T
Sept. 18, 2008	Colorado 17, WVU 14 OT
Nov. 8, 2008	Cincinnati 26, WVU 23 OT
Sept. 10, 2010	WVU 24, Marshall 21 OT
Oct. 29, 2010	WVU 16, UConn 13 OT

Charting Mountaineer Players of the Week

Game	O-Champ	D-Champ	ST-Champ	O-Scout	D-Scout	BIG EAST
Coastal Carolina	Jock Sanders	Terence Garvin	Gregg Pugnetti	C.J. Huffman	Taige Redman	
at Marshall	Geno Smith Noel Devine	Anthony Leonard	Tyler Bitancurt	Willie Milhouse	Hunter Bittner	Noel Devine
Maryland	Tavon Austin Stedman Bailey	Chris Neild Bruce Irvin	Jock Sanders	Nate Majnaric	Cecil Level	Geno Smith Bruce Irvin
at LSU	Jock Sanders	Chris Neild	Cody Nutter	Pete Miller	Chris Palmer	
UNLV	Brad Starks Don Barclay Joe Madsen	Sidney Glover Keith Tandy	Gregg Pugnetti	Pete Miller	Nick Cadwell	
USF	Joe Madsen Geno Smith J.D. Woods	Entire Defense	Cody Nutter	Willie Milhouse	Trevor Demko	Keith Tandy
Syracuse	Noel Devine	Anthony Leonard	Gregg Pugnetti	Kwabena Asante	Bobby Weston	
at Connecticut	Brad Starks	Chris Neild Pat Lazear	Gregg Pugnetti	Eric Rollman	Ishmael Banks	
Cincinnati	Entire Offense	Keith Tandy	Gregg Pugnetti	Mike Calicchio	Bobby Weston	Geno Smith
at Louisville	Ryan Clarke	Entire Defense	Gregg Pugnetti	Scout Team	Scout Team	Gregg Pugnetti
at Pitt	Tavon Austin Jock Sanders	Brandon Hogan	Cody Nutter Corey Smith	Terrell Morning	Curtis Feigt	Brandon Hogan
Rutgers	Tavon Austin Geno Smith	Bruce Irvin	Jeremy Kash	Scott Frisina	Troy Gloster	J.T. Thomas

Pugnetti's Punting

► After adding depth behind All-American punters Pat McAfee and Scott Kozlowski the last three years, senior Gregg Pugnetti done an admirable job for the Mountaineers.

Pugnetti finished with 67 punts for 2,802 yards, an average of 41.8 yards per punt. He had eight punts of 50 yards or more, 23 that resulted in a fair catch, six in a touchback and placed 24 inside the opponent's 20-yard line. He ranked No. 6 in the BIG EAST and No. 48 in the nation.

For the season, he finished with at least two punts inside the opponent's 20-yard line in eight games, averaged at least 42.0 yards per punt in a game seven times and had at least one punt of 50 yards or more in five games.

He finished his career with a 43.0 yard average against NC State in the Champs Sports Bowl, hitting four punts for 172 yards and placing three inside the opponent's 20-yard line.

Pugnetti finished with a 45-yard punt in his only kick against Rutgers. At Louisville, Pugnetti dropped a pair of punts inside the 20-yard line. He totaled seven punts on the day for 314 yards, just above his average at 44.9 yards a punt. His longest for the game was a 47 yarder, but he also had three go 46 yards and one go 45 yards.

Punting six times in the Cincinnati victory, Pugnetti had a long of 46 yards and landed four inside the 20. He totaled 237 yards for the day and had one punt result in a touchback.

At UConn, Pugnetti punted six times for 257 yards, an average of 42.8 yards per punt. Of the six punts, three resulted in touchbacks and the other three landed within UConn's 15-yard line, including a 46-yard punt to the UConn-13, a 45-yard punt to the UConn-15 and a 32-yard punt downed at the UConn one-yard line.

In WVU's 20-6 conference-opening victory over USF, Pugnetti appeared on the field more than he has all season, recording eight punts for 298 yards. Averaging 37.2 yards per punt, one-fourth of Pugnetti's punts landed inside the 20, including a long of 41 yards, his final punt of the first half.

Against UNLV, Pugnetti punted five times for 222 yards, an average of 44.4. He finished with punts of 38, 39, 42, 50 and 53 yards and three which landed inside UNLV's 15-yard line. Against Maryland, Pugnetti's had a 46-yard punt and ones for 56, 39 and 17 yards. Overall, Pugnetti punted four times for 158 yards, an average of 39.5.

Pugnetti punted six times against Coastal Carolina for 295 yards, an average of 49.2. He had a 71-yard punt that was downed at the one-yard line. The punt tied Pat McAfee (vs. Cincinnati, 2007) for the 11th longest in Mountaineer history. He also pinned the Chantideers at the 1-yard line late in the fourth quarter with a 47-yard punt.

BIG EAST Players of the Week

► West Virginia had eight players named BIG EAST Players of the Week either on offense, defense or special teams.

Geno Smith leads the way for WVU being named twice, and Noel Devine was the only other offensive player of the week.

Defensively, Brandon Hogan, Bruce Irvin, Keith Tandy and J.T. Thomas were all named once and Gregg Pugnetti was named special teams player of the week after the Louisville game.

2010 Postseason Honors**Jeff Casteel**

BIG EAST Coordinator of the Year (rivals.com)

Bill Kirelawich

Defensive Line Coach of the Year (FootballScoop)

Mike Kerin

Football Operations Director of the Year (FootballScoop)

Tavon AustinAll-BIG EAST first team (rivals.com)
All-BIG EAST second team (Coaches/Phil Steele)**Don Barclay**All-BIG EAST first team (Phil Steele)
All-BIG EAST second team (Coaches/rivals.com)**Scooter Berry**

All-BIG EAST second team (Coaches/Phil Steele)

Jeff Braun

All-BIG EAST third team (Phil Steele)

Noel Devine

All-BIG EAST third team (Phil Steele)

Terence Garvin

All-BIG EAST third team (Phil Steele)

Sidney Glover

All-BIG EAST second team (Phil Steele)

Brandon HoganAll-BIG EAST first team (ESPN.com)
All-BIG EAST second team (Coaches)
All-BIG EAST second team (Phil Steele/rivals.com)**Bruce Irvin**All-BIG EAST second team (Coaches)
All-BIG EAST third team (Phil Steele)**Josh Jenkins**

All-BIG EAST second team (rivals.com/Phil Steele)

Eric JobeESPN Academic All-District
All-BIG EAST third team (Phil Steele)**Anthony Leonard**

All-BIG EAST second team (Phil Steele)

Chris NeildRivals.com All-American (third team)
Phil Steele All-American (fourth team)
ECAC All-Star Team
BIG EAST Defensive Player of the Year (rivals.com)
All-BIG EAST first team (Coaches/ESPN.com/Phil Steele)**Joe Madsen**

All-BIG EAST first team (Phil Steele)

Julian MillerAll-BIG EAST first team (ESPN.com)
All-BIG EAST second team (rivals.com/Phil Steele)**Gregg Pugnetti**

All-BIG EAST third team (Phil Steele)

Jock SandersAll-BIG EAST second team (Coaches)
All-BIG EAST third team (Phil Steele)**Robert Sands**Sporting News All-American (Sporting News)
All-BIG EAST first team (Coaches/rivals.com/ESPN.com)
All-BIG EAST third team (Phil Steele)**Geno Smith**All-BIG EAST first team (ESPN.com/rivals.com)
All-BIG EAST first team (Phil Steele)
All-BIG EAST second team (Coaches)**Keith Tandy**Rivals.com All-American (third team)
ECAC All-Star Team
All-BIG EAST first team (rivals.com/Coaches/ESPN.com)
All-BIG EAST first team (Phil Steele)**J.T. Thomas**All-BIG EAST first team (Coaches/ESPN.com/Phil Steele)
All-BIG EAST second team (rivals.com)**Kickoff Duties**

► Corey Smith finished his first year handling the team's kickoff duties and helped the unit show improvement.

Smith kicked off 64 times for 3,984 yards, an average of 62.2 yards per kick and eight touchbacks. The eight touchbacks in 2010 doubled the 2009 total of four. The average starting point for WVU's opponents is the 27-yard line, an average of 19.2 yards per return.

Last season's kickoff numbers showed an average of 56.7 yards on 67 kickoffs for 3,799 yards and four touchbacks. The Mountaineer opponent's average starting point was the 35-yard line and the average return was 24.2 yards per return.

Smith kicked the ball off twice against NC State and averaged 60.0 yards per kick. He kicked off six times at Pitt and also against Louisville. He averaged 62.0 yards per kickoff against the Panthers and with a strong wind, 56.7 yards per kickoff against Rutgers.

In the 17-10 win over Louisville, Smith had four kickoffs for 254 yards and a pair of touchbacks. Smith's opening kick of the second half soared for 70 yards, resulting in a touchback, allowing WVU's defense a three-and-out. The Mountaineers took the field and drove 31 yards in 10 plays for a field goal. Smith's second-consecutive kickoff in the quarter looked like a repeat of the first as it also went 70 yards for a touchback.

Smith averaged 65 yards a kick in six kickoffs against Cincinnati, totaling 390 yards on the day. It was the second-consecutive game Smith averaged 65 yards as he also did so at UConn. Against the Huskies, Smith had four kickoffs for 260 yards.

He recorded the most kickoffs in a game this season against UNLV as he kicked eight times for 503 yards, an average of 62.9 yards per kick, including two touchbacks. Six of his kicks travelled more than 64 yards. Smith had five kickoffs against USF for 313 yards, averaging 62.6 yards and a touchback.

Against Maryland, he kicked six times for 374 yards, including one touchback, for a 62.3 average. He finished the Marshall game with five kickoffs for 317 yards, an average of 63.4 yards per kick. Smith had three kicks that went for 64 yards, one for 67 and an opening kick of 70 yards, leading to a touchback.

Bitancurt's kicking

► After a successful rookie campaign, Tyler Bitancurt finished his second season as the Mountaineer kicker. He connected on 10-of-17 field goal attempts and hit all 41 extra point attempts in his sophomore season. Successful in converting 58.8 percent of his field goals, he was 5-of-6 from 20-29 yards out, 3-of-4 from 30-39 yards out and 2-of-7 from 40-49 yards out with a long of 43 yards during the 2010 season.

He led the team in scoring with 71 points, ranking No. 1 in the BIG EAST in PAT kicking percentage, No. 7 in kick scoring, No. 8 in field goals hit per game and No. 10 in total scoring.

He hit all five extra point attempts at Pitt and against Rutgers and his only one against NC State. In the win over Louisville, Bitancurt hit a 43-yard field goal in the third quarter to stretch the Mountaineers' lead to 17-10. He also connected on a pair of PATs in the game.

Against Cincinnati, Bitancurt continued his perfect PAT streak as he connected on all five attempts. At UConn, Bitancurt hit field goals from 36 and 42 yards and connected on his only extra point attempt, finishing with seven points.

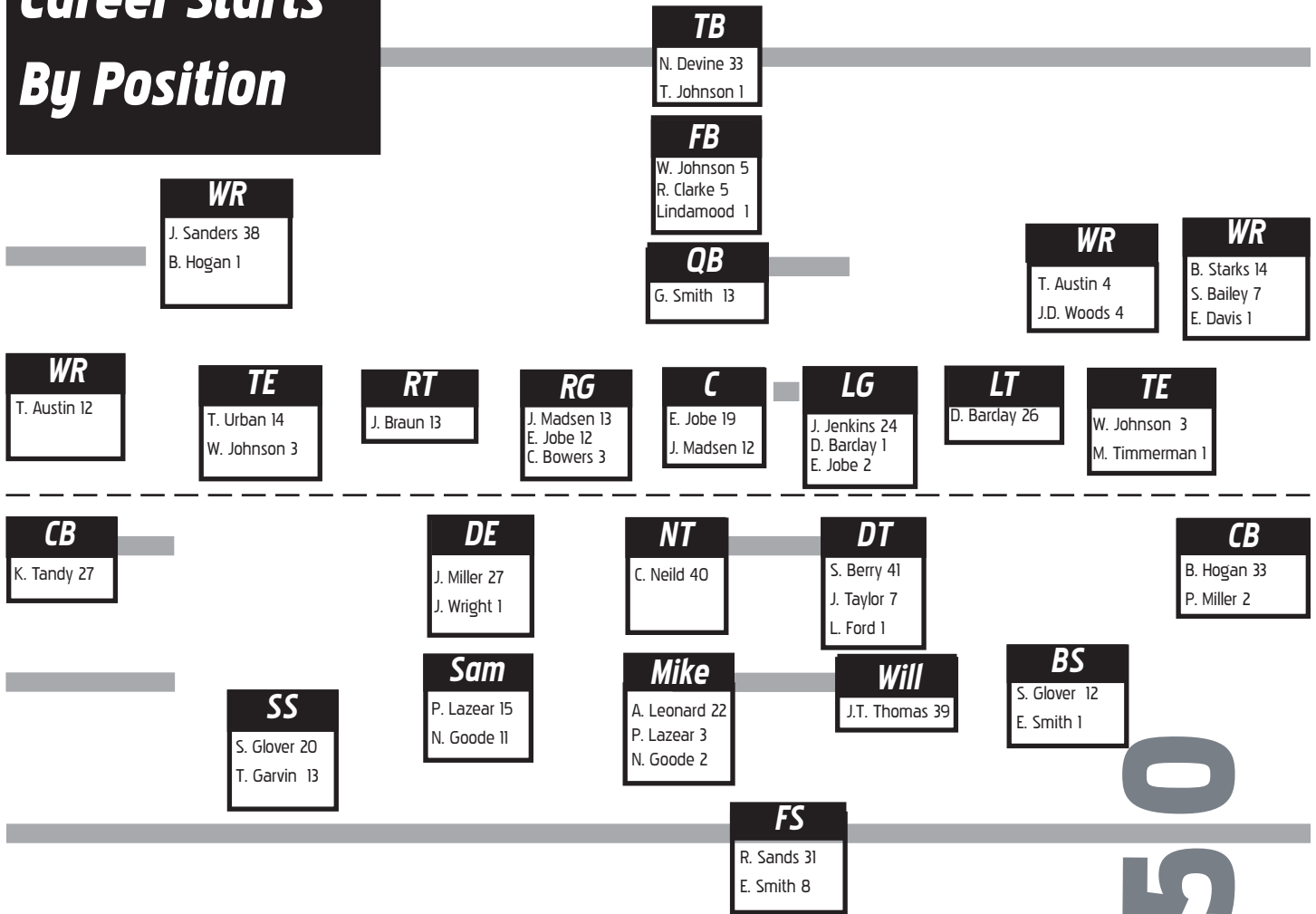
He converted a pair of extra point attempts against Syracuse and also in the conference-opening win over USF. Only five days prior to the Mountaineer victory over the Bulls, Bitancurt hit 7-of-7 of his extra point attempts in the victory over UNLV.

Providing the Mountaineers a lead they never let up against the Bulls, he put WVU on the board for the first time at the 10:20 mark in the first quarter with a 27-yard field goal. Up 17-6 with 3:25 in the third, Bitancurt was successful in a 24-yard attempt to seal the 20-6 win over USF.

Bitancurt currently sits at No. 8 on WVU's all-time field goals made list. For his career, Bitancurt is 23-of-32 on field goal attempts and 77-of-78 on extra points.

The highlight of Bitancurt's kicking game this season was the overtime game-winner at Marshall, a 20-yarder for the 24-21 win. His last game-winning field goal prior to the Marshall game was against BIG EAST rival Pitt (No. 8) last season, when he made a last-second 43-yard field goal.

Career Starts By Position



2010 Offense Game-By-Game Starters

Game	WR	WR	WR	WR	WR/TE	TE	LT	LG	C	RG	RT	FB	TB	TB/FB	QB
Coastal Carolina	Bailey	Austin	Sanders	--	--	Urban	Barclay	Jenkins	Madsen	Jobe	Braun	--	Devine	--	Smith
Marshall	Bailey	Austin	Sanders	Woods	--	--	Barclay	Jenkins	Madsen	Jobe	Braun	--	Devine	--	Smith
Maryland	Bailey	Austin	Sanders	--	--	W. Johnson	Barclay	Jenkins	Madsen	Jobe	Braun	--	Devine	--	Smith
LSU	Bailey	Austin	Sanders	--	--	W. Johnson	Barclay	Jobe	Madsen	Bowers	Braun	--	Devine	--	Smith
UNLV	Bailey	Austin	Sanders	Woods	Starks	--	Barclay	Jobe	Madsen	Bowers	Braun	--	--	--	Smith
USF	Bailey	Austin	Sanders	Woods	--	--	Barclay	Jenkins	Madsen	Jobe	Braun	--	Devine	--	Smith
Syracuse	Bailey	Austin	Sanders	--	--	W. Johnson	Barclay	Jenkins	Madsen	Jobe	Braun	--	Devine	--	Smith
UConn	Bailey	Austin	Starks	Woods	--	--	Barclay	Jenkins	Madsen	Jobe	Braun	--	Devine	--	Smith
Cincinnati	Bailey	Austin	Sanders	--	--	--	Barclay	Jenkins	Madsen	Jobe	Braun	Clarke	T. Johnson	--	Smith
Louisville	Starks	Austin	Sanders	--	--	Urban	Barclay	Jenkins	Madsen	Jobe	Braun	--	Devine	--	Smith
Pitt	--	--	--	--	Urban	Timmerman	Barclay	Jenkins	Madsen	Jobe	Braun	Lindamood	Clarke	W. Johnson	Smith
Rutgers	--	Austin	Sanders	Davis	--	--	Barclay	Jenkins	Madsen	Jobe	Braun	Clarke	Devine	--	Smith
NC State	Starks	Austin	Sanders	--	--	--	Barclay	Jenkins	Jobe	Bowers	Braun	Clarke	Devine	--	Smith

2010 Defense Game-By-Game Starters

Game	DE	NT	DT	Sam	Mike	Will	CB	SS	FS	BS	CB
Coastal Carolina	Berry	Neild	Miller	Goode	Leonard	Thomas	Hogan	Garvin	Sands	Smith	Tandy
Marshall	Berry	Neild	Miller	Goode	Leonard	Thomas	Hogan	Garvin	Sands	Glover	Tandy
Maryland	Berry	Neild	Miller	Goode	Leonard	Thomas	P. Miller	Garvin	Sands	Glover	Tandy
LSU	Berry	Neild	Wright	Goode	Leonard	Thomas	Hogan	Garvin	Sands	Glover	Tandy
UNLV	Berry	Neild	Miller	Goode	Leonard	Thomas	Hogan	Garvin	Sands	Glover	Tandy
USF	Berry	Neild	Miller	Goode	Leonard	Thomas	Hogan	Garvin	Sands	Glover	Tandy
Syracuse	Berry	Neild	Miller	Goode	Leonard	Thomas	Hogan	Garvin	Sands	Glover	Tandy
UConn	Berry	Neild	Miller	Goode	Leonard	Thomas	Hogan	Garvin	Sands	Glover	Tandy
Cincinnati	Berry	Neild	Miller	Goode	Leonard	Thomas	Hogan	Garvin	Sands	Glover	Tandy
Louisville	Berry	Neild	Miller	Goode	Leonard	Thomas	Hogan	Garvin	Sands	Glover	Tandy
Pitt	Berry	Neild	Miller	Goode	Leonard	Thomas	Hogan	Garvin	Sands	Glover	Tandy
Rutgers	Berry	Neild	Miller	Lazear	Leonard	Thomas	Hogan	Garvin	Sands	Glover	Tandy
NC State	Berry	Neild	Miller	Lazear	Leonard	Thomas	P. Miller	Garvin	Sands	Glover	Tandy

WVU's 20-yard plays in 2010

71/TD	Austin pass from Smith (Pitt)
66.....	Sanders punt return (Maryland)
60.....	Sanders kickoff return (NCST)
53/TD	Starks rush (UConn)
53.....	Hogan interception return (Pitt)
50.....	Austin kickoff return (Marshall)
50.....	Devine rush (Maryland)
48/TD	Devine rush (UNLV)
48/TD	Starks pass from Smith (UNLV)
48/TD	Sanders pass from Smith (Cincy)
48.....	Devine pass from Smith (UofL)
48.....	Devine pass from Smith (Pitt)
46.....	Starks pass from Smith (RU)
46/TD	Austin rush (RU)
43/FG	Bitancurt FG (UofL)
43.....	Austin pass from Smith (RU)
42/FG	Bitancurt FG (UConn)
41.....	Austin pass from Smith (UNLV)
39.....	Devine rush (CC)
38.....	E. Smith interception return (LSU)
38/TD	Starks pass from Smith (UNLV)
38.....	Sanders pass from Smith (Pitt)
37.....	Johnson pass from Smith (RU)
36/FG	Bitancurt FG (UConn)
34/FG	Bitancurt FG (Marshall)
33.....	Austin pass from Smith (CC)
33/FG	Bitancurt FG (Marshall)
32.....	Sanders pass from Smith (Maryland)
32.....	Bailey pass from Smith (USF)
32.....	Devine rush (SYR)
32/TD	Austin pass from Smith (Cincy)
32/TD	Bailey pass from Smith (NCST)
31.....	Sanders rush (CC)
31/TD	Starks pass from Smith (USF)
30.....	Austin pass from Smith (CC)
30.....	Bailey pass from Smith (Marshall)
30.....	Sanders kickoff return (Pitt)
29.....	Austin pass from Smith (Maryland)
29.....	Austin pass from Smith (USF)
29.....	Smith rush (UConn)
29.....	Sanders pass from Smith (RU)
28/TD	Devine rush (UNLV)
28.....	Sands interception return (USF)
28.....	Sanders pass from Smith (SYR)
28.....	Hogan kickoff return (Cincy)
28.....	Devine rush (NCST)
27.....	Sanders pass from Smith(Maryland)
27/FG	Bitancurt FG (USF)
27.....	Sanders kickoff return (NCST)
26.....	Sanders pass from Smith (Marshall)
26/TD	Bailey pass from Smith (Maryland)
26.....	Tandy interception return (UNLV)

26.....	Austin pass from Smith (RU)
26.....	Sanders pass from Smith (NCST)
25.....	Devine kickoff return (USF)
25.....	Hogan interception return (Cincy)
25.....	Austin pass from Smith (UofL)
25.....	Sanders kickoff return (Pitt)
25.....	Sanders kickoff return (Pitt)
24/FG	Bitancurt FG (USF)
24.....	Sanders kickoff return (SYR)
24.....	Hogan kickoff return (UConn)
24.....	Devine rush (Pitt)
24.....	Sanders kickoff return (RU)
23.....	Clarke Rush (Marshall)
23/FG	Bitancurt 23 FG (Maryland)
23.....	Hogan kickoff return (LSU)
23.....	Alston rush (Cincy)
22.....	Johnson pass from Smith (CC)
22.....	Austin pass from Smith (Maryland)
22.....	Davis kickoff return (LSU)
22.....	Sanders pass from Smith (UNLV)
22.....	Sanders kickoff return (UofL)
21/FG	Bitancurt FG (CC)
21.....	Austin pass from Smith (Marshall)
21.....	Woods pass from Smith (RU)
20.....	Bailey pass from Smith (Marshall)
20.....	Smith rush (Marshall)
20/FG	Bitancurt FG (Marshall)
20.....	Hogan kickoff return (LSU)
20.....	Austin Kickoff return (USF)
20.....	Sanders pass from Smith (SYR)
20.....	Bailey pass from Smith (UConn)
20.....	Austin kickoff return (NCST)

WVU Opponent's 20-yard plays in 2010

96/TD	Dobson pass from Anderson (Marshall)
80/TD	Smith pass from Robinson (Maryland)
60/TD	Smith pass from Robinson (Maryland)
60/TD	Peterson punt return (LSU)
55	Ward rush (Marshall)
55	Lindsey kickoff return (USF)
53	Tate interception return (Maryland)
53/TD	Pead rush (Cincy)
51	Knutson pass from Herring (UNLV)
49/FG	Jasper FG (LSU)
49	Hogue interception return (SYR)
49/FG	Rogers field goal (Cincy)
48	Baldwin pass from Sunseri (Pitt)
47/FG	Bonani FG (USF)
46	Carter rush (SYR)
46	Graham kickoff return (NCST)
45	Cornett rush (UNLV)
45/FG	Czajkowski FG (NCST)
44/FG	Hutchins FG (Pitt)
44/TD	Harrison pass from Dodd (RU)
43/FG	Philpott FG (UofL)
40	Moore kickoff return (UConn)
40	Moore pass from Frazier (UConn)
40/FG	Czajkowski FG (NCST)
39/FG	Teggart FG (UConn)
38/FG	Czajkowski FG (NCST)
37	Davenport 37 interception return (CC)
36/FG	Bonani FG (USF)
35/FG	Baltz FG (Maryland)
33/FG	Krautman FG (SYR)
33	Shanahan pass from Sunseri (Pitt)
32	Graham kickoff return (Pitt)
32	Deering pass from Dodd (RU)
32	Williams pass from Wilson (NCST)
31	Smith Kickoff return (Maryland)
31	Woods kickoff return (Cincy)
30	Gulley kickoff return (SYR)
29/TD	Chew pass from Nassib (SYR)
29	Lefeged kickoff return (RU)
28	Ward rush (Marshall)
28/FG	Krautman FG (SYR)
28	Woods kickoff return (Cincy)
28	Wright kickoff return (UofL)
27	Smith kickoff return (Maryland)
27	Woods kickoff return (Cincy)
27/FG	Teggart FG (UConn)
27	Robinson kickoff return (RU)
26	Evans kickoff return (Marshall)
26	Randle kickoff return (UNLV)
26/FG	Teggart FG (UConn)
26	Graham pass from Burke (UofL)
26	Graham pass from Burke (UofL)
26	Davis pass from Wilson (NCST)
25	Claiborne kickoff return (LSU)
25	Moore kickoff return (UConn)
24	Woods pass from Collaros (Cincy)
24	Brooks kickoff return (LSU)

24	Sullivan kickoff return (UNLV)
24	Kinnard kickoff return (UConn)
24/TD	Todman rush (UConn)
23	Duran pass from MacDowall (CC)
23	Edmonson pass from Anderson (Marshall)
23/FG	Jasper FG (LSU)
23	Suter kickoff return (SYR)
23	Moore kickoff return (UConn)
23	Woods kickoff return (Cincy)
23	Binns pass from Collaros (Cincy)
22	O'Neal kickoff return (CC)
22	Lindsey kickoff return (USF)
22/FG	Krautman FG (SYR)
22	Binns pass from Collaros (Cincy)
22	Sunseri rush (Pitt)
22	Thomas rush (RU)
22	Williams pass from Wilson (NCST)
21	Whitley pass from MacDowall (CC)
21	Booker kickoff return (Marshall)
21	Watkins pass from Herring (UNLV)
21	Moore kickoff return (UConn)
21	Philpott rush (UofL)
21	Saddler kickoff return (Pitt)
20	Randle pass from Jefferson (LSU)
20	Randle pass from Jefferson (LSU)
20	Harrison pass from Dodd (RU)

Scoring 20 or more in a quarter

► West Virginia's 21 points in the first quarter against UNLV marked the only time in 2010 that the Mountaineers posted 20 or more points in a quarter.

WVU has scored 20 or more points in a quarter 32 times since 2001 and has done it in two quarters of a game six different times.


Game	Year	Points	Quarter
UNLV	2010	21	1st
Auburn	2009	21	1st
North Carolina	2008	21	1st
Louisville	2008	21	3rd
UConn	2008	21	3rd
UConn	2007	21	4th
UConn	2007	21	3rd
Miss. State	2007	28	1st
at Marshall	2007	21	3rd
at Marshall	2007	21	4th
W. Michigan	2007	21	3rd
vs. Ga. Tech	2006	21	3rd
Cincinnati	2006	21	2nd
Cincinnati	2006	21	3rd
Syracuse	2006	21	3rd
at Miss. State	2006	21	4th
Maryland	2006	21	1st
vs. Georgia	2005	21	1st
Pitt	2005	21	4th
UConn	2005	21	2nd
at Maryland	2005	24	4th
James Madison	2004	21	2nd
East Carolina	2004	28	2nd
Temple	2003	21	1st
at East Carolina	2003	20	2nd
at East Carolina	2003	21	3rd
at Temple	2002	21	1st
UT-Chattanooga	2002	21	2nd
UT-Chattanooga	2002	21	4th
Rutgers	2001	28	1st
Rutgers	2001	31	2nd
Kent State	2001	21	3rd

2010 WVU Scoring Drives

Opponent	Plays	Yds	Time	Result
Coastal Carolina	16	73	8:00	Woods 4 pass from Smith
Coastal Carolina	7	55	3:30	Bitancurt 21 FG
Coastal Carolina	3	19	1:21	Sanders 17 pass from Smith
Coastal Carolina	9	75	3:13	Clarke 1 rush
Coastal Carolina	5	62	1:11	Devine 4 rush
Marshall	9	42	5:12	Bitancurt 34 FG
Marshall	8	64	2:43	Bitancurt 33 FG
Marshall	9	96	3:16	Devin 4 rush
Marshall	15	98	2:57	Johnson 5 pass from Smith
Marshall	7	22	0:00	Bitancurt 20 FG
Maryland	7	77	2:51	Austin 6 pass from Smith
Maryland	5	51	2:12	Austin 5 pass from Smith
Maryland	7	62	2:25	Bailey 26 pass from Smith
Maryland	3	8	1:10	Bailey 5 pass from Smith
Maryland	16	76	8:46	Bitancurt 23 FG
LSU	10	53	5:05	Bailey 5 pass from Smith
LSU	2	30	0:25	Sanders 13 pass from Smith
UNLV	3	80	1:01	Starks 38 pass from Smith
UNLV	4	62	1:44	Devine 28 rush
UNLV	2	30	0:46	Sanders 10 rush
UNLV	5	67	2:27	Devine 48 rush
UNLV	1	48	0:10	Starks 48 pass from Smith
UNLV	6	34	2:33	Starks 4 pass from Smith
UNLV	11	46	4:30	Lindamood 1 rush
USF	11	70	4:40	Bitancurt 27 FG
USF	9	80	4:04	Starks 31 pass from Smith
USF	1	7	0:06	Devine 11 pass from Smith
USF	14	66	6:44	Bitancurt 24 FG
SYR	9	71	3:50	Austin 6 pass from Smith
SYR	7	67	3:34	Clark 1 rush
UConn	1	53	0:08	Starks 53 rush
UConn	9	38	4:35	Bitancurt 36 FG
UConn	12	49	4:31	Bitancurt 42 FG
Cincy	1	32	0:07	Austin 32 pass from Smith
Cincy	9	51	2:22	Austin 10 pass from Smith
Cincy	1	48	0:10	Sanders 48 pass from Smith
Cincy	3	6	1:04	Sander 5 pass form Smith
Cincy	9	80	3:36	Devine 13 rush
UofL	10	78	4:25	Devine 2 rush
UofL	8	82	4:10	Clarke 2 rush
UofL	10	31	4:37	Bitancurt 43 FG
Pitt	1	2	0:05	Clarke 2 rush
Pitt	3	46	1:17	Johnson 2 pass from Smith
Pitt	3	74	1:37	Austin 71 pass from Smith
Pitt	10	67	4:44	Austin 12 pass from Smith
Pitt	11	76	5:55	Clarke 2 rush
RU	5	48	2:13	Austin 19 pass from Smith
RU	3	9	0:59	Clarke 1 rush
RU	10	91	4:48	Clarke 1 rush
RU	2	50	0:39	Austin 46 rush
RU	13	84	7:32	Clarke 3 rush
NCST	8	64	3:48	Bailey 32 pass from Smith

2010 Opponent Scoring Drives

Opponent	Plays	Yds	Time	Result
Marshall	6	80	2:17	Willson 8 pass from Anderson
Marshall	1	92	0:13	Dobson 96 pass from Anderson
Marshall	7	68	2:40	Wilson 12 pass from Anderson
Maryland	4	73	1:50	Smith pass from Robinson
Maryland	1	80	0:11	Smith pass from Robinson
Maryland	11	22	5:09	Baltz 35 FG
LSU	4	7	1:51	Ridley 1 rush
LSU	4	9	2:12	Jasper FG
LSU	0	0	0:00	Peterson punt return
LSU	14	72	7:07	Jasper FG
UNLV	9	62	4:09	Kohorst 39 FG
UNLV	9	65	3:57	Cornett 6 pass from Herring
USF	8	27	3:28	Bonani 36 FG
USF	11	50	4:45	Bonani 47 FG
SYR	6	15	2:24	Krautman 28 FG
SYR	5	62	1:53	Chew 29 pass from Nassib
SYR	7	71	3:46	Krautman 19 FG
SYR	6	31	3:08	Krautman 33 FG
SYR	4	7	0:21	Krautman 22 FG
UConn	12	63	3:22	Teggart 39 FG
UConn	14	71	5:11	Todman 24 rush
UConn	5	47	1:58	Teggart 26 FG
UConn	5	16	0:00	Teggart 27 FG/OT
Cincy	9	50	1:18	Rogers 49 FG
Cincy	4	61	1:35	Pead 53 rush
UofL	8	43	3:35	Philpott 43 FG
UofL	0	0	0:00	Brown fumble recovery
Pitt	8	59	4:01	Street pass from Sunseri
Pitt	5	48	1:02	Hutchins 42 FG
RU	12	79	6:51	Thomas 19 pass from Dodd
RU	5	58	2:24	Harrison 44 pass from Dodd
NCST	10	86	3:48	Greene 16 pass from Wilson
NCST	7	20	1:35	Czajkowski 45 FG
NCST	4	5	2:16	Czajkowski 38 FG
NCST	9	43	2:30	Czajkowski 40 FG
NCST	3	7	1:07	Williams 7 pass from Wilson



Shawne Alston

Career Single-Game Bests

Rushing Yards

Shawne Alston.....	75 vs. Cincinnati '10
Tavon Austin.....	46 vs. Rutgers '10
Barry Brunetti.....	4 vs. UNLV '10
Ryan Clarke.....	65 vs. Maryland '10
Eddie Davis.....	65 vs. E. Washington '06
Noel Devine.....	220 vs. Colorado '08
Daquan Hargrett.....	14 vs. UNLV '10
Trey Johnson.....	22 vs. Cincinnati '10
Matt Lindamood.....	16 vs. UNLV '10
Ivan McCartney.....	2 vs. UNLV '10
Jock Sanders.....	66 vs. Louisville '08
Geno Smith.....	64 vs. UConn '10
Brad Starks.....	53 vs. UConn '10
Coley White.....	7 vs. Marshall '09

Rushing Attempts

Shawne Alston.....	17 vs. Cincinnati '10
Tavon Austin.....	3 vs. Maryland '10
Barry Brunetti.....	1 vs. UNLV '10
Ryan Clarke.....	15 vs. Maryland '10
Eddie Davis.....	15 vs. E. Washington '06
Noel Devine.....	27 vs. Maryland '10
Daquan Hargrett.....	2 vs. UNLV '10
Trey Johnson.....	6 vs. UNLV '10
Matt Lindamood.....	4 vs. UNLV '10
Ivan McCartney.....	1 vs. UNLV '10
Jock Sanders.....	12 vs. Louisville '09
Geno Smith.....	15 vs. UConn '10
Brad Starks.....	2 vs. Pitt '09
Coley White.....	3 vs. Marshall '09

Rushing Touchdowns

Tavon Austin.....	1 vs. Louisville '09, Rutgers '10
Ryan Clarke.....	3 vs. Rutgers '10
Noel Devine.....	3 vs. Auburn '09
Jock Sanders.....	2 vs. Connecticut '08
Brad Starks.....	1 vs. UConn '10

Completions

Geno Smith.....	32 vs. Marshall '10
Barry Brunetti.....	3 vs. Coastal Carolina '10

Pass Attempts

Geno Smith.....	45 vs. Marshall '10
Barry Brunetti.....	5 vs. Coastal Carolina '10

Passing Yards

Geno Smith.....	352 vs. Rutgers '10
Barry Brunetti.....	6 vs. UNLV '10

Passing Touchdowns

Geno Smith.....	4 vs. Maryland, Cincinnati '10
-----------------	--------------------------------

Receptions

Shawne Alston.....	2 vs. NC State '10
Tavon Austin.....	9 vs. Marshall '10
Stedman Bailey.....	5 vs. Marshall '10
Ryan Clarke.....	1 vs. 4 teams latest Rutgers '10
Eddie Davis.....	1 vs. WMU '07
Noel Devine.....	10 vs. Marshall '10
Brandon Hogan.....	6 vs. East Carolina '07

Trey Johnson.....	1 vs. UNLV '10
Will Johnson.....	3 vs. Villanova '08
Ricky Kovatch.....	1 vs. Pitt '08
Matt Lindamood.....	1 vs. LSU '10
Ivan McCartney.....	1 vs. Rutgers '10
Jock Sanders.....	12 vs. Auburn '09
Brad Starks.....	5 vs. ECU, Cincy '09
Tyler Urban.....	2 vs. 4 teams latest CC '10
Coley White.....	2 vs. Coastal Carolina '10
J.D. Woods.....	4 vs. Syracuse '10

Receiving Yards

Shawne Alston.....	12 vs. NC State '10
Tavon Austin.....	121 vs. Rutgers '10
Stedman Bailey.....	72 vs. Marshall '10
Ryan Clarke.....	9 vs. Colorado '09, Rutgers '10
Eddie Davis.....	2 vs. WMU '07
Noel Devine.....	62 vs. Marshall '10
Brandon Hogan.....	44 vs. East Carolina '07
Trey Johnson.....	6 vs. UNLV '10
Will Johnson.....	42 vs. Syracuse '09
Ivan McCartney.....	4 vs. Rutgers '10
Ricky Kovatch.....	19 vs. Pitt '08
Matt Lindamood.....	6 vs. LSU '10
Jock Sanders.....	115 vs. Auburn '09
Brad Starks.....	100 vs. UNLV '10
Tyler Urban.....	49 vs. Liberty '09
Coley White.....	3 vs. Coastal Carolina '10
J.D. Woods.....	52 vs. Syracuse '10

Receiving Touchdowns

Tavon Austin.....	2 vs. Maryland, Cincinnati, Pitt '10
Stedman Bailey.....	2 vs. Maryland '10
Noel Devine.....	1 vs. Syracuse '09, USF '10
Will Johnson.....	1 vs. 3 teams latest Marshall '10
Jock Sanders.....	2 vs. Villanova '08, Cincinnati '10
Brad Starks.....	3 vs. UNLV '10
Tyler Urban.....	1 vs. 3 teams latest UConn '09
J.D. Woods.....	1 vs. Coastal Carolina '10

Tackles

Tyler Anderson.....	1 vs. 6 teams latest Cincinnati '10
Travis Bell.....	2 vs. UNLV '10
Scooter Berry.....	6 vs. Louisville '07, UNLV '10
Brantwon Bowser.....	3 vs. Marshall '10, LSU '10
Branko Busick.....	3 vs. UNLV '10
Will Clarke.....	1 vs. Coastal Carolina, NC State '10
Darwin Cook.....	3 vs. Coastal Carolina '10
Eddie Davis.....	2 vs. Colorado '09
Mike Dorsey.....	3 vs. UNLV '10
Larry Ford.....	3 vs. Louisville '09
Terence Garvin.....	10 vs. Coastal Carolina '10
Sidney Glover.....	10 vs. Colorado '08
Najee Goode.....	10 vs. Marshall '10
Trippe Hale.....	5 vs. Connecticut '07
Brandon Hogan.....	11 vs. ECU, Cincy '09
J.B. Lageman.....	3 vs. Coastal Carolina '10
C.J. Huffman.....	1 vs. Coastal Carolina '10
Bruce Irvin.....	4 vs. Maryland '10
Brodrick Jenkins.....	4 vs. UNLV, NC State '10
Pat Lazear.....	11 vs. Connecticut '09
Anthony Leonard.....	16 vs. Auburn '08
Julian Miller.....	9 vs. UConn '10
Pat Miller.....	7 vs. UNLV '10
Chris Neild.....	8 vs. Auburn '08
Doug Rigg.....	5 vs. LSU '10
Robert Sands.....	13 vs. Florida State '09
Eain Smith.....	6 vs. ECU '08
Lawrence Smith.....	3 vs. Liberty '09
Keith Tandy.....	10 vs. Pitt '09, USF '10, Syracuse '10
Josh Taylor.....	4 vs. UConn '09, LSU '10
J.T. Thomas.....	11 vs. Cincinnati '08
Casey Vance.....	4 vs. Coastal Carolina '10
Jorge Wright.....	3 vs. Louisville '09, LSU '10

West Virginia Bests

Rushing Yards.....	569 vs. Washington & Lee 1923
Passing Yards.....	452 vs. Missouri 1998
Total Yards.....	674 vs. Washington & Lee 1923
Total First Downs.....	36 vs. Washington & Lee 1923
Low Rushing Yards All.....	30 vs. Florida 1981
Low Passing Yards All.....	0 vs. Pitt 1981
Low Total Yards Allowed.....	14 vs. Maryland 1919
Fewest First Downs All.....	0 vs. Maryland 1919
Longest TD run.....	96 vs. N. Illinois 1986
Longest Non-TD Run.....	79 vs. Louisville 2008
Longest TD Reception.....	96 vs. Penn State 1973
Longest Non-TD Reception.....	84 vs. Miami 2003
Points (Game).....	92 vs. Marshall 1916
Victory Margin.....	89 vs. Geneva 1951

West Virginia Bests - 2010 Decade

Rushing Yards.....	254 vs. UConn '10
Passing Yards.....	352 vs. Rutgers '10
Total Yards.....	523 vs. Rutgers '10
Total First Downs.....	29 vs. Cincinnati '10
First Downs Rushing.....	19 vs. Cincinnati '10
First Downs Passing.....	16 vs. Marshall '10
Low Rushing Yards All.....	10 vs. Maryland '10
Low Passing Yards All.....	80 vs. LSU '10
Low Total Yards Allowed.....	171 vs. Louisville '10
Fewest First Downs All.....	9 vs. CC '10, Md. UofL '10
Fewest 1st Downs Rushing All.....	2 vs. Cincinnati, UofL '10
Fewest 1st Downs Passing All.....	3 vs. LSU '10
Longest TD run.....	53 vs. UConn '10
Longest Non-TD Run.....	50 vs. Maryland '10
Longest TD Reception.....	71 vs. Pitt '10
Longest Non-TD Reception.....	48 vs. Pitt '10
Points (Game).....	49 vs. UNLV '10
Points (Half).....	35 vs. UNLV '10 (First)
Points (Qtr).....	21 vs. UNLV '10 (First)
Victory Margin.....	39 vs. UNLV '10



Pat Lazear

West Virginia Bests - Stewart Era

Rushing Yards.....	376 vs. Louisville '08
Passing Yards.....	352 vs. Rutgers '10
Total Yards.....	525 vs. Oklahoma '07
Total First Downs.....	29 vs. Cincinnati '10
First Downs Rushing.....	19 vs. Cincinnati '10
First Downs Passing.....	16 vs. Marshall '10
Low Rushing Allowed.....	10 vs. Maryland '10
Low Passing Yards Allowed.....	80 vs. LSU '10
Low Total Yards Allowed.....	158 vs. Marshall '08
Fewest 1st Downs Allowed.....	9 vs. CC '10, Md. UofL '10
Fewest 1st Downs Rushing All.....	2 vs. Syracuse '09, Cincy, UofL '10
Fewest 1st Downs Passing All.....	3 vs. LSU '10
Longest TD run.....	92 vs. Syracuse '08
Longest Non-TD Run.....	79 vs. Louisville '08
Longest TD Reception.....	79 vs. Oklahoma '07
Longest Non-TD Reception.....	58 vs. Auburn '09
Points (Game).....	49 vs. UNLV '10
Points (Half).....	35 vs. UNLV '10 (First)
Points (Qtr).....	21 vs. UNLV '10 (First)
.....	21 vs. UConn '08 (Third)
.....	21 vs. Louisville '08 (Third)
.....	21 vs. North Carolina '08 (First)
.....	21 vs. Auburn '09 (First)
Victory Margin.....	39 vs. UNLV '10

2010 Single-Game Bests

Rushing Yards

Shawne Alston.....	75 vs. Cincinnati
Tavon Austin.....	46 vs. Rutgers
Barry Brunetti.....	4 vs. UNLV
Ryan Clarke.....	65 vs. Maryland
Noel Devine.....	131 vs. Maryland
Daquan Hargrett.....	14 vs. UNLV
Trey Johnson.....	22 vs. Cincinnati
Matt Lindamood.....	16 vs. UNLV
Ivan McCartney.....	2 vs. UNLV
Jock Sanders.....	31 vs. Coastal Carolina
Geno Smith.....	64 vs. UConn
Brad Starks.....	53 vs. UConn

Rushing Attempts

Shawne Alston.....	17 vs. Cincinnati
Tavon Austin.....	3 vs. Maryland
Barry Brunetti.....	1 vs. UNLV
Ryan Clarke.....	15 vs. Maryland
Noel Devine.....	27 vs. Maryland
Daquan Hargrett.....	2 vs. UNLV
Trey Johnson.....	6 vs. UNLV
Matt Lindamood.....	4 vs. UNLV
Ivan McCartney.....	1 vs. UNLV
Jock Sanders.....	2 vs. Maryland, Pitt
Geno Smith.....	15 vs. UConn
Brad Starks.....	1 vs. UConn

Rushing Touchdowns

Ryan Clarke.....	3 vs. Rutgers
Noel Devine.....	2 vs. UNLV
Matt Lindamood.....	1 vs. UNLV
Jock Sanders.....	1 vs. UNLV
Brad Starks.....	1 vs. UConn

Completions

Geno Smith.....	32 vs. Marshall
Barry Brunetti.....	3 vs. Coastal Carolina

Pass Attempts

Geno Smith.....	45 vs. Marshall
Barry Brunetti.....	4 vs. UNLV

Passing Yards

Geno Smith.....	352 vs. Rutgers
Barry Brunetti.....	6 vs. UNLV

Passing Touchdowns

Geno Smith.....	4 vs. Maryland, Cincinnati
-----------------	----------------------------

Receptions

Shawne Alston.....	2 vs. NC St.
Tavon Austin.....	9 vs. Marshall
Stedman Bailey.....	5 vs. Marshall
Ryan Clarke.....	1 vs. Maryland, Rutgers
Noel Devine.....	10 vs. Marshall
Trey Johnson.....	1 vs. UNLV
Will Johnson.....	2 vs. Marshall
Matt Lindamood.....	1 vs. LSU
Ivan McCartney.....	1 vs. Rutgers
Jock Sanders.....	10 vs. USF
Brad Starks.....	4 vs. UNLV, Cincinnati
Tyler Urban.....	2 vs. Coastal Carolina
Coley White.....	2 vs. Coastal Carolina
J.D. Woods.....	4 vs. Syracuse



Brad Starks

Receiving Yards

Shawne Alston.....	12 vs. NC St.
Tavon Austin.....	121 vs. Rutgers
Stedman Bailey.....	72 vs. Marshall
Ryan Clarke.....	9 vs. Rutgers
Noel Devine.....	62 vs. Marshall
Trey Johnson.....	6 vs. UNLV
Will Johnson.....	37 vs. Will Johnson
Matt Lindamood.....	6 vs. LSU
Ivan McCartney.....	4 vs. Rutgers
Jock Sanders.....	95 vs. Cincinnati
Brad Starks.....	100 vs. UNLV
Tyler Urban.....	5 vs. Coastal Carolina
Coley White.....	3 vs. Coastal Carolina
J.D. Woods.....	52 vs. Syracuse

Receiving Touchdowns

Tavon Austin.....	2 vs. Maryland, Cincinnati, Pitt
Stedman Bailey.....	2 vs. Maryland
Jock Sanders.....	2 vs. Cincinnati
Brad Starks.....	3 vs. UNLV
Will Johnson.....	1 vs. Marshall
J.D. Woods.....	1 vs. Coastal Carolina

Tackles

Tyler Anderson.....	1 vs. 5 teams latest Cincinnati
Travis Bell.....	2 vs. UNLV
Scooter Berry.....	6 vs. UNLV
Brantwon Bowser.....	3 vs. Marshall, LSU
Branko Busick.....	3 vs. UNLV
Will Clarke.....	1 vs. Coastal Carolina, NC State
Darwin Cook.....	3 vs. Coastal Carolina
Mike Dorsey.....	3 vs. UNLV
Larry Ford.....	1 vs. UNLV
Terence Garvin.....	10 vs. Coastal Carolina
Najee Goode.....	10 vs. Marshall
Sidney Glover.....	8 vs. Rutgers
C.J. Huffman.....	1 vs. Coastal Carolina
Tripp Hale.....	2 vs. Rutgers
Brandon Hogan.....	6 vs. Marshall, Pitt
Bruce Irvin.....	4 vs. Maryland
Brodrick Jenkins.....	4 vs. UNLV, NC State
J.B. Lageman.....	3 vs. Coastal Carolina
Pat Lazear.....	4 vs. USF, UConn, Rutgers, NC State
Anthony Leonard.....	9 vs. Marshall
Julian Miller.....	9 vs. UConn
Pat Miller.....	7 vs. UNLV
Chris Neild.....	6 vs. LSU
Doug Rigg.....	5 vs. LSU
Robert Sands.....	9 vs. LSU
Eain Smith.....	5 vs. UConn
Lawrence Smith.....	2 vs. Coastal Carolina
Keith Tandy.....	10 vs. USF, Syracuse
Josh Taylor.....	4 vs. LSU
J.T. Thomas.....	10 vs. NC State
Casey Vance.....	4 vs. Coastal Carolina
Jorge Wright.....	3 vs. LSU

2010 Home and Away

Rushing	Att-Yds-Avg	Avg/Gm
Home (6-1).....	299-1,205-4.0	172.1
Away (3-3).....	227-871-3.8	145.2
Passing	Att-Comp-Yds-TD-Int	Avg/Gm
Home (6-1).....	203-137-1,633-17-6	233.3
Away (3-3).....	179-108-1,136-7-2	189.3
Total Offense	Rush-Pass-Total	Avg/Gm
Home (6-1).....	1,205-1,633-2,838	405.4
Away (3-3).....	871-1,136-2,007	334.5
Rush Defense	Att-Yds-Avg	Avg/Gm
Home (6-1).....	213-520-2.4	74.3
Away (3-3).....	197-604-3.1	100.7
Pass Defense	Att-Comp-Yds-TD-Int	Avg/Gm
Home (6-1).....	197-111-1,091-6-8	155.9
Away (3-3).....	196-117-1,179-6-4	196.5
Total Defense	Rush-Pass-Total	Avg/Gm
Home (6-1).....	520-1,091-1,611	230.1
Away (3-3).....	604-1,179-1,783	297.2


The Last Time ...

By The Mountaineers ...

30 Rushing Attempts: 33 by Steve Slaton vs. Marshall/Sept. 2, 2006
40 Rushing Attempts: 40 by Quincy Wilson vs. Rutgers/Oct. 11, 2003
100 Rushing Yards: 122 by Noel Devine vs. Syracuse/Oct. 23, 2010
200 Rushing Yards: 220 by Noel Devine vs. Colorado/Oct. 1, 2009
75-Yard Run (no touchdown): 79 by Noel Devine at Louisville/Nov. 22, 2008
75-Yard Touchdown Run: 88 by Noel Devine vs. Pitt/Nov. 27, 2009
50-Yard Run (no touchdown): 53 by Brad Starks at UConn/Oct. 29, 2010
50-Yard Touchdown Run: 88 by Noel Devine vs. Pitt/Nov. 27, 2009
2 Rushing Touchdowns: 3 by Ryan Clarke vs. Rutgers/Dec. 4, 2010
3 Rushing Touchdowns: 3 by Ryan Clarke vs. Rutgers/Dec. 4, 2010
Double 100-Yard Rushers: by Pat White (200) and Noel Devine (154) at Louisville/Nov. 22, 2008
Double 200-Yard Rushers: by Pat White (220) and Steve Slaton (215) at Pitt/Nov. 16, 2006
30 Pass Completions: 32 by Geno Smith at Marshall/Sept. 10, 2010
20 Pass Completions: 22 by Geno Smith vs. NC State/Dec. 28, 2010
15 Pass Completions: 22 by Geno Smith vs. NC State/Dec. 28, 2010
Consecutive Completions: 13 by Geno Smith vs. USF/Oct. 14, 2010
40 Pass Attempts: 45 by Geno Smith at Marshall/Sept. 10, 2010
35 Pass Attempts: 39 by Geno Smith vs. NC State/Dec. 28, 2010
30 Pass Attempts: 39 by Geno Smith vs. NC State/Dec. 28, 2010
3 Touchdown Passes: 3 by Geno Smith at Pitt/Nov. 26, 2010
4 Touchdown Passes: 4 by Geno Smith vs. Cincinnati/Nov. 13, 2010
5 or more Touchdown Passes: 5 by Pat White vs. Villanova, Aug. 30, 2008
300 Yards Passing: 352 by Geno Smith vs. Rutgers/Dec. 4, 2010
400 Yards Passing: 429 by Marc Bulger vs. Missouri/Dec. 26, 1998
100 Yards Rushing and Passing: by Pat White (200/122) at Louisville/Nov. 22, 2008
200 Yards Rushing and Passing: by Pat White (220/204) at Pitt/Nov. 16, 2006
100 Yards Rushing and Receiving: by Steve Slaton (215/130) at Pitt/Nov. 16, 2006
300 Yards Total Offense: 396 by Geno Smith vs. Rutgers/Dec. 4, 2010
400 Yards Total Offense: 407 by Jarrett Brown vs. East Carolina/Sept. 12, 2009
10 Receptions: 10 by Jock Sanders vs. USF/Oct. 14, 2010
9 Receptions: 10 by Jock Sanders vs. USF/Oct. 14, 2010
3 Touchdown Receptions: 3 by Brad Starks vs. UNLV/Oct. 9, 2010
2 Touchdown Receptions: 2 by Tavon Austin at Pitt/Nov. 26, 2010
Two Players with 2 Touchdown Receptions: 2 by Jock Sanders and Tavon Austin vs. Cincinnati/Nov. 13, 2010
Double 100-Yard Receivers: Shawn Foreman (115) and Khori Ivy (113) at Pitt/Nov. 27, 1998
100 Yards Receiving: 121 by Tavon Austin vs. Rutgers/Dec. 4, 2010
150 Yards Receiving: 209 by Chris Henry at Syracuse/Nov. 22, 2003
200 Yards Receiving: 209 by Chris Henry at Syracuse/Nov. 22, 2003
75-Yard Touchdown Reception: 79 by Tito Gonzales from Pat White vs. Oklahoma/Jan. 2, 2008
50-Yard Touchdown Reception: 71 by Tavon Austin from Geno Smith at Pitt/Nov. 26, 2010
50-Yard Reception (no touchdown): 58 by Brad Starks from Jarrett Brown at Auburn/Sept. 19, 2009
Rushing and Receiving Touchdown: by Tavon Austin vs. Rutgers/Dec. 4, 2010
2 Rushing and 2 Receiving Touchdowns: by Steve Slaton at Pitt/Nov. 16, 2006
Kickoff Return For Touchdown: 98 yards by Tavon Austin vs. UConn/Oct. 24, 2009
Returned Opening Kick for a Touchdown: 98 yards by Tavon Austin vs. UConn/Oct. 24, 2009
Punt Return For Touchdown: 50 yards by Vaughn Rivers at Mississippi State/Oct. 7, 2006
Punt Blocked and Returned For Touchdown: 1 yard by Thandi Smith (blocked, picked up and returned) at Rutgers/Oct. 8, 2005
Punt Blocked: by Kent Richardson at Rutgers/Dec. 5, 2009
Punt Blocked For Touchdown: Blocked by Jerry White and recovered by Joe Hunter vs. UCF/Nov. 1, 2003
Interception Return For Touchdown: 24 yards by Sidney Glover at Rutgers/Dec. 5, 2009
Interception Return For Touchdown by a Defensive Lineman: 19 yards by Keilen Dykes at Syracuse/Oct. 6, 2007
Two Interceptions Returned For Touchdown: by Shawn Hackett (41) and Grant Wiley (22) vs. Boston College/Sept. 2, 2000
50-Yard Field Goal: 52 yards by Pat McAfee vs. Cincinnati/Nov. 8, 2008
Field Goal Blocked: by Mike Lorello vs. Syracuse/Oct. 21, 2004
Missed an Extra Point: by Tyler Bitancourt at Auburn/Sept. 19, 2009
Two Interceptions in a Game: 2 by Keith Tandy vs. UNLV/Oct. 9, 2010
Three Interceptions in a Game: 3 by Vann Washington vs. Louisiana Tech/Oct. 29, 1994
Four Interceptions in a Game: 4 by Mike Slater vs. Kentucky/Nov. 1, 1969
Intercepted Fumble Returned For Touchdown: no instance yet found
Fumble Recovered/Returned For Touchdown: 44 yards by Eric Wicks vs. Louisville/Nov. 8, 2007
Fumble Recovered For Touchdown: 0 yards by Reed Williams vs. Connecticut/Nov. 24, 2007
Two-Point Conversion By Rush: Pat White vs. Cincinnati/Nov. 8, 2008
Two-Point Conversion By Pass: Jock Sanders from Geno Smith at Marshall/Sept. 10, 2010
Defensive Extra Point: Matt Taffoni interception return at Pitt/Oct. 15, 1994
Extra Point Blocked: by Rick Sherrod at Maryland/Sept. 29, 2001
Punt Blocked For Safety: by Phil Braxton at Temple/Sept. 29, 2000
Team Gained 300 Yards Rushing: 376 at Louisville/Nov. 22, 2008
Team Gained 400 Yards Rushing: 437 at Pitt/Nov. 16, 2006
Team Gained 500 Yards Rushing: 517 vs. Connecticut/Nov. 24, 2007
Team Failed To Gain 100 Yards Rushing: 79 vs. USF/Oct. 14, 2010
Team Failed To Gain 50 Yards Rushing: 33 vs. Virginia Tech/Oct. 6, 2001
Team Gained 300 Yards Passing: 352 vs. Rutgers/Dec. 4, 2010
Team Gained 400 Yards Passing: 452 vs. Missouri/Dec. 26, 1998
Team Failed To Gain 100 Yards Passing: 98 vs. Cincinnati/Nov. 8, 2008
Team Gained 500 Yards Total Offense: 523 vs. Rutgers/Dec. 4, 2010
Team Gained 600 Yards Total Offense: 624 against Connecticut/Nov. 24, 2007
Team Failed To Gain 200 Yards Total Offense: 177 at LSU/Sept. 25, 2010
Team Failed To Get A First Down: no instance yet found
Team Failed To Get A Rushing First Down: vs. Texas Western/Nov. 25, 1950
Team Failed To Get A Passing First Down: vs. South Carolina/Dec. 30, 1969
Team Had Six Turnovers: five interceptions, one fumble at Auburn/Sept. 19, 2009
Successful Fake Punt: 18-yard run by Zac Cooper vs. Rutgers/Oct. 4, 2008
Scored 60+ Points: 66 vs. Connecticut/Nov. 24, 2007
Scored 50+ Points: 55 at Syracuse/Oct. 6, 2007



Ryan Clarke



Tyler Bitancourt

Scored 40+ Points: 49 vs. UNLV/Oct. 9, 2010
Scored 30+ Points: 35 vs. Rutgers/Dec. 4, 2010
Shutout Recorded: 31-0 vs. Coastal Carolina/Sept. 4, 2010
Safety Scored: when Bruce Irvin sacked Cincinnati's Zach Collaros in end zone/Nov. 13, 2010
Two Safeties Scored: at Syracuse/Sept. 25, 2000
Played An Overtime Game: 16-13/L - OT at UConn/Oct. 29, 2010
Won Game Without An Offensive TD: at Syracuse/Sept. 5, 2005
Won Game Without a Rushing TD: vs. USF/Oct. 14, 2010

Versus West Virginia ...

30 Rushing Attempts: 33 by Jordan Todman of UConn/Oct. 29, 2010
100 Rushing Yards: 113 by Jordan Todman of UConn/Oct. 29, 2010
200 Rushing Yards: 204 by William Green of Boston College/Sept. 1, 2001
75-Yard Run: 84 by Joshua Cribbs of Kent State/Sept. 22, 2001
50-Yard Touchdown Run: 53 by Isaiah Pead of Cincinnati/Nov. 13, 2010
50-Yard Non-Touchdown Run: 52 by Isaiah Pead of Cincinnati/Nov. 13, 2009
3 Rushing Touchdowns: 4 by Michael Bush of Louisville/Oct. 15, 2005
2 Players Rushing for 100 Yards: by Leon Washington (195) and Lorenzo Booker (101) of Florida State/Jan. 1, 2005
20 Pass Completions: 28 by Russell Wilson of NC State/Dec. 28, 2010
30 Pass Completions: 31 by Brian Brohm of Louisville/Oct. 15, 2005
50 Pass Attempts: 52 by Cody Hawkins of Colorado/Oct. 1, 2009
40 Pass Attempts: 45 by Russell Wilson of NC State/Dec. 28, 2010
30 Pass Attempts: 45 by Russell Wilson of NC State/Dec. 28, 2010
3 Touchdown Passes: 3 by Brian Anderson of Marshall/Sept. 10, 2010
4 Touchdown Passes: 4 by Chris Todd of Auburn/Sept. 19, 2009
300 Yards Passing: 378 by Cody Endres of UConn/Oct. 24, 2009
400 Yards Passing: 419 by Rod Rutherford of Pitt/Nov. 15, 2003
100 Yards Rushing & 200 Yards Passing: by B.J. Daniels of USF (104/232)/Oct. 30, 2009
100 Yards Rushing & 100 Yards Passing: by B.J. Daniels of USF (104/232)/Oct. 30, 2009
300 Yards Total Offense: 322 by Tino Sunseri of Pitt/Nov. 26, 2010
10 Receptions: 10 by Armon Binns of Cincinnati/Nov. 13, 2010
2 Touchdown Receptions: 2 by Torrey Smith of Maryland/Sept. 18, 2010
3 Touchdown Receptions: 3 by Darvin Adams of Auburn/Sept. 19, 2009
100 Yards Receiving: 115 by Armon Binns of Cincinnati/Nov. 13, 2010
150 Yards Receiving: 157 by Marcus Easley of UConn/Oct. 24, 2009
200-Yards Receiving: 217 by Hakeem Nicks of North Carolina/Dec. 27, 2008
Double 100-Yard Receivers: Harry Douglas (116) and Mario Urrutia (113) of Louisville /Nov. 2, 2006
50-Yard Reception (no touchdown): 69 by Carlton Mitchell from B.J. Daniels of USF /Oct. 30, 2009
50-Yard Touchdown Reception: 80 by Torrey Smith by Mohamed Sanu from Jamarr Robinson of Maryland/Sept. 18, 2010
75-Yard Touchdown Reception: 80 by Torrey Smith by Mohamed Sanu from Jamarr Robinson of Maryland/Sept. 18, 2010
Rushing and Receiving Touchdown: by Mike Brown of Liberty/Sept. 5, 2009
Kickoff Return For Touchdown: 91 yards by Joe LeFeged of Rutgers/Dec. 5, 2009
Opening Kickoff Return for Touchdown: 100 yards by Mardy Gilyard of Cincinnati/ Nov. 8, 2008
Punt Return For Touchdown: 60 yards by Patrick Peterson of LSU/Sept. 25, 2010
2 Players Return Punts For Touchdown: by DeJuan Tribble (41) and Will Blackmon (71) of Boston College/Nov. 13, 2004
Punt Blocked/Recovered in End Zone For Touchdown: blocked by Alex Lewis and recovered in end zone by Kareem Timbers of Wisconsin/Aug. 30, 2003
Punt Blocked/Returned For Touchdown: blocked by Marcus Gildersleeve and returned 17 yards by Ricky Hall of Virginia Tech/Oct. 31, 1998
Interception Return For Touchdown: 15 yards by Craig Stevens of Auburn/Sept. 19, 2009
50-Yard Field Goal: 53 by Patrick Shadle of Syracuse/Oct. 11, 2008
Field Goal Blocked: by Alex Silvestro of Rutgers/Dec. 4, 2010
Blocked Field Goal Returned For Touchdown: 74 yards by Vincent Fuller of Virginia Tech/Oct. 2, 2004
Intercepted Fumble Returned For Touchdown: 75 yards by Tim Quense of Pitt/ Oct. 1, 1983
Fumble Recovered/Returned For Touchdown: 0 yards by Daniel Brown of Louisville /Nov. 20, 2010
Two-Point Conversion By Rush: by Tom Savage of Rutgers/Dec. 5, 2009
Two-Point Conversion By Pass: by Domenick Goodman from Nick Davila of Cincinnati/Nov. 11, 2006
Defensive Extra Point: has not yet occurred
Extra Point Blocked: by Micah Kimball of Virginia/Dec. 28, 2002
Punt Blocked For Safety: by Chris Nofoaiga of Idaho/Oct. 7, 2000
Team Gained 300 Yards Rushing: 301 by Florida State/Jan. 1, 2005
Team Gained 200 Yards Rushing: 221 by Florida State/Jan. 1, 2010
Team Failed To Gain 100 Yards Rushing: 63 by Rutgers/Dec. 4, 2010
Team Finished With Negative Rushing Yards: Minus-10 by Maryland/Sept. 18, 2010
Team Gained 300 Yards Passing: 378 by UConn/Oct. 24, 2009
Team Gained 400 Yards Passing: 419 by Pitt/Nov. 15, 2003
Team Failed To Gain 100 Yards Passing: 63 by Syracuse/Oct. 23, 2010
Team Gained 500 Yards Total Offense: 501 by UConn/Oct. 24, 2009
Team Failed To Gain 250 Yards Total Offense: 203 by Rutgers/Dec. 4, 2010
Team Failed To Gain 200 Yards Total Offense: 171 by Louisville/Nov. 20, 2010
Team Failed To Gain 100 Yards Total Offense: 90 by Rutgers/Oct. 12, 2002
Team Failed To Get A First Down: no instance yet found
Team Failed To Get A Rushing First Down: by Western Michigan/Sept. 7, 1996
Team Failed To Get A Passing First Down: by Pitt/Oct. 10, 1981
Successful Fake Punt: by Kyle Sullivan to Patrick Kivlehan of Rutgers, 4-yard pass/Dec. 4, 2010
Team Scored 50+ Points: 51 by Penn State/Oct. 26, 1991
Team Scored 40+ Points: 41 by Auburn/Sept. 19, 2009
Team Scored 30+ Points: 33 by Florida State/Jan. 1, 2010
Shutout Recorded: 35-0 by Virginia Tech/Oct. 6, 2001
Safety Scored: by North Carolina/Dec. 27, 2008



Scooter Berry



Brandon Hogan

Game I: The Coastal Carolina Game

No. 25/T24 West Virginia 31, Coastal Carolina 0 • Sept. 4, 2010 • Morgantown, W.Va.

West Virginia started the 2010 football season off with a 31-0 shutout of Coastal Carolina at Milan Puskar Stadium.

The stingy play of the Mountaineer defense brought the first shutout for West Virginia since 2005 and the first home shutout since 1997.

The Geno Smith era at quarterback got started on solid ground as the sophomore completed 20 of 27 passes for 216 yards and two touchdowns. Smith's passing totals were the second-best by a WVU QB in his starting debut during the last 13 seasons.

The Smith-led offense took the game's opening drive and marched 73 yards in 16 plays to get the scoring started. On fourth-and-goal, Smith connected with receiver J.D. Woods for a four-yard touchdown pass and a quick 7-0 WVU advantage.

Early in the second quarter, West Virginia extended its lead to 10-0, when kicker Tyler Bitancurt connected on a 21-yard field goal to end a seven-play, 55-yard drive.

Coastal Carolina's best chance to score in the first half came when Dominique Davenport intercepted a Smith pass and returned it 37 yards to the WVU 21-yard line. However, on the next play, WVU's Brandon Hogan intercepted Coastal quarterback Zach McDowall in the end zone to keep the Chanticleers scoreless heading into the half.

Two scores by West Virginia in the third quarter put the game away. First, Jock Sanders hauled in a 17-yard touchdown strike from Smith at the 13:32 mark, which was set up when Robert Sands forced a Chanticleer fumble on the second half kickoff, which was recovered by WVU's Darwin Cook at the Coastal 19-yard line.

With just 1:44 left in the third, fullback Ryan Clarke dove over from the one-yard line to give the Mountaineers a 24-0 lead. Clarke's score ended a strong nine-play, 75-yard drive for the Mountaineers, highlighted by Smith completions of 19 and 33 yards to his receivers.

West Virginia closed out the game's scoring with 14:11 left when tailback Noel Devine scored his first touchdown of the season and 25th of his career.

Devine's four-yard run ended a 62-yard drive by the Mountaineers, as he rushed for 55 of the 62 yards in the drive.

The Mountaineer defense halted four more Coastal Carolina possessions in the final quarter to preserve the opening day shutout that saw 68 Mountaineers play.

Aside from Smith's solid numbers, Devine totaled 111 yards rushing on 23 carries for a 4.8 yards per carry average. Devine's totals marked his 16th-career 100-yard rushing game, and WVU improved to 13-3 all-time when he rushes for 100

or more yards. Sanders rushed for 31 yards and caught a game-high eight passes for 71 yards. Receiver Tavon Austin caught five passes for 90 yards with a long of 33, while Woods' first collegiate catch was good for the game's first score.

The Mountaineer defense was led by safety Terence Garvin with 10 tackles, followed by linebacker Anthony Leonard and defensive lineman Julian Miller with six.

West Virginia rushed for 184 yards and passed for 216 to total an even 400 yards of total offense. The Mountaineer defense played a huge role in the game, holding the Chanticleers to just 63 yards rushing, 123 yards passing and 186 yards of total offense. Coastal Carolina averaged just 1.9 yards per rush and 3.1 yards per play against the veteran Mountaineer defense.

The 31-point win was the largest margin of victory for a Bill Stewart-led team at West Virginia. WVU is 59-1 in its last 60 games when scoring more than 30 points. The Mountaineers improved to 95-29-4 all-time in season openers and 93-18-2 all-time in home openers. Since the 2000 season, West Virginia is now 11-0 all-time against NCAA FCS opponents.



J.D. Woods

Scoring and Statistical Summary

	1	2	3	4	F
Coastal Carolina	0	0	0	0	0
West Virginia	7	3	14	7	31

- 1st** WVU - J.D. Woods 4 pass from Geno Smith (Tyler Bitancurt kick)
- 2nd** WVU - Bitancurt 21 FG
- 3rd** WVU - Jock Sanders 17 pass from Smith (Bitancurt kick)
WVU - Ryan Clarke 1 rush (Bitancurt kick)
- 4th** WVU - Noel Devine 4 rush (Bitancurt kick)

	CCU	WVU
First Downs	9	18
Rushes/Yards	33/63	39/184
Passing Yardage	123	216
Passes	14/27/1	23/32/1
Punts	8/281/35.1	6/295/49.2
Fumbles/Lost	1/1	2/2
Return Yardage	40	10
Penalties/Yards	6/40	3/25
Time of Possession	27:51	32:09

WVU RUSHING: Devine 23-111; **WVU PASSING:** Smith 20-27-1-216; **WVU RECEIVING:** Sanders 8-71, Austin 5-90; **WVU TACKLES (TFL/QS):** Garvin 10 (1/0), Leonard 6 (1/0), J. Miller 6 (1/0); **WVU INTERCEPTIONS:** Hogan.

CCU RUSHING: O'Neal 15-33, Height 5-26, Whitener 8-19; **CCU PASSING:** MacDowall 13-26-1-119; **CCU RECEIVING:** Duran 4-64, Whitley 3-36; **CCU TACKLES (TFL/QS):** Jacobs 11 (2/0), Stewart 8, Jolly 7; **CCU INTERCEPTIONS:** Davenport.

Attendance - 57,862

Game 2: The Marshall Game - "Friends of Coal Bowl 5"

No. 23/22 West Virginia 24, Marshall 21 (OT) • Sept. 10, 2010 • Huntington, W.Va.

West Virginia rallied from a 15-point deficit in the final 8:28 of the game to force overtime and defeat Marshall, 24-21, in the Friends of Coal Bowl.

Needing two big drives late in the fourth quarter, the Mountaineer offense responded with a nine-play, 96-yard drive, followed by an 18-play, 98-yard drive to stun the Marshall faithful and record the come-from-behind victory.

Marshall started quickly and took the opening kickoff 80 yards in just six plays for a 7-0 lead, when quarterback Brian Anderson hit Antavious Wilson on an eight-yard scoring strike. The scoring drive was highlighted by a 55-yard run by Thundering Herd tailback Martin Ward.

West Virginia responded on its first drive, marching 42 yards in nine plays and coming away with a 34-yard Tyler Bitancurt field goal to cut the Herd lead to 7-3 with 7:31 remaining in the opening quarter.

West Virginia's offense continued to move the ball in the first half, but the Mountaineer drives eventually stalled, while Marshall hit for the big play.

At the 11:15 mark of the second quarter, the Herd was backed up to its own four-yard line when Anderson unleashed a bomb and connected with receiver Aaron Dobson for a 96-yard touchdown pass, giving Marshall a 14-3 lead at the half.

West Virginia's Tavon Austin returned the second half kickoff 50 yards, but a fumble on the second play of scrimmage cost the Mountaineers a chance at points. WVU then used a Bitancurt 33-yard field goal to put the score at 14-6 in favor of the Herd, but that was all the scoring for either team in the third quarter after Marshall blocked a Bitancurt field goal attempt at the 2:35 mark.

The Herd used the blocked field goal to its advantage and marched 68 yards to open a 21-6 advantage at the start of the fourth quarter, when Anderson found Wilson for his second TD reception in the game.

The two teams traded drives before Marshall seemed in total control by forcing a Geno Smith fumble at the 10:17 mark of the fourth. But, the Mountaineers gained new life when the Herd's Tron Martinez fumbled deep in WVU territory with 8:28 left in the contest.

Nine plays later, WVU tailback Noel Devine rushed in from four yards away to cut the Herd lead to 21-13. The Mountaineer defense needed a stop and got it, as the Herd returned the ball at the 3:09 mark of the fourth with the Mountaineers 98 yards away from the end zone.

Highlighting the 15-play drive was a Smith rush for 20 yards, and the sophomore quarterback completed 9-of-12 passes in the drive, finding tight end Will Johnson in the back of the end

zone for a five-yard score with just 12 seconds left. Smith then hit Jock Sanders for the two-point conversion to complete the comeback and force overtime.

In the first overtime, WVU drove to the three, and came away with a 20-yard field goal by Bitancurt. Marshall was stopped after three plays and was forced to try a 39-yard field goal, and the game ended as Tyler Warner's attempt went wide right and silenced the Joan C. Edwards Stadium record crowd of 41,382.

Smith finished with 316 yards passing and Devine with 112 rushing as the Mountaineers totaled 469 yards of total offense. WVU collected 194 yards in 24 plays on its final two drives in regulation. Linebacker Najee Goode led the defense with 10 stops.

For the Herd, Anderson passed for 229 yards and Dobson led all receivers with 120 yards, as Marshall finished the game with 364 yards of total offense. Linebacker Mario Harvey was strong with 16 tackles.

With the win, West Virginia upped its record to 10-0 all-time against Marshall and 3-0 all-time in Huntington.



Scoring and Statistical Summary

	1	2	3	4	OT	F
West Virginia	3	0	3	15	3	24
Marshall	7	7	0	7	0	21

1st	MAR - Antavious Wilson 8 pass from Brian Anderson (Tyler Warner kick) WVU - Tyler Bitancurt 34 FG
2nd	MAR - Aaron Dobson 96 pass from Anderson (Warner kick)
3rd	WVU - Bitancurt 33 FG
4th	MAR - Wilson 12 pass from Anderson (Warner kick) WVU - Noel Devine 4 rush (Bitancurt kick) WVU - Will Johnson 5 pass from Geno Smith (Jock Sanders pass from Smith)
1OT	WVU - Bitancurt 20 FG

	WVU	MAR
First Downs	28	16
Rushes/Yards	42/153	27/135
Passing Yardage	316	229
Passes	32/45/0	20/29/0
Punts	4/155/38.8	7/282/40.3
Fumbles/Lost	4/2	3/1
Return Yardage	0	8
Penalties/Yards	8/65	7/66
Time of Possession	33:45	26:15

WVU RUSHING: Devine 23-118; **WVU PASSING:** Smith 32-45-0-316; **WVU RECEIVING:** Devine 10-62, Austin 9-85, Bailey 5-72, Sanders 5-57; **WVU TACKLES (TFL/QS):** Goode 10, Leonard 9 (1/0), Thomas 8 (1/0), Garvin 7; **WVU INTERCEPTIONS:** None.

MAR RUSHING: Ward 11-101; **MAR PASSING:** Anderson 20-29-0-229; **MAR RECEIVING:** Dobson 4-120, Smith 4-39; **MAR TACKLES (TFL/QS):** Harvey 16 (3/1), D. Brown 13, Curry 11 (3/2), O. Brown 11; **MAR INTERCEPTIONS:** None.

Attendance - 41,382

Game 3: The Maryland Game

No. 21/21 West Virginia 31, Maryland 17 • Sept. 18, 2010 • Morgantown, W.Va.

West Virginia started quickly and never looked back in defeating Maryland 31-17 in front of 60,122 fans at Milan Puskar Stadium.

West Virginia quarterback Geno Smith completed his first 10 passes, and engineered four scoring drives en-route to a 28-0 lead.

The Mountaineer defense held Maryland to -10 yards rushing, while collecting eight sacks for a loss of 65 yards and nine total tackles for a loss of 66 yards in a strong overall performance for the Mountaineers.

By taking the game's opening drive 77 yards in seven plays, West Virginia jumped out to a 7-0 lead, when Smith hit receiver Tavon Austin in the corner of the end zone for a six-yard scoring pass.

On its next possession, West Virginia went up 14-0 when Smith found Austin in the same corner, this time from five-yards out at the 8:09 mark of the first quarter. This drive accounted for 51 yards in five plays.

In the second quarter, West Virginia extended its lead to 21-0 at the 12:35 mark, when Smith threw his third touchdown pass in the game, a 26-yard strike to Stedman Bailey, to end a 62-yard drive, and give the Mountaineers a 21-0 lead at the half.

The first half was totally dominated by the Mountaineers and not only on the scoreboard. WVU out rushed the Terrapins 119-2 and out passed the Terps 226-61 in building up the 21-point cushion.

The storyline continued at the start of the second half. After forcing Maryland to punt on downs, West Virginia's Jock Sanders returned a punt 66 yards to set up WVU's fourth score in the game. Smith connected on his fourth touchdown pass in the contest, when he hit Bailey from five-yards out for a 28-0 West Virginia advantage.

Down 28, Maryland came to life and scored 17 unanswered points to make the game interesting in the fourth quarter.

Terp quarterback Jamarr Robinson connected with receiver Torrey Smith for a 60-yard touchdown reception, and then followed two drives later with an 80-yard touchdown bomb to Smith to cut the deficit to 28-14 heading into the fourth quarter.

After Maryland intercepted a WVU trick pass from Sanders, the Terps were in business again and came away with a 35-yard field goal by Travis Baltz to put the score at 28-17 in favor of WVU with 11:59 left in the game.

However, the trick plays were over and the West Virginia offense embarked on a power drive that essentially put the game away. The Mountaineers used up 8:46 of clock in a 16-play, 76-yard drive that ended with a 23-yard Tyler Bitancurt field goal for a 31-17 lead.

Fullback Ryan Clarke was key in the drive as he accounted for 43 of the 76 yards, and rushed on eight-straight plays to power the West Virginia offense down the field and put the game away.

Smith finished with four touchdown passes and 268 yards passing, while Noel Devine turned in 131 yards, giving him three straight 100-yard games to start the season. Austin led the WVU receivers with 106 yards receiving, and linebacker Anthony Leonard led the defense with eight tackles as five different players collected TFLs and sacks against the Terps.

Robinson passed for 227 yards, and Smith had three catches for 149 yards to lead Maryland, while the Terp defense was paced by the strong performance of Alex Wujciak with 16 stops.

West Virginia rushed for 201 yards and passed for 268 to total 469 yards of total offense. Maryland ended with -10 yards on the ground and 227 passing to total 217 yards of total offense against the stingy WVU defense.

The win gave the Mountaineers their fifth-straight victory, a school best, in the series over Maryland and a 24-21-2 overall record against the Terrapins.



Scoring and Statistical Summary

	1	2	3	4	F
Maryland.....	0	0	14	3	17
West Virginia	14	7	7	3	31

1st	WVU - Tavon Austin 6 pass from Geno Smith (Tyler Bitancurt kick)
	WVU - Austin 5 pass from Smith (Bitancurt kick)
2nd	WVU - Stedman Bailey 26 pass from Smith (Bitancurt kick)
3rd	WVU - Bailey 5 pass from Smith (Bitancurt kick)
	MD - Torrey Smith 60 pass from Jamarr Robinson (Travis Baltz)
	MD - Smith 80 pass from Robinson (Baltz kick)
4th	MD - Baltz 35 FG
	WVU - Bitancurt 23 FG

	MD	WVU
First Downs.....	9	24
Rushes/Yards.....	27/-10	55/201
Passing Yardage.....	227	268
Passes.....	13/24/0	19/30/1
Punts.....	7/317/45.3	4/158/39.5
Fumbles/Lost.....	2/1	3/2
Return Yardage.....	60	69
Penalties/Yards.....	10/77	9/66
Time of Possession.....	22:58	37:02

WVU RUSHING: Devine 27-131, Clarke 15-65; **WVU PASSING:** Smith 19-29-0-268; **WVU RECEIVING:** Austin 7-106, Sanders 6-86, Bailey 4-60; **WVU TACKLES (TFL/QS):** Leonard 8 (2/1), Thomas 7, Irvin 4 (3/3), Berry 4 (2/2), Neild 4 (1/1); **WVU INTERCEPTIONS:** None.

MD RUSHING: Meggett 9-30; **MD PASSING:** Robinson 13-24-0-227; **MD RECEIVING:** Smith 3-149; **MD TACKLES (TFL/QS):** Wujciak 16; Moten 10 (1/1); **MD INTERCEPTIONS:** Tate.

Attendance - 60,122

Game 4: The LSU Game

No. 15/12 LSU 20, No. 22/21 West Virginia 14 • Sept. 25, 2010 • Baton Rouge, La.

LSU took advantage of two West Virginia turnovers to defeat the Mountaineers, 20-14, before 92,575 fans at Tiger Stadium.

Along with the miscues, LSU also used a 60-yard punt return from Patrick Peterson to jump out to a 17-0 lead in the second quarter, before the Mountaineers got on track and made a game of it in the second half.

West Virginia had the first scoring opportunity after cornerback Keith Tandy intercepted a Jordan Jefferson pass. The WVU offense then marched 67 yards in nine plays, but came away empty when kicker Tyler Bitancurt's 28-yard field goal attempt was blocked.

The first points in the game came when the Tigers capitalized on a Mountaineer fumble at their own seven-yard line. Four plays later, Stevan Ridley powered in from one-yard away for a 7-0 LSU lead.

On its next possession, West Virginia quarterback Geno Smith was picked off by Tyrann Mathieu at the Mountaineer 41-yard line, which led to a 49-yard Tiger field goal by Josh Jasper, giving LSU a 10-0 lead at the 11:54 mark of the second quarter.

Three plays later, LSU grabbed a commanding 17-0 lead when the Tiger defense forced West Virginia to punt and Peterson returned Gregg Pugnetti's punt 60 yards for the score.

West Virginia's offense got on the scoreboard with 0:48 left in the half when Smith connected with receiver Stedman Bailey for a five-yard score, ending a 10-play, 53-yard drive and cutting the LSU lead to 17-7.

The Mountaineers capitalized on the big play early in the third quarter when defensive back Eain Smith intercepted Jefferson on the opening possession and returned the ball 38 yards to the LSU 15-yard line.

Two plays later, West Virginia cut LSU's lead to 17-14 when Smith hit for his second touchdown pass in the game, this time to receiver Jock Sanders on a 13-yard toss.

However, three points was as close as the Mountaineers would come as the Tigers extended their lead back to six, 20-14, at the 14:56 mark of the fourth quarter on Jasper's 23-yard field goal.

While the Mountaineer defense continued to hold the Tiger offense off the board for the rest of the fourth quarter, the offense could not do anything with the bigger and faster LSU defense.

Trailing just 20-14, West Virginia's offense had three possessions in the fourth quarter to try and take the lead and finish out the comeback, but could not produce any points against the vaunted Tiger defense.

Final numbers in the game showed West Vir-

ginia star tailback Noel Devine with just 37 yards on 14 carries as he battled a toe injury suffered in the first quarter. Smith finished with 119 yards passing and two scores, while Sanders led the Mountaineer receivers with five catches for 47 yards. Safety Robert Sands led the West Virginia defense with nine tackles and one tackle for loss of six yards.

For LSU, tailback Ridley finished with 116 yards rushing and one score. Jefferson passed for just 75 yards with 38 of them going to receiver Rueben Randle on his four catches. Linebacker Kelvin Sheppard led the LSU defensive effort with 11 stops.

Final totals showed West Virginia with 58 yards rushing and 119 passing for 177 yards of total offense. LSU managed just 80 yards passing against the WVU defense, but countered that with 150 yards rushing to total 230 yards of offense.

The loss dropped West Virginia to 3-1, while LSU improved to 4-0.



Stedman Bailey

Scoring and Statistical Summary

	1	2	3	4	F
West Virginia.....	0	7	7	0	14
LSU.....	7	10	0	3	20

1st	LSU - Stevan Ridley 1 rush (Josh Jasper kick)
2nd	LSU - Jasper 49 FG LSU - Patrick Peterson 60 punt return (Jasper kick) WVU - Stedman Bailey 5 pass from Geno Smith (Tyler Bitancurt kick)
3rd	WVU - Jock Sanders 13 pass from Smith (Bitancurt kick)
4th	LSU - Jasper 23 FG

	WVU	LSU
First Downs.....	14	12
Rushes/Yards.....	27/58	36/150
Passing Yardage.....	119	80
Passes.....	14/29/1	11/23/2
Punts.....	6/241/40.2	6/265/38.8
Fumbles/Lost.....	1/1	0/0
Return Yardage.....	57	90
Penalties/Yards.....	3/39	12/120
Time of Possession.....	26:07	33:53

WVU RUSHING: Devine 14-37, Clarke 7-12; **WVU PASSING:** Smith 14-29-1-119; **WVU RECEIVING:** Sanders 5-47, Austin 3-33; **WVU TACKLES (TFL/QS):** Sands 9 (1/0), Neild 6 (1/1), Thomas 6; **WVU INTERCEPTIONS:** Tandy, E. Smith.

LSU RUSHING: Ridley 20-116; **LSU PASSING:** Jefferson 10-22-2-75; **LSU RECEIVING:** Randle 4-38, Ridley 2-28, Toliver 2-14; **LSU TACKLES (TFL/QS):** Sheppard 11, Baker 8 (1/0); **LSU INTERCEPTIONS:** Mathieu.

Attendance - 92,575

Game 5: The UNLV Game

West Virginia 49, UNLV 10 • Oct. 9, 2010 • Morgantown, W.Va.

West Virginia stormed out to a 21-point first-quarter lead and never looked back in defeating UNLV, 49-10, before 58,234 fans at Milan Puskar Stadium.

It took just three plays in the game's opening possession for West Virginia to start the scoring, as sophomore quarterback Geno Smith connected with receiver Brad Starks for a 38-yard scoring toss, giving WVU a 7-0 lead.

On its next possession, the Mountaineers scored again when senior tailback Noel Devine broke loose for a 28-yard scamper for a 14-0 lead with 10:31 left.

The Mountaineers would add another score before the opening stanza ended at the 4:42 mark when Jock Sanders raced in from 10-yards away for a 21-0 WVU lead. The score was set up by an interception from Keith Tandy, his first of two in the game.

Second-quarter action saw the Mountaineers add 14 more points to their total. At the 9:49 mark, Devine broke loose for a 48-yard scoring jaunt to end a five play, 67-yard drive, and Starks caught his second touchdown pass in the game, when Smith found him 48-yards down field for a 35-0 West Virginia lead at the intermission.

Like he did in the first half, Starks started the scoring in the second. Tandy recorded his second interception to stop the Rebels' first drive, and Smith found Starks from four yards out, for a 42-0 West Virginia advantage.

Starks became the first Mountaineer to record three touchdown receptions in a game since 1977, and just the third all-time in school history, tying a school-record for touchdown receptions in a game. Starks became just the second player and first Mountaineer to record three touchdown receptions in the 31-year history of Milan Puskar Stadium.

With West Virginia up 42-0, UNLV scored the next 10 points to wipe away any chance of a WVU shutout. Kicker Nolan Kohorst converted on a 39-yard field goal with just 0:24 seconds left in the third, before the Rebels scored their only touchdown with 9:40 left in the contest, when Tim Cornett hauled in a six-yard scoring pass from Caleb Herring.

West Virginia ended the scoring with 5:09 remaining, when fullback Matt Lindamood scored his first career touchdown on a one-yard run, giving the Mountaineers their most points scored under Bill Stewart and their largest margin of victory under the third-year head coach.


West Virginia ended up playing 68 players in the game and was led by Devine in rushing with 84 yards on three carries. Smith had a strong day passing, completing 12-of-16 passes for 220 yards and three touchdowns. Starks' career day ended

with four catches for 100 yards and the three touchdown receptions. West Virginia's defensive effort was led by Sidney Glover, Pat Miller and Terence Garvin, all with seven tackles in the victory.

For UNLV, the Rebels received 58-yards rushing from Cornett and 48 from Deante Purvis. Quarterback Omar Clayton passed for 79 yards before being relieved by Caleb Herring, who finished with 101 yards passing. Receiver Austin Harrington led the Rebels with 34 yards receiving, while the defense was paced by John Therrell, Tani Maka, Ronnie Paulo and Calvin Randleman with four tackles each.

Final totals in the game showed West Virginia with 219 yards rushing and 226 passing for 445 yards of total offense. UNLV finished with 96 yards on the ground and 180 through the air for 276 yards of offense.

The win finished the non-conference portion of WVU's 2010 schedule, with the Mountaineers going 4-1. Stewart improved to 13-4 overall and 11-0 at home in non-conference play.



Brad Starks

Scoring and Statistical Summary

	1	2	3	4	F
UNLV.....	0	0	3	7	10
West Virginia.....	21	14	7	7	49

- 1st** WVU - Brad Starks 38 pass from Geno Smith (Tyler Bitancurt kick)
 WVU - Noel Devine 28 rush (Bitancurt kick)
 WVU - Jock Sanders 10 rush (Bitancurt kick)
- 2nd** WVU - Devine 48 rush
 WVU - Starks 48 pass from Smith (Bitancurt kick)
- 3rd** WVU - Starks 4 pass from Smith (Bitancurt kick)
 UNLV - Nolan Kohorst 39 FG
- 4th** UNLV - Tim Cornett 6 pass from Caleb Herring (Kohorst kick)
 WVU - Matt Lindamood 1 rush (Bitancurt kick)

	UNLV	WVU
First Downs.....	15	16
Rushes/Yards.....	40/96	33/219
Passing Yardage.....	180	226
Passes.....	20/32/2	13/20/0
Punts.....	5/216/43.2	5/222/44.4
Fumbles/Lost.....	2/0	1/0
Return Yardage.....	7	41
Penalties/Yards.....	4/43	8/68
Time of Possession.....	36:03	23:57

WVU RUSHING: Devine 3-84; **WVU PASSING:** Smith 12-16-0-220; **WVU RECEIVING:** Starks 4-100, Austin 3-52; **WVU TACKLES (TFL/QS):** Glover 7 (1/1), Miller 7 (1/0), Garvin 7 (1/1); **WVU INTERCEPTIONS:** Tandy (2).

UNLV RUSHING: Cornett 12-56, Purvis 17-48; **UNLV PASSING:** Clayton 12-18-1-79, Herring 8-14-1-101; **UNLV RECEIVING:** Harrington 3-34, Cornett 3-18; **UNLV TACKLES (TFL/QS):** Therrell 4, Maka 4, Paulo 4, Randleman 4; **UNLV INTERCEPTIONS:** None.

Attendance - 58,234

Game 6: The USF Game

No. 25/25 West Virginia 20, USF 6 • Oct. 14, 2010 • Morgantown, W.Va.

Behind a strong defensive effort, West Virginia won its BIG EAST season-opener with a 20-6 victory over South Florida in front of a Thursday night ESPN audience.

The stingy Mountaineer defense held a potent USF offense to just two field goals. At the half, the Bulls had 94 total yards as the WVU defense gave the Mountaineer offense a chance to capitalize early.

West Virginia's offense took advantage of the strong defensive effort and jumped out to a 10-0 first quarter lead. WVU sophomore kicker Tyler Bitancurt got the scoring started on the game's opening drive, when he converted a 27-yard field goal for a 3-0 West Virginia lead. The Mountaineers moved the ball 70 yards in 11 plays.

On its second drive, West Virginia scored again, when sophomore quarterback Geno Smith threw a strike to receiver Brad Starks for a 31-yard touchdown reception and a 10-0 lead with 2:06 left. Smith moved the offense 80 yards in just nine plays for the score, and Starks caught his fourth touchdown pass in the past two games.

Early in the second quarter, it was South Florida's turn to get on the scoreboard, when the Bulls took advantage of a 55-yard kickoff return from Lamar Lindsey to the WVU 45-yard line. From there, the Bulls moved 27 yards, and kicker Maikon Bonani's 36-yard attempt was good to put the score at 10-3 with 13:33 left.

Neither team was able to do much for the remainder of the quarter until the closing minute, when USF quarterback B.J. Daniels was intercepted by Robert Sands with 0:52 left. With his 28-yard return, the Mountaineers had the ball on the USF seven-yard line.

West Virginia struck quickly as Smith completed a pass to Jock Sanders, who then lateraled it to a streaking Noel Devine for a perfect execution of the hook and ladder play and a 17-3 Mountaineer advantage at the half.

South Florida took advantage of the second half's opening drive by moving 50 yards in 11 plays and capping it off with a 47-yard field goal from Bonani, cutting its deficit to 17-6.

But that would be as close as the Bulls would come, as West Virginia answered the field goal with one of its own and then put the game in the capable hands of the Mountaineer defense.

Taking up 6:50 on the clock, West Virginia engineered a 14-play, 66-yard drive to answer the USF field goal with a 24-yarder from Bitancurt for a 20-6 lead.

The drive was kept alive by three third-down conversion passes from Smith, who at one point midway through the second to third quarters had completed 13 passes in a row to tie the WVU record with NFL standout and WVU Hall of Famer

Marc Bulger.

A 14-point lead was more than enough as the WVU defense took over and held the Bulls scoreless the rest of the way. Leading the WVU defense was cornerback Keith Tandy with 10 tackles and one interception. Tandy has collected four interceptions in the last three games. Overall, the unit collected three interceptions, 10 TFLs and five sacks. Offensively, Smith passed for 219 yards and Sanders hauled in 10 catches.

USF was led by receiver Dontavia Bogan with a game-high 11 receptions for 98 yards. Daniels finished with 119 yards passing, and DeDe Lattimore led a solid USF defensive effort with 11 stops.

West Virginia rushed for 79 yards and passed for 219 to total 298 yards of offense. South Florida was held to just 65 yards rushing and 137 passing for 202 yards of total offense.

With the win, West Virginia evened the all-time series against South Florida at 3-3, and Bill Stewart improved to 2-1 against the Bulls in three meetings and 24-9 overall at WVU.



Robert Sands

Scoring and Statistical Summary

	1	2	3	4	F
USF.....	0	3	3	0	6
West Virginia.....	10	7	3	0	20

1st	WVU - Tyler Bitancurt 27 FG WVU - Brad Starks 31 pass from Geno Smith (Bitancurt kick)
2nd	USF - Maikon Bonani 36 FG WVU - Noel Devine 11 pass from Smith (Bitancurt kick)
3rd	USF - Bonani 47 FG WVU - Bitancurt 24 FG

	USF	WVU
First Downs.....	13	15
Rushes/Yards.....	29/65	33/79
Passing Yardage.....	137	219
Passes.....	22/33/3	24/31/0
Punts.....	6/204/34.0	8/298/37.2
Fumbles/Lost.....	1/0	0/0
Return Yardage.....	1	36
Penalties/Yards.....	3/25	2/19
Time of Possession.....	27:59	32:01

WVU RUSHING: Devine 13-29, Clarke 10-27; **WVU PASSING:** Smith 24-31-0-219; **WVU RECEIVING:** Sanders 10-31, Austin 5-47; **WVU TACKLES (TFL/QS):** Tandy 10 (1/0), Garvin 7, Glover 7 (1/1); **WVU INTERCEPTIONS:** Tandy, Sands, Bowser.

USF RUSHING: Plancher 11-63; **USF PASSING:** Daniels 20-30-3-119; **USF RECEIVING:** Bogan 11-98; **USF TACKLES (TFL/QS):** Lattimore 11 (2/1), Raymond 7 (1/0), Washington 7, Young 7; **USF INTERCEPTIONS:** None.

Attendance - 54,955

Game 7: The Syracuse Game

Syracuse 19, No. 20/19 West Virginia 14, • Oct. 23, 2010 • Morgantown, W.Va.

Syracuse took advantage of three West Virginia interceptions to upset the No. 20-ranked Mountaineers, 19-14, in front of 58,122 on Homecoming at Milan Puskar Stadium.

West Virginia quarterback Geno Smith threw the first of his three interceptions on the game's third play, when Orange linebacker Doug Hogue picked off a pass on 3-and-5 and returned it nine yards to the West Virginia 26-yard line.

Syracuse managed a first down, but the Mountaineer defense held and forced the Orange to go for a 28-yard field goal, which kicker Ross Krautman converted for a 3-0 lead.

Smith and the Mountaineer offense bounced back and put together a nine-play, 71-yard scoring drive on its next possession. Smith found receiver Tavon Austin open in the back of the end zone for a six-yard scoring toss and a 7-3 WVU advantage.

The Orange answered back in a big way on its next possession. After a 30-yard kickoff return, it took just five plays for quarterback Ryan Nassib to find receiver Van Chew behind the Mountaineer secondary for a 29-yard touchdown reception and a 10-7 Orange lead with 5:21 left in the opening quarter.

West Virginia answered the score before the end of the quarter by taking advantage of a Noel Devine 32-yard run and a 17-yard completion from Smith to receiver J.D. Woods. The seven-play, 67-yard drive was capped off by a one-yard run from fullback Ryan Clarke for a 14-10 Mountaineer lead. Little did West Virginia know at the time that Clarke's touchdown would be its final points of the sunny October day.

Perhaps the key turning point in the game occurred with 1:47 left in the opening frame after the West Virginia score. Syracuse's Max Suter fumbled the ensuing kickoff, and West Virginia recovered the ball at the Orange 34-yard line.

The Mountaineers moved the ball down to the eight before Smith was intercepted in the end zone by Philip Thomas to end the scoring threat.

Second-quarter action belonged all to Syracuse as the Mountaineers could not get anything offensively going, and the Orange tacked three field goals on the board.

After Thomas' interception, Nassib marched the Orange 71 yards in just seven plays to pull within one at 14-13, when Krautman hit for a 19-yard field goal.

The two teams then traded possessions until Syracuse got on the board again at the 3:43 mark, when Krautman made good on a 33-yard field goal for a 16-14 Orange advantage. In the drive, a WVU interception by cornerback Keith Tandy was negated by a pass interference call, and the Orange proceeded to move 31 yards for

the go-ahead score.

Smith's third interception of the half came on WVU's next possession, giving the ball back to the Orange with just 0:58 left. Hogue picked off his second pass and returned it 49 yards to set up Krautman's fourth field goal, this time, from 22 yards out for a 19-14 Syracuse lead at the half.

Second-half action saw no scoring, even though WVU had a chance to win on the game's final drive, by advancing to the SU 20-yard line, but the Orange defense held.

Devine finished with 122 yards rushing and Smith totaled 178 yards passing, while Tandy had 10 tackles.

West Virginia rushed for 106 yards and passed for 178 to total 284 yards of offense. Syracuse totaled 183 yards rushing behind Delone Carter and Antwon Bailey, to go along with 63 yards passing from Nassib, for 246 yards of total offense. Hogue led the Orange defense with 10 tackles, two TFLs, one sack and two interceptions for 58 return yards.

The Syracuse win snapped WVU's eight-game winning streak in the series.



Scoring and Statistical Summary

	1	2	3	4	F
Syracuse	10	9	0	0	19
West Virginia	14	0	0	0	14

- 1st** SYR - Ross Krautman 28 FG
 WVU - Tavon Austin 6 pass from Geno Smith (Tyler Bitancourt kick)
 SYR - Van Chew 29 pass from Ryan Nassib (Krautman kick)
 WVU - Ryan Clarke 1 rush (Bitancourt kick)
- 2nd** SYR - Krautman 19 FG
 SYR - Krautman 33 FG
 SYR - Krautman 22 FG

	SYR	WVU
First Downs	12	20
Rushes/Yards	38/183	35/106
Passing Yardage	63	178
Passes	5/15/0	20/37/3
Punts	6/310/51.7	6/265/44.2
Fumbles/Lost	2/1	1/0
Return Yardage	120	9
Penalties/Yards	5/58	9/64
Time of Possession	28:12	31:48

WVU RUSHING: Devine 24-122; **WVU PASSING:** Smith 20-37-3-178; **WVU RECEIVING:** Austin 5-32, Woods 4-52, Sanders 3-53; **WVU TACKLES (TFL/QS):** Tandy 10, Leonard 8; **WVU INTERCEPTIONS:** None.

SYR RUSHING: Bailey 19-94, Carter 9-75; **SYR PASSING:** Nassib 5-15-0-63; **SYR RECEIVING:** Chew 2-46; **SYR TACKLES (TFL/QS):** Hogue 10 (2/1), Jones 8 (2/2), Thomas 8 (2/0), Smith 8; **SYR INTERCEPTIONS:** Hogue (2), Thomas.

Attendance - 58,122

Game 8: The Connecticut Game

Connecticut 16, West Virginia 13, OT • Oct. 29, 2010 • East Hartford, Conn.

Connecticut rallied from a 10-point deficit and used four Mountaineer turnovers to defeat West Virginia, 16-13, in overtime, winning for the first time in the series' history.

The Huskies had to erase deficits of 10 and three points to capture their first-ever win over the Mountaineers on a cold Friday night in East Hartford, Conn.

West Virginia started quickly behind strong defensive play, but in the end, could not overcome four turnovers in the BIG EAST encounter.

On their second possession of the game, the Mountaineer offense struck first behind the running of receiver Brad Starks, who took a handoff and rushed 53 yards for the game's first score.

On West Virginia's next possession, the Mountaineers once again moved the ball, but had a touchdown called back for an illegal chop block and had to settle for a 36-yard Tyler Bitancourt field goal and a 10-0 lead at the end of the first quarter.

The Huskies did not muster a first down until the 10:00 mark of the second quarter thanks to the play of the Mountaineer defense. However, UConn put together a drive just before halftime that accounted for 63 yards in 12 plays and ended with a 39-yard field goal from Dave Teggart to put the score at 10-3 at the half.

After a West Virginia fumble on the second half's first possession, Connecticut made the most of it with a 71-yard drive in 14 plays, capped off by a 24-yard run by tailback Jordan Todman to tie the score at 10-10 with 6:17 left in the third.

West Virginia answered right back and regained the lead just over 4:00 later with a 49-yard drive that resulted in a 42-yard field goal by Bitancourt.

The Mountaineers carried the lead into the fourth quarter, but lost it again when Connecticut recovered West Virginia's third fumble in the game and tied the score at 13 with a 26-yard field goal from Teggart at the 10:48 mark.

Each team had three possessions to try and win the game in the final 10 minutes, but could not convert, and the game went into overtime.

West Virginia had the first possession and a big gain on first-down from receiver Jock Sanders was negated because of a holding penalty. Still the Mountaineers moved all the way to the one-yard line before a Ryan Clarke fumble at the goal-line basically put the Huskies in the driver's seat.

Four plays later, Teggart converted on his third field goal in the game, from 27 yards out, to give Connecticut the win over West Virginia as Huskie fans stormed the field.


WVU sophomore quarterback Geno Smith had a solid day with 160 yards passing and a strong 64 yards rushing. Tailback Noel Devine rushed

for 67 yards as the Mountaineers had a good ground attack against the Huskies. Sanders finished with seven catches, while defensive tackle Julian Miller led the unit with nine tackles and one TFL.

Connecticut was led by running back Jordan Todman with 113 yards and one touchdown. Receiver Michael Smith caught six passes for 56 yards, while quarterback Zach Frazier passed for 166 yards. Linebacker Sio Moore led the Huskie defense with an impressive 17 tackle, three TFL, two forced fumbles and two fumble recovery performance. Out of Morre's 17 total tackles, 13 were solo stops.

West Virginia's ground game finished with a respectable 254 yards, while the Mountaineers passed for 160 to total 414 yards of offense. Connecticut's final totals stood at 112 yards rushing and 166 passing for 278 yards of total offense.

West Virginia had won on three previous trips to Rentschler Field, and suffered its first defeat on the home field of the Huskies.



Scoring and Statistical Summary

	1	2	3	4	OT	F
West Virginia.....	10	0	3	0	0	13
Connecticut.....	0	3	7	3	3	16

1st	WVU -	Brad Starks 53 rush (Tyler Bitancourt kick)
	WVU -	Tyler Bitancourt 36 FG
2nd	UConn -	Dave Teggart 39 FG
3rd	UConn -	Jordan Todman 24 rush (Teggart kick)
	WVU -	Bitancourt 42 FG
4th	UConn -	Teggart 26 FG
OT	UConn -	Teggart 27 FG

	WVU	UConn
First Downs.....	24	16
Rushes/Yards.....	47/254	41/112
Passing Yardage.....	160	166
Passes.....	22/34/0	18/29/0
Punts.....	6/257/42.8	9/382/42.4
Fumbles/Lost.....	7/4	2/0
Return Yardage.....	11	0
Penalties/Yards.....	4/35	4/59
Time of Possession.....	30:45	29:15

WVU RUSHING: Devine 16-67, Smith 15-64; **WVU PASSING:** Smith 22-34-0-160; **WVU RECEIVING:** Sanders 7-43, Austin 5-41, Bailey 4-36; **WVU TACKLES (TFL/QS):** Miller 9 (1/0), Thomas 7, Garvin 7; **WVU INTERCEPTIONS:** None.

UConn RUSHING: Todman 33-116; **UConn PASSING:** Frazier 18-29-0-166; **UConn RECEIVING:** Smith 6-56; **UConn TACKLES (TFL/QS):** Moore 17 (3/0), Agbor 8, Junior 7 (1/0); **UConn INTERCEPTIONS:** None.

Attendance - 40,000

Game 9: The Cincinnati Game

West Virginia 37, Cincinnati 10 • Nov. 13, 2010 • Morgantown, W.Va.

West Virginia broke a two-game season losing streak with a 37-10 victory over Cincinnati in front of 56,593 fans at Milan Puskar Stadium. The win also broke a two-game series losing streak to the Bearcats.

The Mountaineers put together one of their most complete games of the season as offensive fireworks matched yet another strong defensive effort to propel them to their sixth victory of the season.

A Cincinnati fumbled punt that was recovered by WVU's J.T. Thomas got the day started off for West Virginia. The Mountaineers took quick advantage of the turnover when quarterback Geno Smith threw a 32-yard touchdown to Tavon Austin on the next play for a quick 7-0 Mountaineer lead.

Two possessions later, West Virginia struck again with a nine-play 51-yard drive that ended with Smith's second scoring pass to Austin, and a 14-0 WVU lead with 4:10 left in the first quarter.

Second-quarter action saw West Virginia extend its lead, while the Mountaineer defense continued to hold the high-powered Bearcat offense in check.

Smith threw his third touchdown pass at the 8:49 mark of the second quarter, when he hit Jock Sanders for a 48-yard score.

After a Keith Tandy interception in the end zone thwarted one Bearcat scoring drive, cornerback Brandon Hogan's interception set up WVU's next score as he returned the ball 25 yards to the Cincinnati 13-yard line.

Three plays later, Smith hit Sanders on a five-yard crossing pattern in the back of the end zone for a 28-0 Mountaineer advantage.

The scoring toss marked Smith's second game this season with four touchdown passes, and it marked the second time this year that two Mountaineer receivers caught two touchdowns in the same game.

WVU punter Gregg Pugnetti kept the Bearcats bottled up with poor field position, and it paid off with 1:43 left in the first half. With Cincy backed up, the Mountaineer defense sacked QB Zach Collaros in the end zone for a safety and a 30-0 WVU lead.

As time expired to end the half, Bearcat kicker Jacob Rogers converted on a 49-yard field goal, putting the score at 30-3 at halftime.

Cincinnati started the second half strong, when it took the opening drive 61 yards for a touchdown. Tailback Isaiah Pead broke loose for a 53-yard run for the score.

West Virginia answered with the help of a roughing the passer penalty that kept the drive alive. The Mountaineers proceeded to march 80 yards in nine plays to answer the Bearcat score

when tailback Noel Devine scampered in from 13-yards out for a 37-10 West Virginia advantage.

From there, WVU's offense kept the Bearcat offense off the field as the Mountaineers held on to the ball for almost 37 minutes in the game. WVU's defense maintained its edge in the fourth quarter to lead the Mountaineers to the win.

Smith passed for 174 yards, while Devine and Shawne Alston combined for 152 yards rushing. Sanders had six catches for 95 yards, while Sidney Glover and J.T. Thomas led the impressive defensive play with six tackles each.

Pead managed 78 yards rushing, while Collaros finished with 221 yards passing for Cincy. The UC defense received 16 tackles from J.K. Schaffer.

WVU rushed for 245 yards and passed for 174 to total 419 yards of offense. WVU's defense held UC to 60 yards rushing, 221 yards passing, 0-for-12 on third down and just 281 yards of offense.

By stopping a two-game losing skid to Cincinnati, WVU improved to 15-3-1 all-time against the Bearcats. Also with the win, WVU avoided losing three games in a row for the first time since 2004.



Shawne Alston

Scoring and Statistical Summary

	1	2	3	4	F
Cincinnati.....	0	3	7	0	10
West Virginia.....	14	16	7	0	37

- 1st** WVU - Tavon Austin 32 pass from Geno Smith (Tyler Bitancurt kick)
 WVU - Austin 10 pass from Smith (Bitancurt kick)
- 2nd** WVU - Sanders 48 pass from Smith (Bitancurt kick)
 WVU - Sanders 5 pass from Smith (Bitancurt kick)
 WVU - Team Safety
 UC - Jacob Rogers 49 FG
- 3rd** UC - Isaiah Pead 53 rush (Rogers kick)
 WVU - Noel Devine 13 rush (Bitancurt kick)

	UC	WVU
First Downs.....	15	29
Rushes/Yards.....	16/60	59/245
Passing Yardage.....	221	174
Passes.....	25/45/2	15/25/1
Punts.....	8/326/40.8	6/237/39.5
Fumbles/Lost.....	2/2	1/1
Return Yardage.....	3	43
Penalties/Yards.....	10/96	2/20
Time of Possession.....	23:07	36:53

WVU RUSHING: Devine 18-77, Alston 17-75; **WVU PASSING:** Smith 15-25-1-174; **WVU RECEIVING:** Sanders 6-95, Starks 4-39, Austin 2-42; **WVU TACKLES (TFL/QS):** Glover 6 (2/1), Thomas 6 (1/1), Tandy 5 (1/0), Garvin 5 (1/0); **WVU INTERCEPTIONS:** Tandy, Hogan.

UC RUSHING: Pead 8-78; **UC PASSING:** Collaros 25-45-2-221; **UC RECEIVING:** Binns 10-115, McClung 4-28, Woods 3-32; **UC TACKLES (TFL/QS):** Schaffer 16 (1/0), Johnson 9; **UC INTERCEPTIONS:** Richardson.

Attendance - 56,593

Game 10: The Louisville Game

West Virginia 17, Louisville 10 • Nov. 20, 2010 • Louisville, Ky.

Behind a smothering defense, West Virginia gained its second road win of the season with a 17-10 BIG EAST victory over Louisville at Papa John's Cardinal Stadium.

The Mountaineer defense collected four sacks and eight tackles for loss in the victory, and held the Cardinals to just 26 yards rushing and 145 passing in yet another strong performance.

The 2010 WVU defensive unit has become one of the best in school history. Following the Louisville game, West Virginia's defensive numbers in the NCAA national rankings stood at No. 4 in rushing and total defense and No. 8 in passing defense.

The Cardinals got on the board first at the 9:59 mark of the first quarter, when kicker Chris Philpott connected on a 43-yard field goal, ending an eight-play, 43-yard drive.

However, West Virginia answered the score on the next possession with a 10-play, 78-yard drive capped off by a Noel Devine two-yard run. Big plays in the drive were a 25-yard completion from WVU quarterback Geno Smith to Tavon Austin, a 19-yard completion to J.D. Woods and an 11-yard pitch and catch to Jock Sanders all good for Mountaineer first downs to keep the drive moving.

With West Virginia holding a 7-3 lead at the 10:30 mark of the second quarter, disaster struck for the Mountaineers, when Smith was sacked on the WVU five-yard line by Rodney Gnat and fumbled the ball into the end zone, which was recovered by Louisville's Daniel Brown for the Cardinal touchdown.

But just like earlier in the game when they went down, it did not take the Mountaineers long to recover as West Virginia grabbed the lead once more on its next possession.

By putting together an eight-play, 82-yard drive, the Mountaineers were able to take a 14-10 lead in at the half, with fullback Ryan Clarke powering in from two-yards out. The big plays in the drive were a 48-yard pass from Smith to Devine, and a 13-yard completion to Woods.

The Cardinals could not score on the opening possession of the second half, and West Virginia proceeded to score the only points of the half on its first possession.

Moving 31 yards in 10 plays, WVU used a key 12-yard run by Smith to convert a third-down and get into field goal range. Tyler Bitancurt's 43-yard field goal was good for a 17-10 Mountaineer advantage with 9:30 left in the third.

From there, the Mountaineer defense took over and kept the next six Cardinal possessions at bay with three of them being three-and-outs to preserve West Virginia's seventh victory of the season and third BIG EAST win.

Devine finished with 58 yards to go along with 36 yards from Shawne Alston to lead the WVU rushing attack. Smith completed nine passes for 133 yards, while Devine also had three catches for 61 yards. Anthony Leonard totaled seven unassisted tackles as six Mountaineer defensive players recorded tackles for loss and three players registered sacks. The unit totaled eight TFL of minus 45 yards and four sacks for a loss of 34.

Louisville's leading rusher was Philpott. The kicker/punter gained 21 yards on a fake punt. Quarterback Justin Burke passed for 145 yards, and Cameron Graham led the Cardinal receivers with 95 yards. Brown had seven tackles to lead a strong Cardinal defensive performance.

Final totals showed West Virginia with 128 yards rushing and 133 passing for 261 yards of total offense. The Cardinals finished with 26 yards on the ground and 145 passing to total 171 yards of offense.

The win improved West Virginia to 10-2 against the Cardinals, and 4-1 all-time at Louisville. In BIG EAST play, WVU now has a 5-1 mark against the Cardinals and a four-game winning streak.



Bruce Irvin

Scoring and Statistical Summary

	1	2	3	4	F
West Virginia.....	7	7	3	0	17
Louisville.....	3	7	0	0	10

- 1st** UofL - Chris Philpott 43 FG
 WVU - Noel Devine 2 rush (Tyler Bitancurt kick)
- 2nd** UofL - Daniel Brown 0 fumble recovery (Philpott kick)
 WVU - Ryan Clarke 2 rush (Bitancurt kick)
- 3rd** WVU - Bitancurt 43 FG

	WVU	UofL
First Downs.....	15	9
Rushes/Yards.....	47/128	30/26
Passing Yardage.....	133	145
Passes.....	9/20/0	12/24/1
Punts.....	7/314/44.9	8/367/45.9
Fumbles/Lost.....	1/1	0/0
Return Yardage.....	33	0
Penalties/Yards.....	4/28	7/70
Time of Possession.....	31:57	28:03

WVU RUSHING: Devine 23-58, Alston 7-36, Clarke 3-22; **WVU PASSING:** Smith 9-20-0-133; **WVU RECEIVING:** Devine 3-61, Woods 2-32; **WVU TACKLES (TFL/QS):** Leonard 7 (1/0), Miller 5 (2/0), Garvin 4 (1/1), Tandy 4; **WVU INTERCEPTIONS:** Tandy.

UofL RUSHING: Philpott 1-21, Wright 13-20; **UofL PASSING:** Burke 12-24-1-145; **UofL RECEIVING:** Graham 6-95; **UofL TACKLES (TFL/QS):** Brown 7, Heath 6 (1/0), Gnat 5 (1/2), Smith 5; **UofL INTERCEPTIONS:** None.

Attendance - 51,772

Game II: The Pitt Game

West Virginia 35, Pitt 10 • Nov. 26, 2010 • Pittsburgh, Pa.

West Virginia took advantage of three Pitt turnovers to win the 103rd "Backyard Brawl," 35-10, in front of 60,562 at Heinz Field.

The 2010 edition of the "Brawl" always will be remembered for the Nike Combat uniforms that both teams wore. West Virginia's uniforms honored the proud coal mining industry of the Mountain State, while Pitt's honored the rich steel industry heritage in Pennsylvania.

The Mountaineers were able to strike first, when cornerback Brandon Hogan intercepted Pitt quarterback Tino Sunseri on the game's fifth play and returned it 53 yards to the two-yard line. WVU fullback Ryan Clarke powered in from the two-yard line for a quick 7-0 lead.

The Panthers answered back before the end of the quarter, as Sunseri engineered an eight-play, 59-yard drive to tie the game at 7-7, with an eight-yard scoring toss to Devin Street.

With Pitt driving in the second quarter, West Virginia's defense came up with a big stop by forcing a Ray Graham fumble to set up WVU's second score.

Smith hit tailback Noel Devine out of the backfield for a 48-yard pass play that setup the Mountaineers at the Pitt two-yard line. Smith then hit tight end Will Johnson for the two-yard scoring pass and a 14-7 Mountaineer lead at the half.

West Virginia received the ball first to start the second half and made the most of the possession when Smith hit receiver Tavon Austin for a huge 71-yard touchdown pass on third-and-seven for a 21-7 advantage. The play was West Virginia's longest from scrimmage on the season.

Pitt answered with a 42-yard field goal by Dan Hutchins at the 6:13 mark of the third quarter, which was set up by a 48-yard pass completion from Sunseri to Jonathan Baldwin.

However, the West Virginia offense started clicking with its running game, and Smith mixed in some timely pass completions to move the chains and take control of the game.

Before the end of the third quarter, West Virginia marched 67 yards in 10 plays to take a 28-10 lead, when Smith found Austin in the corner of the end zone for a 12-yard score. Before the pass, the Mountaineers moved the ball down field on nine straight running plays.

A third Pitt fumble early in the fourth quarter ended another Panther scoring threat, and WVU took advantage once again.

A 38-yard completion to Sanders set up Clarke's two-yard run and a 35-10 West Virginia advantage. Aside from the big catch, Sanders put himself in the WVU record books, as he became WVU's all-time leading receiver.

The Mountaineers were led by running back


Shawne Alston with 71 yards rushing, while Smith passed for 212 yards and three touchdowns on nine completions.

Sanders and Austin combined for 153 yards receiving, and the Mountaineer defense was paced by cornerback Keith Tandy with nine tackles.

The Panther running game was held to 78 total yards behind Sunseri with 38, Dion Lewis, 34 and Graham with 21 rushing yards. Sunseri passed for 284 yards, while Baldwin collected five catches for 76 yards and Mike Shanahan also hauled in five receptions for 75 yards. The Panther defense was led by Jarred Holley and Chas Alecxih with eight stops each.

West Virginia rushed for 148 yards and passed for 212 to total 360 yards of offense. Pitt totaled 78 yards on the ground and 284 through the air for 362 yards of offense.

The win improved the Mountaineers to 8-3 on the year and 4-2 in the BIG EAST. Pitt dropped to 6-5 overall and 4-2 in the conference. The victory gave West Virginia a two-game winning streak in the "Brawl."



Scoring and Statistical Summary

	1	2	3	4	F
West Virginia	7	7	14	7	35
Pitt	7	0	3	0	10

1st	WVU - Ryan Clarke 2 rush (Tyler Bitancurt kick)
	PITT - Devin Street 8 pass from Tino Sunseri (Dan Hutchins kick)
2nd	WVU - Will Johnson 2 pass from Geno Smith (Bitancurt kick)
3rd	WVU - Tavon Austin 12 pass from Smith (Bitancurt kick)
	PITT - Hutchins 42 FG
	WVU - Austin 12 pass from Smith (Bitancurt kick)
4th	WVU - Clarke 2 rush (Bitancurt kick)

	WVU	PITT
First Downs	13	20
Rushes/Yards	39/148	27/78
Passing Yardage	212	284
Passes	9/12/0	28/46/1
Punts	4/143/35.8	1/44/44.0
Fumbles/Lost	0/0	6/3
Return Yardage	82	6
Penalties/Yards	5/50	4/24
Time of Possession	26:32	33:28

WVU RUSHING: Alston 16-71, Clarke 6-28; **WVU PASSING:** Smith 9-12-0-212; **WVU RECEIVING:** Sanders 4-70, Austin 2-83; **WVU TACKLES (TFL/QS):** Tandy 9, Goode 6 (1/0), Hogan 6; **WVU INTERCEPTIONS:** Hogan.

PITT RUSHING: Sunseri 5-38, Lewis 11-34, Graham 10-21; **PITT PASSING:** Sunseri 28-46-1-285; **PITT RECEIVING:** Baldwin 5-76, Shanahan 5-75, Street 5-48; **PITT (TFL/QS):** Holley 8, Alecxih 8 (2/2); **PITT INTERCEPTIONS:** None.

Attendance - 60,562

Game 12: The Rutgers Game

No. 23/24 West Virginia 35, Rutgers 17 • Dec. 4, 2010 • Morgantown, W.Va.

West Virginia ended the 2010 regular season with a four-game winning streak by defeating Rutgers 35-14 on a cold December day in Morgantown.

Highlighting the game was the hot passing of sophomore quarterback Geno Smith, who passed for a career-high 352 yards and completed 23-of-28 passes.

The West Virginia defensive effort was equally as strong, holding the Scarlet Knights to just 63 yards rushing and just over 200 yards of total offense.

West Virginia was able to overcome three fumbles that ended potential scoring drives en-route to the win with a season-best 523 yards of offense.

The Mountaineers got the game's first and only score of the opening quarter when Smith found receiver Tavon Austin on a 19-yard scoring toss at the 8:21 mark.

Second-quarter action saw West Virginia increase its lead to 14-0, when fullback Ryan Clarke powered in from one-yard away. The score was set up when linebacker J.T. Thomas forced and recovered a Rutgers fumble at its nine-yard line.

Rutgers got on the board before the half ended at the 2:52 mark of the second quarter, when Chas Dodd hit Jordan Thomas for an 18-yard touchdown reception, ending a 79-yard Scarlet Knights drive, and cutting their deficit to 14-7 at halftime.

After holding Rutgers on the first possession of the second half, West Virginia gave itself a little breathing room with an impressive 19-play, 91-yard drive that used up nearly five minutes of the quarter. The big play was a 43-yard completion from Smith to Austin, before Clarke scored his second touchdown of the game at the 6:54 mark.

The Mountaineers extended their lead early in the fourth quarter, when Austin broke loose from the backfield for a 46-yard run and a 28-7 WVU advantage with 14:09 left.

However, the Mountaineers were not done yet and added another score with just 4:26 left in the contest when Clarke powered in from three-yards away for his third touchdown of the game to end a 13-play, 84-yard drive that consumed 7:38 off the dock. Highlighting the drive was a 43-yard completion from Smith to receiver Brad Starks.

West Virginia's five touchdowns came from two players, as Austin accounted for two (one rushing, one receiving) and Clarke totaled three rushing scores.

Rutgers closed out the scoring with a late score as Dodd found receiver Mark Harrison for a 44-yard touchdown pass to put the final totals at 35-14 in favor of West Virginia.

Smith accounted for 352 yards passing and 46 rushing for a strong 398 all-purpose yards. Austin had his second 100-yard receiving effort of his career and the season with six catches for a career-high 121 yards. Seniors Sidney Glover and J.T. Thomas led the WVU defense as they combined for 15 tackles.

For Rutgers, Dodd finished with 139 yards passing, while Thomas had 63 yards rushing. Harrison finished with three catches for 66 yards, and the Scarlet Knight defense was led by Joe Lefeged and Antonio Lowery with 11 stops each.

Final totals showed West Virginia with 171 yards on the ground and 352 through the air for 523 yards of offense. Rutgers totaled 63 yards rushing and 140 passing for 203 yards of total offense.

The win gave West Virginia a share of the BIG EAST championship and was the school's sixth overall league crown and fifth in the last eight years.

The Mountaineers finished the regular season with a 9-3 record and a 5-2 league mark. The win was the 16th straight over Rutgers and the Mountaineers accepted a bid the next day to play in the Champs Sports Bowl in Orlando, Fla.



Ryan Clarke

Scoring and Statistical Summary

	1	2	3	4	F
Rutgers.....	0	7	0	7	14
West Virginia.....	7	7	7	14	35

- 1st** WVU - Tavon Austin 19 pass from Geno Smith (Tyler Bitancurt kick)
- 2nd** WVU - Ryan Clarke 1 rush (Bitancurt kick)
RU - Jordan Thomas 18 pass from Chas Dodd (San San TE kick)
- 3rd** WVU - Clarke 1 rush (Bitancurt kick)
- 4th** WVU - Austin 46 rush (Bitancurt kick)
WVU - Clarke 3 rush (Bitancurt kick)
- 4th** RU - Mark Harrison 44 pass from Dodd (TE kick)

	RU	WVU
First Downs.....	11	25
Rushes/Yards.....	30/63	45/171
Passing Yardage.....	140	352
Passes.....	12/21/0	23/28/0
Punts.....	7/303/43.3	1/45/45.0
Fumbles/Lost.....	1/1	4/3
Return Yardage.....	7	43
Penalties/Yards.....	3/35	2/20
Time of Possession.....	26:40	33:20

WVU RUSHING: Austin 1-46, Smith 11-44, Devine 13-31, Alston 8-28; **WVU PASSING:** Smith 23-28-0-352; **WVU RECEIVING:** Austin 6-121, Sanders 6-81; **WVU TACKLES (TFL/QS):** Glover 8 (2/0), Thomas 7, Garvin 6 (1/0); **WVU INTERCEPTIONS:** None.

RU RUSHING: Thomas 11-63, Deering 9-20; **RU PASSING:** Dodd 10-19-0-139; **RU RECEIVING:** Harrison 3-66; **RU (TFL/QS):** Lefeged 11, Lowery 11 (1/1), Cooper 10, Beauhamais 10; **RU INTERCEPTIONS:** None.

Attendance - 48,386

Game 13: The Champs Sports Bowl

NC State 23, No. 22/21 West Virginia 7 • Dec. 28, 2010 • Orlando, Fla.

North Carolina State took advantage of five West Virginia turnovers to defeat the Mountaineers 23-7 in the 2010 Champs Sports Bowl in Orlando, Fla.

The game was billed as a matchup of NC State's offense versus West Virginia's Top 10 ranked defense, but in the end, turnovers and two missed field goals proved too costly and kept the Mountaineer defense at a disadvantage all night.

The Wolfpack started the scoring off with 1:37 left in the first quarter, when Mustafa Greene hauled in a 16-yard pass from standout quarterback Russell Wilson for a 7-0 lead.

West Virginia's defense kept the Wolfpack at bay until the Mountaineer offense could answer the score, which it did with 2:10 left in the first half.

Quarterback Geno Smith hit receiver Stedman Bailey for a 32-yard touchdown strike to tie the game at 7-7. The play capped off an eight-play, 64-yard drive for the Mountaineers.

After West Virginia's touchdown, NC State used a 48-yard kickoff return to set up its next score right before half. Starting at the West Virginia 48-yard line, the Mountaineer defense held the Wolfpack to a 45-yard field goal from Josh Czajkowski for a 10-7 halftime lead.

A fumble ended West Virginia's first drive of the second half and set up NC State deep in WVU territory. The fumble led to the Wolfpack's third score, when Czajkowski converted on a 38-yard field goal.

NC State added more points with 1:37 left in the third, when Czajkowski converted on his third field goal in the game. The 40-yard kick gave the Wolfpack a 16-7 lead heading into the fourth quarter.

Another fumble, an interception and a second missed field goal ended West Virginia scoring chances in the fourth quarter and kept the score at 16-7 until the 5:02 mark of the game. WVU's Jock Sanders fumbled an NC State punt at the West Virginia seven-yard line, which enabled the Wolfpack to put the game away.

The WVU defense held the Wolfpack to zero yards on first and second down, but Wilson hit Jarvis Williams on third down for a seven-yard touchdown pass, and a commanding 23-7 lead.

After forcing yet another Mountaineer fumble with 2:19 left, NC State ran out the clock and earned the win in the Florida Citrus Bowl Stadium.


Smith, who was under constant pressure all night from the Wolfpack pass rush, finished the game with 22 completions on 39 attempts for 196 yards and one touchdown to go along with 59 yards rushing.

Tailback Noel Devine ended his Mountaineer career with 50 yards rushing, while Sanders, who also finished his career, led the WVU receivers with five catches for 58 yards. Linebacker J.T. Thomas closed out his successful career by leading the Mountaineer defense with 10 tackles.

For NC State, Wilson proved to be everything as advertised with 275 yards passing, 41 yards rushing and accounted for two scores. James Washington added 62 yards rushing to the Wolfpack totals, while Williams led all receivers with six catches for 77 yards. The NC State defense was paced by David Amerson with seven tackles.

Final totals showed West Virginia with 130 yards rushing and 196 passing for 326 yards of total offense. NC State finished with 103 yards rushing and 275 passing for 378 yards of total offense.

With the win, NC State improved to 2-1 against West Virginia in bowl games, and the Wolfpack evened the overall series against the Mountaineers at 5-5.



Scooter Berry

Scoring and Statistical Summary

	1	2	3	4	F
West Virginia	0	7	0	0	7
NC State	7	3	6	7	23

- 1st** NCST - Mustafa Greene 16 pass from Russell Wilson (Josh Czajkowski kick)
- 2nd** WVU - Stedman Bailey 32 pass from Geno Smith (Tyler Bitancurt kick)
NCST - Czajkowski 45 FG
- 3rd** NCST - Czajkowski 38 FG
NCST - Czajkowski 40 FG
- 4th** NCST - Jarvis Williams 7 pass from Wilson (Czajkowski kick)

	WVU	NCST
First Downs	19	21
Rushes/Yards	25/130	36/103
Passing Yardage	196	275
Passes	22/39/1	28/45/0
Punts	4/172/43.0	6/234/39.0
Fumbles/Lost	5/4	3/1
Return Yardage	2	0
Penalties/Yards	3/29	4/39
Time of Possession	23:14	36:46

WVU RUSHING: Smith 12-59, Devine 8-50; **WVU PASSING:** Smith 22-39-1-196; **WVU RECEIVING:** Sanders 5-58, Austin 5-30, Bailey 4-61; **WVU TACKLES (TFL/QS):** Thomas 10, Sands 8 (1/1); **WVU INTERCEPTIONS:** None.

NCST RUSHING: Washington 18-62, Wilson 14-41; **NCST PASSING:** Wilson 28-45-0-275; **NCST RECEIVING:** Williams 6-77, Davis 5-68; **NCST (TFL/QS):** Amerson 7, Bishop 5, Cole 5, Manning 5; **NCST INTERCEPTIONS:** Bishop.

Attendance - 48,962

West Virginia University Football
West Virginia Game Results (2010 Final Statistics)
All games

Date	Opponent	Score	Overall Record	Conference Record	Time	Attend
Sep 4, 2010	COASTAL CAROLINA	W 31-0	1- 0- 0	0- 0- 0	3:04	57862
Sep 10, 2010	at Marshall	WO 24-21	2- 0- 0	0- 0- 0	3:38	41382
Sep 18, 2010	MARYLAND	W 31-17	3- 0- 0	0- 0- 0	3:26	60122
Sep 25, 2010	at #15 LSU	14-20 L	3- 1- 0	0- 0- 0	3:06	92575
Oct 9, 2010	UNLV	W 49-10	4- 1- 0	0- 0- 0	3:00	58234
* Oct 14, 2010	USF	W 20-6	5- 1- 0	1- 0- 0	2:56	54955
* Oct 23, 2010	SYRACUSE	14-19 L	5- 2- 0	1- 1- 0	3:11	58122
* Oct 29, 2010	at Connecticut	O 13-16 L	5- 3- 0	1- 2- 0	3:18	40000
* Nov 13, 2010	CINCINNATI	W 37-10	6- 3- 0	2- 2- 0	3:10	56593
* Nov 20, 2010	at LOUISVILLE	W 17-10	7- 3- 0	3- 2- 0	3:00	51772
* Nov 26, 2010	at PITT	W 35-10	8- 3- 0	4- 2- 0	3:01	60562
* Dec 4, 2010	RUTGERS	W 35-14	9- 3- 0	5- 2- 0	3:02	48386
^ Dec 28, 2010	vs NC State	7-23 L	9- 4- 0	5- 2- 0	3:15	48962

^ - Champs Sports Bowl, Orlando, Fla.

Opponent	Score	-----FIRST DOWNS-----				---RUSHING---		-----PASSING-----			--TOTAL OFFENSE--		Return Yards	Turn-Overs
		Total	Rush	Pass	Pen	Number-Yards	Comp-Att-Int	Yards	Plays-Yards					
COASTAL CAROLINA....	31-0	18/9	9/4	8/5	1/0	39-184 / 33-63	23-32- 1 / 14-27- 1	216/123	71-400 / 60-186	25/134	3/2			
Marshall.....	24-21	28/16	10/5	16/9	2/2	42-153 / 27-135	32-45- 0 / 20-29- 0	316/229	87-469 / 56-364	103/84	2/1			
MARYLAND.....	31-17	24/9	10/3	11/5	3/1	55-201 / 27--10	19-30- 1 / 13-24- 0	268/227	85-469 / 51-217	126/161	3/1			
LSU.....	14-20	14/12	4/8	6/3	4/1	27-58 / 36-150	14-29- 1 / 11-23- 2	119/80	56-177 / 59-230	148/154	2/2			
UNLV.....	49-10	16/15	9/5	6/7	1/3	33-219 / 40-96	13-20- 0 / 20-32- 2	226/180	53-445 / 72-276	41/112	0/2			
USF.....	20-6	15/13	7/6	8/6	0/1	33-79 / 29-65	24-31- 0 / 22-33- 3	219/137	64-298 / 62-202	97/112	0/3			
SYRACUSE.....	14-19	20/12	8/9	8/2	4/1	35-106 / 38-183	20-37- 3 / 5-15- 0	178/63	72-284 / 53-246	71/177	3/1			
Connecticut.....	13-16	24/16	16/7	7/9	1/0	47-254 / 41-112	22-34- 0 / 18-29- 0	160/166	81-414 / 70-278	55/93	4/0			
CINCINNATI.....	37-10	29/15	19/2	6/11	4/2	59-245 / 16-60	15-25- 1 / 25-45- 2	174/221	84-419 / 61-281	88/132	2/4			
LOUISVILLE.....	17-10	15/9	9/2	5/6	1/1	47-128 / 30-26	9-20- 0 / 12-24- 1	133/145	67-261 / 54-171	89/40	1/1			
PITT.....	35-10	13/20	6/4	7/14	0/2	39-148 / 27-78	9-12- 0 / 28-46- 1	212/284	51-360 / 73-362	162/104	0/4			
RUTGERS.....	35-14	25/11	9/4	14/7	2/0	45-171 / 30-63	23-28- 0 / 12-21- 0	352/140	73-523 / 51-203	94/123	3/1			
NC State.....	7-23	19/21	10/6	8/14	1/1	25-130 / 36-103	22-39- 1 / 28-45- 0	196/275	64-326 / 81-378	136/53	5/1			
Totals.....	327-176	260/178	126/65	110/98	24/15	526-2076/410-1124	245-382- 8/228-393-12	2769/2270	908-4845/ 803-3394	1235/1479	28/23			

Note: Game totals are displayed in the format TEAM/OPPONENT for each category

West Virginia University Football
West Virginia Overall Team Statistics (as of Dec 30, 2010)
All games

Team Statistics	WVU	OPP
SCORING	327	176
Points Per Game	25.2	13.5
FIRST DOWNS	260	178
Rushing	126	65
Passing	110	98
Penalty	24	15
RUSHING YARDAGE	2076	1124
Yards gained rushing	2481	1537
Yards lost rushing	405	413
Rushing Attempts	526	410
Average Per Rush	3.9	2.7
Average Per Game	159.7	86.5
TDs Rushing	18	3
PASSING YARDAGE	2769	2270
Comp-Att-Int	245-382-8	228-393-12
Average Per Pass	7.2	5.8
Average Per Catch	11.3	10.0
Average Per Game	213.0	174.6
TDs Passing	24	12
TOTAL OFFENSE	4845	3394
Total Plays	908	803
Average Per Play	5.3	4.2
Average Per Game	372.7	261.1
KICK RETURNS: #-Yards	42-805	55-1140
PUNT RETURNS: #-Yards	22-185	18-156
INT RETURNS: #-Yards	12-204	8-173
KICK RETURN AVERAGE	19.2	20.7
PUNT RETURN AVERAGE	8.4	8.7
INT RETURN AVERAGE	17.0	21.6
FUMBLES-LOST	30-20	25-11
PENALTIES-Yards	62-528	79-752
Average Per Game	40.6	57.8
PUNTS-Yards	67-2802	84-3531
Average Per Punt	41.8	42.0
Net punt average	37.7	38.6
TIME OF POSSESSION/Game	30:44	29:16
3RD-DOWN Conversions	89/199	49/186
3rd-Down Pct	45%	26%
4TH-DOWN Conversions	8/15	10/20
4th-Down Pct	53%	50%
SACKS BY-Yards	45-260	27-199
MISC YARDS	0	20
TOUCHDOWNS SCORED	42	17
FIELD GOALS-ATTEMPTS	10-17	19-23
ON-SIDE KICKS	0-0	0-1
RED-ZONE SCORES	(40-53) 75%	(19-25) 76%
RED-ZONE TOUCHDOWNS	(31-53) 58%	(8-25) 32%
PAT-ATTEMPTS	(41-41) 100%	(17-17) 100%
ATTENDANCE	394274	286291
Games/Avg Per Game	7/56325	5/57258
Neutral Site Games		1/48962

Score by Quarters	1st	2nd	3rd	4th	oT	Total
West Virginia	114	82	75	53	3	327
Opponents	41	52	43	37	3	176

West Virginia University Football
West Virginia Overall Individual Statistics (as of Dec 30, 2010)
All games

<u>Rushing</u>	<u>gp</u>	<u>att</u>	<u>gain</u>	<u>loss</u>	<u>net</u>	<u>avg</u>	<u>td</u>	<u>lg</u>	<u>avg/g</u>
DEVINE, Noel	13	208	1011	77	934	4.5	6	50	71.8
CLARKE, Ryan	13	80	302	11	291	3.6	8	23	22.4
ALSTON, Shawne	13	56	256	8	248	4.4	0	23	19.1
SMITH, Geno	13	106	466	249	217	2.0	0	29	16.7
AUSTIN, Tavon	13	16	162	1	161	10.1	1	46	12.4
SANDERS, Jock	13	14	105	13	92	6.6	1	31	7.1
STARKS, Brad	13	1	53	0	53	53.0	1	53	4.1
LINDAMOOD, Matt	13	15	50	1	49	3.3	1	8	3.8
JOHNSON, Trey	5	15	56	14	42	2.8	0	9	8.4
HARGRETT, Daquan	10	3	14	0	14	4.7	0	10	1.4
BRUNETTI, Barry	4	1	4	0	4	4.0	0	4	1.0
MCCARTNEY, Ivan	12	1	2	0	2	2.0	0	2	0.2
TEAM	13	10	0	31	-31	-3.1	0	0	-2.4
Total	13	526	2481	405	2076	3.9	18	53	159.7
Opponents	13	410	1537	413	1124	2.7	3	55	86.5

<u>Passing</u>	<u>gp</u>	<u>effic</u>	<u>comp-att-int</u>	<u>pct</u>	<u>yds</u>	<u>td</u>	<u>lg</u>	<u>avg/g</u>
SMITH, Geno	13	144.70	241-372-7	64.8	2763	24	71	212.5
BRUNETTI, Barry	4	50.04	4-9-0	44.4	6	0	6	1.5
SANDERS, Jock	13	-200.00	0-1-1	0.0	0	0	0	0.0
Total	13	141.57	245-382-8	64.1	2769	24	71	213.0
Opponents	13	110.50	228-393-12	58.0	2270	12	96	174.6

<u>Receiving</u>	<u>gp</u>	<u>no.</u>	<u>yds</u>	<u>avg</u>	<u>td</u>	<u>lg</u>	<u>avg/g</u>
SANDERS, Jock	13	69	728	10.6	4	48	56.0
AUSTIN, Tavon	13	58	787	13.6	8	71	60.5
DEVINE, Noel	13	34	258	7.6	1	48	19.8
BAILEY, Stedman	13	24	317	13.2	4	32	24.4
STARKS, Brad	13	19	317	16.7	4	48	24.4
WOODS, J.D.	13	18	205	11.4	1	21	15.8
JOHNSON, Will	13	9	107	11.9	2	37	8.2
ALSTON, Shawne	13	4	8	2.0	0	9	0.6
URBAN, Tyler	11	3	7	2.3	0	4	0.6
CLARKE, Ryan	13	2	16	8.0	0	9	1.2
WHITE, Coley	3	2	3	1.5	0	5	1.0
JOHNSON, Trey	5	1	6	6.0	0	6	1.2
LINDAMOOD, Matt	13	1	6	6.0	0	6	0.5
MCCARTNEY, Ivan	12	1	4	4.0	0	4	0.3
Total	13	245	2769	11.3	24	71	213.0
Opponents	13	228	2270	10.0	12	96	174.6

<u>Punt Returns</u>	<u>no.</u>	<u>yds</u>	<u>avg</u>	<u>td</u>	<u>lg</u>
HOGAN, Brandon	12	93	7.8	0	18
SANDERS, Jock	8	86	10.8	0	66
BELL, Travis	1	0	0.0	0	0
WOODS, J.D.	1	6	6.0	0	6
Total	22	185	8.4	0	66
Opponents	18	156	8.7	1	60

<u>Interceptions</u>	<u>no.</u>	<u>yds</u>	<u>avg</u>	<u>td</u>	<u>lg</u>
TANDY, Keith	6	51	8.5	0	26
HOGAN, Brandon	3	78	26.0	0	53
BOWSER, Brantwon	1	4	4.0	0	4
SMITH, Eain	1	38	38.0	0	38
SANDS, Robert	1	28	28.0	0	28
Total	12	204	17.0	0	53
Opponents	8	173	21.6	0	53

<u>Kick Returns</u>	<u>no.</u>	<u>yds</u>	<u>avg</u>	<u>td</u>	<u>lg</u>
SANDERS, Jock	12	299	24.9	0	60
AUSTIN, Tavon	12	230	19.2	0	50
HOGAN, Brandon	6	133	22.2	0	28
DEVINE, Noel	4	62	15.5	0	25
CLARKE, Ryan	3	33	11.0	0	18
DAVIS, Eddie	3	47	15.7	0	22
ALSTON, Shawne	1	0	0.0	0	0
JOHNSON, Will	1	1	1.0	0	1
Total	42	805	19.2	0	60
Opponents	55	1140	20.7	0	55

<u>Fumble Returns</u>	<u>no.</u>	<u>yds</u>	<u>avg</u>	<u>td</u>	<u>lg</u>
GARVIN, Terrence	1	29	29.0	0	29
THOMAS, J.T.	1	12	12.0	0	12
Total	2	41	20.5	0	29
Opponents	2	10	5.0	1	7

West Virginia University Football
West Virginia Overall Individual Statistics (as of Dec 30, 2010)
All games

Scoring	td	fg	PAT				dpx	saf	pts
			kick	rush	rcv	pass			
BITANCURT, Tyler	-	10-17	41-41	-	-	-	-	-	71
AUSTIN, Tavon	9	-	-	-	-	-	-	-	54
CLARKE, Ryan	8	-	-	-	-	-	-	-	48
DEVINE, Noel	7	-	-	-	-	-	-	-	42
SANDERS, Jock	5	-	-	-	1	-	-	-	32
STARKS, Brad	5	-	-	-	-	-	-	-	30
BAILEY, Stedman	4	-	-	-	-	-	-	-	24
JOHNSON, Will	2	-	-	-	-	-	-	-	12
WOODS, J.D.	1	-	-	-	-	-	-	-	6
LINDAMOOD, Matt	1	-	-	-	-	-	-	-	6
TEAM	-	-	-	-	-	-	1	-	2
SMITH, Geno	-	-	-	-	-	1-1	-	-	0
Total	42	10-17	41-41	-	1	1-1	-	1	327
Opponents	17	19-23	17-17	-	-	-	-	-	176

Total Offense	g	plays	rush	pass	total	avg/g
SMITH, Geno	13	478	217	2763	2980	229.2
DEVINE, Noel	13	208	934	0	934	71.8
CLARKE, Ryan	13	80	291	0	291	22.4
ALSTON, Shawne	13	56	248	0	248	19.1
AUSTIN, Tavon	13	16	161	0	161	12.4
SANDERS, Jock	13	15	92	0	92	7.1
STARKS, Brad	13	1	53	0	53	4.1
LINDAMOOD, Matt	13	15	49	0	49	3.8
JOHNSON, Trey	5	15	42	0	42	8.4
HARGRETT, Daquan	10	3	14	0	14	1.4
BRUNETTI, Barry	4	10	4	6	10	2.5
MCCARTNEY, Ivan	12	1	2	0	2	0.2
TEAM	13	10	-31	0	-31	-2.4
Total	13	908	2076	2769	4845	372.7
Opponents	13	803	1124	2270	3394	261.1

Field Goals	fg	pct.	01-19	20-29	30-39	40-49	50-99	lg	blk
BITANCURT, Tyler	10-17	58.8	0-0	5-6	3-4	2-7	0-0	43	4

Punting	no.	yds	avg	lg	tb	fc	i20	50+	blk
PUGNETTI, Gregg	67	2802	41.8	71	6	23	24	8	0
Total	67	2802	41.8	71	6	23	24	8	0
Opponents	84	3531	42.0	73	5	28	33	19	0

FG Sequence	West Virginia	Opponents
Coastal Carolina	(21)	47,42
Marshall	(34),(33),45,(20)	39
Maryland	(23)	(35)
LSU	28,48	(49),(23)
UNLV	-	(39)
USF	(27),(24)	(36),(47)
Syracuse	-	(28),(19),(33),(22)
Connecticut	(36),(42)	(39),(26),(27)
Cincinnati	-	(49)
LOUISVILLE	(43),41	(43)
PITT	-	(42)
RUTGERS	37	-
NC State	43,42	(45),(38),(40),27

Kickoffs	no.	yds	avg	tb	ob	retn	net	ydln
SMITH, Corey	64	3984	62.2	8	0			
Total	64	3984	62.2	8	0	20.7	41.9	28
Opponents	47	2849	60.6	3	2	19.2	42.2	27

Numbers in (parentheses) indicate field goal was made.

West Virginia University Football
West Virginia Overall Individual Statistics (as of Dec 30, 2010)
All games

<u>All Purpose</u>	<u>g</u>	<u>rush</u>	<u>rcv</u>	<u>pr</u>	<u>kr</u>	<u>ir</u>	<u>total</u>	<u>avg/g</u>
DEVINE, Noel	13	934	258	0	62	0	1254	96.5
SANDERS, Jock	13	92	728	86	299	0	1205	92.7
AUSTIN, Tavon	13	161	787	0	230	0	1178	90.6
STARKS, Brad	13	53	317	0	0	0	370	28.5
CLARKE, Ryan	13	291	16	0	33	0	340	26.2
BAILEY, Stedma	13	0	317	0	0	0	317	24.4
HOGAN, Brando	11	0	0	93	133	78	304	27.6
ALSTON, Shaw	13	248	8	0	0	0	256	19.7
SMITH, Geno	13	217	0	0	0	0	217	16.7
WOODS, J.D.	13	0	205	6	0	0	211	16.2
JOHNSON, Will	13	0	107	0	1	0	108	8.3
LINDAMOOD, M	13	49	6	0	0	0	55	4.2
TANDY, Keith	13	0	0	0	0	51	51	3.9
JOHNSON, Trey	5	42	6	0	0	0	48	9.6
DAVIS, Eddie	13	0	0	0	47	0	47	3.6
SMITH, Eain	12	0	0	0	0	38	38	3.2
SANDS, Robert	13	0	0	0	0	28	28	2.2
HARGRETT, Da	10	14	0	0	0	0	14	1.4
URBAN, Tyler	11	0	7	0	0	0	7	0.6
MCCARTNEY, I	12	2	4	0	0	0	6	0.5
GARVIN, Terren	13	0	0	0	0	5	5	0.4
BRUNETTI, Barr	4	4	0	0	0	0	4	1.0
BOWSER, Brant	13	0	0	0	0	4	4	0.3
WHITE, Coley	3	0	3	0	0	0	3	1.0
TEAM	13	-31	0	0	0	0	-31	-2.4
Total	13	2076	2769	185	805	204	6039	464.5
Opponents	13	1124	2270	156	1140	173	4863	374.1

West Virginia University Football
West Virginia Overall Defensive Statistics (as of Dec 30, 2010)
All games

##	Defensive Leaders	gp	Tackles				tfl/yds	Sacks no-yds	Pass defense			Fumbles		blkd	
			ua	a	tot				int-yds	brup	qbh	rcv-yds	ff	kick	saf
28	GARVIN, Terrence	13	41	35	76	4.5-17	1.0-8	0-5	4	3	2-29	1	.	.	
30	THOMAS, J.T.	13	36	37	73	7.0-28	2.5-12	.	4	3	2-12	2	.	.	
45	LEONARD, A.	13	42	28	70	6.5-17	1.0-9	.	3	2	.	1	.	.	
4	GLOVER, Sidney	13	43	20	63	7.0-27	4.0-23	.	5	1	2-0	1	.	.	
8	TANDY, Keith	13	38	19	57	2.0-3	.	6-51	11	.	.	1	.	.	
97	MILLER, Julian	13	28	26	54	14.0-47	9.0-33	.	3	2	.	1	.	.	
2	SANDS, Robert	13	34	19	53	6.5-35	1.5-7	1-28	.	3	.	1	.	.	
52	GOODE, Najee	13	26	21	47	8.5-35	3.0-18	.	4	4	.	1	.	.	
22	HOGAN, Brandon	11	25	12	37	.	.	3-78	6	.	1-0	1	.	.	
90	NEILD, Chris	13	17	18	35	4.0-15	3.0-12	.	.	1	
93	BERRY, Scooter	13	15	20	35	4.5-38	4.0-36	.	.	3	2-0	.	.	.	
31	LAZEAR, Pat	10	14	11	25	1.0-5	1.0-5	.	1	2	
24	SMITH, Eain	12	15	8	23	1.0-9	1.0-9	1-38	2	
11	IRVIN, Bruce	13	18	3	21	14.0-88	14.0-88	.	1	2	.	2	.	.	
6D	MILLER, Pat	13	14	6	20	1.0-4	.	.	4	
23	JENIKINS, Brodrick	13	17	1	18	.	.	.	2	
47	RIGG, Doug	13	8	6	14	0.5-0	
94	TAYLOR, Josh	11	3	10	13	1	.	.	
18	BOWSER, Brantwon	13	3	8	11	.	.	1-4	2	
99	WRIGHT, Jorge	12	3	7	10	1.5-4	.	.	.	1	.	1	.	.	
25	COOK, Darwin	13	8	1	9	1-0	.	.	.	
43	VANCE, Casey	12	5	3	8	1	.	.	
33	DORSEY, Mike	13	7	.	7	2.0-4	1-0	.	.	.	
35	SMITH, Lawrence	13	4	2	6	
53	ANDERSON, Tyler	13	3	3	6	
26	BELL, Travis	13	4	1	5	
10	BAILEY, Stedman	13	3	1	4	1	.	.	
91	LAGEMAN, J.B.	3	1	3	4	0.5-1	
29	HALE, Trippe	12	3	1	4	
3	DAVIS, Eddie	13	1	2	3	
6	JOHNSON, Will	13	1	2	3	
17	BUSICK, Branko	2	1	2	3	
44	SMITH, Corey	13	2	1	3	
57	BRAUN, Jeff	13	1	1	2	
98	CLARKE, Will	4	1	1	2	0.5-2	
2D	STARKS, Brad	13	2	.	2	
81	WOODS, J.D.	13	2	.	2	
87	NUTTER, Cody	13	.	2	2	
78	HUFFMAN, C.J.	1	.	1	1	0.5-1	
92	FORD, Larry	5	.	1	1	
38	LINDAMOOD, Matt	13	.	1	1	
12	SMITH, Geno	13	.	1	1	
32	CLARKE, Ryan	13	1	.	1	
1	AUSTIN, Tavon	13	1	.	1	
9	SANDERS, Jock	13	1	.	1	
7	DEVINE, Noel	13	1	.	1	
TM	TEAM	13	1	
	Total	13	493	345	838	87-380	45-260	12-204	52	27	11-41	16	.	1	
	Opponents	13	550	392	942	85-364	27-199	8-173	28	21	20-10	20	4	.	

West Virginia University Football
West Virginia Individual Season/Career Statistics (as of Dec 30, 2010)
All games

SEASON

CAREER

Rushing	gp	att	gain	loss	net	avg	td	lg	avg/g	gp	att	gain	loss	net	avg	td	lg	avg/g
DEVINE, Noel	13	208	1011	77	934	4.5	6	50	71.8	51	728	4558	243	4315	5.9	29	92	84.6
CLARKE, Ryan	13	80	302	11	291	3.6	8	23	22.4	25	140	557	16	541	3.9	16	37	21.6
ALSTON, Shawne	13	56	256	8	248	4.4	0	23	19.1	18	62	275	9	266	4.3	0	23	14.8
SMITH, Geno	13	106	466	249	217	2.0	0	29	16.7	18	123	511	287	224	1.8	0	29	12.4
AUSTIN, Tavon	13	16	162	1	161	10.1	1	46	12.4	26	22	209	1	208	9.5	2	46	8.0
SANDERS, Jock	13	14	105	13	92	6.6	1	31	7.1	52	113	673	51	622	5.5	6	56	12.0
STARKS, Brad	13	1	53	0	53	53.0	1	53	4.1	34	5	71	8	63	12.6	1	53	1.9
LINDAMOOD, Matt	13	15	50	1	49	3.3	1	8	3.8	25	15	50	1	49	3.3	1	8	2.0
JOHNSON, Trey	5	15	56	14	42	2.8	0	9	8.4	5	15	56	14	42	2.8	0	9	8.4
HARGRETT, Daquan	10	3	14	0	14	4.7	0	10	1.4	10	3	14	0	14	4.7	0	10	1.4
BRUNETTI, Barry	4	1	4	0	4	4.0	0	4	1.0	4	1	4	0	4	4.0	0	4	1.0
MCCARTNEY, Ivan	12	1	2	0	2	2.0	0	2	0.2	12	1	2	0	2	2.0	0	2	0.2
TEAM	13	10	0	31	-31	-3.1	0	0	-2.4									
Total	13	526	2481	405	2076	3.9	18	53	159.7									
Opponents	13	410	1537	413	1124	2.7	3	55	86.5									

Passing	gp	effic	comp-att-int	pct	yds	td	lg	avg/g	gp	effic	comp-att-int	pct	yds	td	lg	avg/g
SMITH, Geno	13	144.70	241-372-7	64.8	2763	24	71	212.5	18	141.94	273-421-8	64.8	3072	25	71	170.7
BRUNETTI, Barry	4	50.04	4-9-0	44.4	6	0	6	1.5	4	50.04	4-9-0	44.4	6	0	6	1.5
SANDERS, Jock	13	-200.00	0-1-1	0.0	0	0	0	0.0	52	-200.00	0-1-1	0.0	0	0	0	0.0
Total	13	141.57	245-382-8	64.1	2769	24	71	213.0								
Opponents	13	110.50	228-393-12	58.0	2270	12	96	174.6								

Receiving	gp	no.	yds	avg	td	lg	avg/g	gp	no.	yds	avg	td	lg	avg/g
SANDERS, Jock	13	69	728	10.6	4	48	56.0	52	206	1980	9.6	14	48	38.1
AUSTIN, Tavon	13	58	787	13.6	8	71	60.5	26	73	938	12.8	9	71	36.1
DEVINE, Noel	13	34	258	7.6	1	48	19.8	51	98	710	7.2	2	48	13.9
BAILEY, Stedman	13	24	317	13.2	4	32	24.4	13	24	317	13.2	4	32	24.4
STARKS, Brad	13	19	317	16.7	4	48	24.4	34	65	890	13.7	7	58	26.2
WOODS, J.D.	13	18	205	11.4	1	21	15.8	17	18	205	11.4	1	21	12.1
JOHNSON, Will	13	9	107	11.9	2	37	8.2	46	25	249	10.0	4	37	5.4
ALSTON, Shawne	13	4	8	2.0	0	9	0.6	18	4	8	2.0	0	9	0.4
URBAN, Tyler	11	3	7	2.3	0	4	0.6	37	17	203	11.9	3	33	5.5
CLARKE, Ryan	13	2	16	8.0	0	9	1.2	25	4	31	7.8	0	9	1.2
WHITE, Coley	3	2	3	1.5	0	5	1.0	4	2	3	1.5	0	5	0.8
LINDAMOOD, Matt	13	1	6	6.0	0	6	0.5	25	1	6	6.0	0	6	0.2
JOHNSON, Trey	5	1	6	6.0	0	6	1.2	5	1	6	6.0	0	6	1.2
MCCARTNEY, Ivan	12	1	4	4.0	0	4	0.3	12	1	4	4.0	0	4	0.3
Total	13	245	2769	11.3	24	71	213.0							
Opponents	13	228	2270	10.0	12	96	174.6							

Total Offense	g	plays	rush	pass	total	avg/g	g	plays	rush	pass	total	avg/g
SMITH, Geno	13	478	217	2763	2980	229.2	18	544	224	3072	3296	183.1
DEVINE, Noel	13	208	934	0	934	71.8	51	728	4315	0	4315	84.6
CLARKE, Ryan	13	80	291	0	291	22.4	25	140	541	0	541	21.6
ALSTON, Shawne	13	56	248	0	248	19.1	18	62	266	0	266	14.8
AUSTIN, Tavon	13	16	161	0	161	12.4	26	22	208	0	208	8.0
SANDERS, Jock	13	15	92	0	92	7.1	52	114	622	0	622	12.0
STARKS, Brad	13	1	53	0	53	4.1	34	7	63	31	94	2.8
LINDAMOOD, Matt	13	15	49	0	49	3.8	25	15	49	0	49	2.0
JOHNSON, Trey	5	15	42	0	42	8.4	5	15	42	0	42	8.4
HARGRETT, Daquan	10	3	14	0	14	1.4	10	3	14	0	14	1.4
BRUNETTI, Barry	4	10	4	6	10	2.5	4	10	4	6	10	2.5
MCCARTNEY, Ivan	12	1	2	0	2	0.2	12	1	2	0	2	0.2
TEAM	13	10	-31	0	-31	-2.4						
Total	13	908	2076	2769	4845	372.7						
Opponents	13	803	1124	2270	3394	261.1						

West Virginia University Football
West Virginia Individual Season/Career Statistics (as of Dec 30, 2010)
All games

Scoring	SEASON						CAREER									
	td	fg	PAT			dpx	saf	pts	td	fg	PAT			dpx	saf	pts
kick	rush	rcv	pass	td	fg				kick	rush	rcv	pass				
BITANCURT, Tyler	-	10-17	41-41	-	-	-	-	-	-	23-32	82-83	-	-	-	-	151
AUSTIN, Tavon	9	-	-	-	-	-	-	54	12	-	-	-	-	-	-	72
CLARKE, Ryan	8	-	-	-	-	-	-	48	16	-	-	-	-	-	-	96
DEVINE, Noel	7	-	-	-	-	-	-	42	31	-	-	-	-	-	-	186
SANDERS, Jock	5	-	-	-	1	-	-	32	20	-	-	-	1	-	-	122
STARKS, Brad	5	-	-	-	-	-	-	30	8	-	-	-	-	-	-	48
BAILEY, Stedman	4	-	-	-	-	-	-	24	4	-	-	-	-	-	-	24
JOHNSON, Will	2	-	-	-	-	-	-	12	4	-	-	-	-	-	-	24
WOODS, J.D.	1	-	-	-	-	-	-	6	1	-	-	-	-	-	-	6
LINDAMOOD, Matt	1	-	-	-	-	-	-	6	1	-	-	-	-	-	-	6
TEAM	-	-	-	-	-	-	1	2	-	-	-	-	-	-	-	-
SMITH, Geno	-	-	-	-	-	1-1	-	0	-	-	-	-	-	1-1	-	0
Total	42	10-17	41-41	-	1	1-1	-	1	327							
Opponents	17	19-23	17-17	-	-	-	-	-	176							

Punt Returns	no.	yds	avg	td	lg	no.	yds	avg	td	lg
HOGAN, Brandon	12	93	7.8	0	18	22	196	8.9	0	49
SANDERS, Jock	8	86	10.8	0	66	31	281	9.1	0	66
WOODS, J.D.	1	6	6.0	0	6	1	6	6.0	0	6
BELL, Travis	1	0	0.0	0	0	1	0	0.0	0	0
Total	22	185	8.4	0	66					
Opponents	18	156	8.7	1	60					

Kick Returns	no.	yds	avg	td	lg	no.	yds	avg	td	lg
SANDERS, Jock	12	299	24.9	0	60	22	515	23.4	0	60
AUSTIN, Tavon	12	230	19.2	0	50	29	656	22.6	1	98
HOGAN, Brandon	6	133	22.2	0	28	8	154	19.2	0	28
DEVINE, Noel	4	62	15.5	0	25	34	736	21.6	0	48
CLARKE, Ryan	3	33	11.0	0	18	3	33	11.0	0	18
DAVIS, Eddie	3	47	15.7	0	22	4	71	17.8	0	24
ALSTON, Shawne	1	0	0.0	0	0	1	0	0.0	0	0
JOHNSON, Will	1	1	1.0	0	1	1	1	1.0	0	1
Total	42	805	19.2	0	60					
Opponents	55	1140	20.7	0	55					

Interceptions	no.	yds	avg	td	lg	no.	yds	avg	td	lg
TANDY, Keith	6	51	8.5	0	26	9	58	6.4	0	26
HOGAN, Brandon	3	78	26.0	0	53	7	156	22.3	0	53
BOWSER, Brantwon	1	4	4.0	0	4	1	4	4.0	0	4
SANDS, Robert	1	28	28.0	0	28	6	37	6.2	0	28
SMITH, Eain	1	38	38.0	0	38	1	38	38.0	0	38
Total	12	204	17.0	0	53					
Opponents	8	173	21.6	0	53					

Fumble Returns	no.	yds	avg	td	lg	no.	yds	avg	td	lg
THOMAS, J.T.	1	12	12.0	0	12	1	12	12.0	0	12
GARVIN, Terrence	1	29	29.0	0	29	1	29	29.0	0	29
Total	2	41	20.5	0	29					
Opponents	2	10	5.0	1	7					

West Virginia University Football
West Virginia Individual Season/Career Statistics (as of Dec 30, 2010)
All games

All Purpose	SEASON								CAREER							
	g	rush	rcv	pr	kr	ir	total	avg/g	g	rush	rcv	pr	kr	ir	total	avg/g
DEVINE, Noel	13	934	258	0	62	0	1254	96.5	51	4315	710	0	736	0	5761	113.0
SANDERS, Jock	13	92	728	86	299	0	1205	92.7	52	622	1980	281	515	0	3398	65.3
AUSTIN, Tavon	13	161	787	0	230	0	1178	90.6	26	208	938	0	656	0	1802	69.3
STARKS, Brad	13	53	317	0	0	0	370	28.5	34	63	890	0	0	0	953	28.0
CLARKE, Ryan	13	291	16	0	33	0	340	26.2	25	541	31	0	33	0	605	24.2
BAILEY, Stedma	13	0	317	0	0	0	317	24.4	13	0	317	0	0	0	317	24.4
HOGAN, Brando	11	0	0	93	133	78	304	27.6	46	0	67	196	154	156	573	12.5
ALSTON, Shawn	13	248	8	0	0	0	256	19.7	18	266	8	0	0	0	274	15.2
SMITH, Geno	13	217	0	0	0	0	217	16.7	18	224	0	0	0	0	224	12.4
WOODS, J.D.	13	0	205	6	0	0	211	16.2	17	0	205	6	0	0	211	12.4
JOHNSON, Will	13	0	107	0	1	0	108	8.3	46	0	249	0	1	0	250	5.4
LINDAMOOD, M	13	49	6	0	0	0	55	4.2	25	49	6	0	0	0	55	2.2
TANDY, Keith	13	0	0	0	0	51	51	3.9	32	0	0	0	0	58	58	1.8
JOHNSON, Trey	5	42	6	0	0	0	48	9.6	5	42	6	0	0	0	48	9.6
DAVIS, Eddie	13	0	0	0	47	0	47	3.6	35	65	2	0	71	0	138	3.9
SMITH, Eain	12	0	0	0	0	38	38	3.2	38	0	0	0	0	38	38	1.0
SANDS, Robert	13	0	0	0	0	28	28	2.2	39	0	0	0	0	37	37	0.9
HARGRETT, Da	10	14	0	0	0	0	14	1.4	10	14	0	0	0	0	14	1.4
URBAN, Tyler	11	0	7	0	0	0	7	0.6	37	0	203	0	8	0	211	5.7
MCCARTNEY, Iv	12	2	4	0	0	0	6	0.5	12	2	4	0	0	0	6	0.5
GARVIN, Terrenc	13	0	0	0	0	5	5	0.4	23	0	0	0	0	5	5	0.2
BRUNETTI, Barr	4	4	0	0	0	0	4	1.0	4	4	0	0	0	0	4	1.0
BOWSER, Brant	13	0	0	0	0	4	4	0.3	13	0	0	0	0	4	4	0.3
WHITE, Coley	3	0	3	0	0	0	3	1.0	4	7	3	0	0	0	10	2.5
TEAM	13	-31	0	0	0	0	-31	-2.4								
Total	13	2076	2769	185	805	204	6039	464.5								
Opponents	13	1124	2270	156	1140	173	4863	374.1								

Field Goals	att	good	long	blkd	att	good	long	blkd
BITANCURT, Tyler	17	10	43	4	32	23	45	4
Total	17	10	43	4				
Opponents	23	19	49	0				

Punting	no.	yds	avg	lg	blk	no.	yds	avg	lg	blk
PUGNETTI, Gregg	67	2802	41.8	71	0	67	2802	41.8	71	0
Total	67	2802	41.8	71	0					
Opponents	84	3531	42.0	73	0					

Kickoffs	no.	yds	avg	tb	ob	no.	yds	avg	tb	ob
SMITH, Corey	64	3984	62.2	8	0	64	3984	62.2	8	0
Total	64	3984	62.2	8	0					
Opponents	47	2849	60.6	3	2					

West Virginia University Football
West Virginia Team Game-by-Game (as of Dec 30, 2010)
All games

TEAM STATISTICS

Date	Opponent	Rushing				Receiving				Passing				Kick Returns				Punt Returns				tot off
		no.	yds	td	lg	no.	yds	td	lg	cmp-att-int	yds	td	lg	no.	yds	td	lg	no.	yds	td	lg	
Sep 4	COASTAL CAROLINA	39	184	2	39	23	216	2	33	23-32-1	216	2	33	1	15	0	15	2	10	0	6	400
Sep 10	at Marshall	42	153	1	23	32	316	1	30	32-45-0	316	1	30	4	103	0	50	0	0	0	0	469
Sep 18	MARYLAND	55	201	0	50	19	268	4	32	19-30-1	268	4	32	4	57	0	19	3	69	0	66	469
Sep 25	at LSU	27	58	0	12	14	119	2	19	14-29-1	119	2	19	5	91	0	23	2	12	0	7	177
Oct 9	UNLV	33	219	4	48	13	226	3	48	13-20-0	226	3	48	0	0	0	0	1	6	0	6	445
Oct 14	USF	33	79	0	15	24	219	2	32	24-31-0	219	2	32	3	63	0	25	1	-1	0	0	298
Oct 23	SYRACUSE	35	106	1	32	20	178	1	28	20-37-3	178	1	28	5	62	0	24	2	9	0	9	284
Oct 29	at Connecticut	47	254	1	53	22	160	0	20	22-34-0	160	0	20	3	44	0	24	2	11	0	11	414
Nov 13	CINCINNATI	59	245	1	23	15	174	4	48	15-25-1	174	4	48	2	45	0	28	2	18	0	13	419
Nov 20	at LOUISVILLE	47	128	2	17	9	133	0	48	9-20-0	133	0	48	3	56	0	22	3	22	0	18	261
Nov 26	at PITT	39	148	2	24	9	212	3	71	9-12-0	212	3	71	3	80	0	30	0	0	0	0	360
Dec 4	RUTGERS	45	171	4	46	23	352	1	46	23-28-0	352	1	46	3	51	0	24	3	31	0	18	523
Dec 28	vs NC State	25	130	0	28	22	196	1	32	22-39-1	196	1	32	6	138	0	60	1	-2	0	0	326
Opponents		526	2076	18	53	245	2769	24	71	245-382-8	2769	24	71	42	805	0	60	22	185	0	66	4845
		410	1124	3	55	228	2270	12	96	228-393-12	2270	12	96	55	1140	0	55	18	156	1	60	3394

Games played: 13
 Avg per rush: 3.9
 Avg per catch: 11.3
 Pass efficiency: 141.57
 Kick ret avg: 19.2
 Punt ret avg: 8.4
 All purpose avg/game: 464.5
 Total offense avg/gm: 372.7

Date	Opponent	Tackles				Sacks	Fumble		Pass Defense			Blkd	PAT Attempts				pts		
		ua	a	total	tfl-yds		no-yds	ff	fr-yds	int-yds	qbh		brup	kick	kick	rush		rcv	saf
Sep 4	COASTAL CAROLINA	38	36	74	7.0-27	0.0-0	1	1-0	1-0	0	5	0	4-4	0	0	0	0	0	31
Sep 10	at Marshall	20	52	72	4.0-13	0.0-0	1	1-0	0-0	1	2	0	1-1	0	1	0	0	24	
Sep 18	MARYLAND	34	18	52	9.0-66	8.0-65	2	1-0	0-0	0	4	0	4-4	0	0	0	0	31	
Sep 25	at LSU	26	46	72	3.0-14	2.0-8	0	0-0	2-45	0	6	0	2-2	0	0	0	0	14	
Oct 9	UNLV	45	38	83	9.0-38	3.0-21	1	0-0	2-35	2	5	0	7-7	0	0	0	0	49	
Oct 14	USF	42	24	66	10.0-41	5.0-25	1	0-0	3-35	1	2	0	2-2	0	0	0	0	20	
Oct 23	SYRACUSE	26	42	68	5.0-9	1.0-1	1	1-0	0-0	4	3	0	2-2	0	0	0	0	14	
Oct 29	at Connecticut	49	24	73	6.0-20	4.0-17	1	0-0	0-0	0	3	0	1-1	0	0	0	0	13	
Nov 13	CINCINNATI	37	12	49	8.0-35	5.0-28	1	2-0	2-25	2	6	0	5-5	0	0	1	0	37	
Nov 20	at LOUISVILLE	39	4	43	8.0-45	4.0-34	0	0-0	1-11	0	2	0	2-2	0	0	0	0	17	
Nov 26	at PITT	46	15	61	3.0-16	2.0-14	5	3-29	1-53	11	6	0	5-5	0	0	0	0	35	
Dec 4	RUTGERS	34	24	58	10.0-36	6.0-27	1	1-12	0-0	1	3	0	5-5	0	0	0	0	35	
Dec 28	vs NC State	57	10	67	5.0-20	5.0-20	1	1-0	0-0	5	5	0	1-1	0	0	0	0	7	
Opponents		493	345	838	87.0-380	45.0-260	16	11-41	12-204	27	52	0	41-41	0	1	1	1	327	
		550	392	942	85.0-364	27.0-199	20	20-10	8-173	21	28	4	17-17	0	0	0	0	176	

Date	Opponent	Punting							Field Goals			Kickoffs						
		no.	yds	avg	long	blkd	tb	fc	50+	i20	md-att	long	blkd	no.	yds	avg	tb	ob
Sep 4	COASTAL CAROLINA	6	295	49.2	71	0	0	1	3	3	1-1	21	0	6	387	64.5	0	0
Sep 10	at Marshall	4	155	38.8	45	0	0	1	0	2	3-4	34	1	5	317	63.4	1	0
Sep 18	MARYLAND	4	158	39.5	56	0	1	0	1	0	1-1	23	0	6	374	62.3	1	0
Sep 25	at LSU	6	241	40.2	48	0	0	2	0	1	0-2	0	1	3	159	53.0	0	0
Oct 9	UNLV	5	222	44.4	53	0	0	3	2	3	0-0	0	0	8	503	62.9	2	0
Oct 14	USF	8	298	37.2	41	0	0	2	0	2	2-2	27	0	5	313	62.6	1	0
Oct 23	SYRACUSE	6	265	44.2	54	0	0	2	1	1	0-0	0	0	3	195	65.0	1	0
Oct 29	at Connecticut	6	257	42.8	57	0	3	1	1	3	2-2	42	0	4	260	65.0	0	0
Nov 13	CINCINNATI	6	237	39.5	46	0	1	2	0	4	0-0	0	0	6	390	65.0	0	0
Nov 20	at LOUISVILLE	7	314	44.9	47	0	0	5	0	2	1-2	43	1	4	254	63.5	2	0
Nov 26	at PITT	4	143	35.8	46	0	1	1	0	0	0-0	0	0	6	372	62.0	0	0
Dec 4	RUTGERS	1	45	45.0	45	0	0	1	0	0	0-1	0	1	6	340	56.7	0	0
Dec 28	vs NC State	4	172	43.0	49	0	0	2	0	3	0-2	0	0	2	120	60.0	0	0
Opponents		67	2802	41.8	71	0	6	23	8	24	10-17	43	4	64	3984	62.2	8	0
		84	3531	42.0	73	0	5	28	19	33	19-23	49	0	47	2849	60.6	3	2

West Virginia University Football
West Virginia Opponent Game-by-Game (as of Dec 30, 2010)
All games

OPPONENT STATISTICS

Date	Opponent	Rushing				Receiving				Passing				Kick Returns				Punt Returns				tot off
		no.	yds	td	lg	no.	yds	td	lg	cmp-att-int	yds	td	lg	no.	yds	td	lg	no.	yds	td	lg	
Sep 4	COASTAL CAROLINA	33	63	0	13	14	123	0	23	14-27-1	123	0	23	6	94	0	22	2	3	0	5	186
Sep 10	at Marshall	27	135	0	55	20	229	3	96	20-29-0	229	3	96	4	76	0	26	1	8	0	8	364
Sep 18	MARYLAND	27	-10	0	12	13	227	2	80	13-24-0	227	2	80	5	101	0	31	2	7	0	5	217
Sep 25	at LSU	36	150	1	16	11	80	0	20	11-23-2	80	0	20	3	61	0	25	3	90	1	60	230
Oct 9	UNLV	40	96	0	45	20	180	1	51	20-32-2	180	1	51	6	105	0	26	2	7	0	4	276
Oct 14	USF	29	65	0	14	22	137	0	15	22-33-3	137	0	15	4	111	0	55	1	1	0	1	202
Oct 23	SYRACUSE	38	183	0	46	5	63	1	29	5-15-0	63	1	29	2	57	0	30	3	35	0	16	246
Oct 29	at Connecticut	41	112	1	24	18	166	0	40	18-29-0	166	0	40	4	93	0	25	1	0	0	0	278
Nov 13	CINCINNATI	16	60	1	53	25	221	0	24	25-45-2	221	0	24	6	135	0	31	1	-1	0	0	281
Nov 20	at LOUISVILLE	30	26	0	21	12	145	0	26	12-24-1	145	0	26	2	40	0	28	1	0	0	0	171
Nov 26	at PITT	27	78	0	22	28	284	1	48	28-46-1	284	1	48	5	98	0	32	1	6	0	6	362
Dec 4	RUTGERS	30	63	0	22	12	140	2	44	12-21-0	140	2	44	6	116	0	29	0	0	0	0	203
Dec 28	vs NC State	36	103	0	18	28	275	2	32	28-45-0	275	2	32	2	53	0	46	0	0	0	0	378
West Virginia		410	1124	3	55	228	2270	12	96	228-393-12	2270	12	96	55	1140	0	55	18	156	1	60	3394
		526	2076	18	53	245	2769	24	71	245-382-8	2769	24	71	42	805	0	60	22	185	0	66	4845

Games played: 13
 Avg per rush: 2.7
 Avg per catch: 10.0
 Pass efficiency: 110.50
 Kick ret avg: 20.7
 Punt ret avg: 8.7
 All purpose avg/game: 374.1
 Total offense avg/gm: 261.1

Date	Opponent	Tackles				Sacks no-yds	Fumble		Pass Defense			Blkd kick	PAT Attempts				pts				
		ua	a	total	tfl-yds		ff	fr-yds	int-yds	qbh	brup		kick	rush	rcv	saf					
Sep 4	COASTAL CAROLINA	38	42	80	9.0-27	0.0-0	2	2-0	1-37	0	3	0	0-0	0	0	0	0	0	0	0	0
Sep 10	at Marshall	39	56	95	8.0-36	3.0-24	3	2-0	0-0	4	0	1	3-3	0	0	0	0	0	0	0	21
Sep 18	MARYLAND	50	42	92	6.0-28	2.0-19	2	2-0	1-53	2	2	0	2-2	0	0	0	0	0	0	0	17
Sep 25	at LSU	21	44	65	4.0-8	0.0-0	1	1-3	1-0	3	8	1	2-2	0	0	0	0	0	0	0	20
Oct 9	UNLV	36	10	46	3.0-16	1.0-5	1	0-0	0-0	0	2	0	1-1	0	0	0	0	0	0	0	10
Oct 14	USF	45	28	73	10.0-39	3.0-22	0	0-0	0-0	1	0	0	0-0	0	0	0	0	0	0	0	6
Oct 23	SYRACUSE	42	28	70	9.0-48	5.0-32	0	0-0	3-85	2	3	0	1-1	0	0	0	0	0	0	0	19
Oct 29	at Connecticut	50	24	74	7.0-23	1.0-8	4	4-0	0-0	0	5	0	1-1	0	0	0	0	0	0	0	16
Nov 13	CINCINNATI	52	44	96	5.0-21	2.0-14	1	1-0	1-2	1	0	0	1-1	0	0	0	0	0	0	0	10
Nov 20	at LOUISVILLE	46	14	60	8.0-40	4.0-32	1	1-0	0-0	0	0	1	1-1	0	0	0	0	0	0	0	10
Nov 26	at PITT	33	26	59	6.0-27	2.0-9	0	0-0	0-0	0	1	0	1-1	0	0	0	0	0	0	0	10
Dec 4	RUTGERS	53	28	81	6.0-24	2.0-13	3	3-7	0-0	0	2	1	2-2	0	0	0	0	0	0	0	14
Dec 28	vs NC State	45	6	51	4.0-27	2.0-21	2	4-0	1-0	8	2	0	2-2	0	0	0	0	0	0	0	23
West Virginia		550	392	942	85.0-364	27.0-199	20	20-10	8-173	21	28	4	17-17	0	0	0	0	0	0	0	176
		493	345	838	87.0-380	45.0-260	16	11-41	12-204	27	52	0	41-41	0	1	1	1	1	1	1	327

Date	Opponent	Punting										Field Goals			Kickoffs			
		no.	yds	avg	long	blkd	tb	fc	50+	i20	md-att	long	blkd	no.	yds	avg	tb	ob
Sep 4	COASTAL CAROLINA	8	281	35.1	48	0	0	0	0	2	0-2	0	0	1	58	58.0	0	0
Sep 10	at Marshall	7	282	40.3	51	0	2	2	1	3	0-1	0	0	4	237	59.2	0	0
Sep 18	MARYLAND	7	317	45.3	62	0	0	2	2	4	1-1	35	0	4	246	61.5	0	0
Sep 25	at LSU	6	265	44.2	55	0	1	1	2	4	2-2	49	0	5	330	66.0	0	0
Oct 9	UNLV	5	216	43.2	51	0	0	1	2	1	1-1	39	0	2	140	70.0	2	0
Oct 14	USF	6	204	34.0	40	0	0	4	0	2	2-2	47	0	3	202	67.3	0	0
Oct 23	SYRACUSE	6	310	51.7	61	0	2	1	4	2	4-4	33	0	6	321	53.5	0	1
Oct 29	at Connecticut	9	382	42.4	62	0	0	2	2	3	3-3	39	0	4	192	48.0	0	1
Nov 13	CINCINNATI	8	326	40.8	49	0	0	6	0	1	1-1	49	0	3	197	65.7	1	0
Nov 20	at LOUISVILLE	8	367	45.9	73	0	0	2	3	4	1-1	43	0	3	209	69.7	0	0
Nov 26	at PITT	1	44	44.0	44	0	0	0	0	1	1-1	42	0	3	204	68.0	0	0
Dec 4	RUTGERS	7	303	43.3	52	0	0	3	2	2	0-0	0	0	3	168	56.0	0	0
Dec 28	vs NC State	6	234	39.0	53	0	0	4	1	4	3-4	45	0	6	345	57.5	0	0
West Virginia		84	3531	42.0	73	0	5	28	19	33	19-23	49	0	47	2849	60.6	3	2
		67	2802	41.8	71	0	6	23	8	24	10-17	43	4	64	3984	62.2	8	0

West Virginia University Football
West Virginia Red-Zone Results (as of Dec 30, 2010)
All games

West Virginia Inside Opponent Red-Zone

Date	Opponent	Score	Times In RZ	Times Scored	Total Pts	Rush TDs	Pass TDs	FGs Made	Failed to score inside RZ						
									FGA	Down	Int	Fumb	Half	Game	
Sep 4, 2010	COASTAL CAROLINA	W 31-0	6	5	31	4	2	2	1	0	0	0	1	0	0
Sep 10, 2010	at Marshall	W 24-21	6	5	24	2	1	1	3	0	1	0	0	0	0
Sep 18, 2010	MARYLAND	W 31-17	6	5	31	4	0	4	1	0	0	0	1	0	0
Sep 25, 2010	at LSU	L 14-20	3	2	14	2	0	2	0	1	0	0	0	0	0
Oct 9, 2010	UNLV	W 49-10	4	3	21	3	2	1	0	0	0	0	0	1	0
Oct 14, 2010	USF	W 20-6	3	3	13	1	0	1	2	0	0	0	0	0	0
Oct 23, 2010	SYRACUSE	L 14-19	4	2	14	2	1	1	0	0	1	1	0	0	0
Oct 29, 2010	at Connecticut	L 13-16	2	1	3	0	0	0	1	0	0	0	1	0	0
Nov 13, 2010	CINCINNATI	W 37-10	4	3	21	3	1	2	0	0	1	0	0	0	0
Nov 20, 2010	at LOUISVILLE	W 17-10	3	3	17	2	2	0	1	0	0	0	0	0	0
Nov 26, 2010	at PITT	W 35-10	5	4	28	4	2	2	0	0	1	0	0	0	0
Dec 4, 2010	RUTGERS	W 35-14	7	4	28	4	3	1	0	1	0	0	2	0	0
Dec 28, 2010	vs NC State	L 7-23	0	0	0	0	0	0	0	0	0	0	0	0	0
Totals			53	40	245	31	14	17	9	2	4	1	5	1	0
40 of 53 (75.5%)															

Opponents Inside West Virginia Red-Zone

Date	Opponent	Score	Times In RZ	Times Scored	Total Pts	Rush TDs	Pass TDs	FGs Made	Failed to score inside RZ						
									FGA	Down	Int	Fumb	Half	Game	
Sep 4, 2010	COASTAL CAROLINA	W 31-0	0	0	0	0	0	0	0	0	0	0	0	0	0
Sep 10, 2010	at Marshall	W 24-21	3	2	14	2	0	2	0	0	0	0	1	0	0
Sep 18, 2010	MARYLAND	W 31-17	1	1	3	0	0	0	1	0	0	0	0	0	0
Sep 25, 2010	at LSU	L 14-20	3	2	10	1	1	0	1	0	0	0	0	1	0
Oct 9, 2010	UNLV	W 49-10	1	1	7	1	0	1	0	0	0	0	0	0	0
Oct 14, 2010	USF	W 20-6	1	1	3	0	0	0	1	0	0	0	0	0	0
Oct 23, 2010	SYRACUSE	L 14-19	4	4	12	0	0	0	4	0	0	0	0	0	0
Oct 29, 2010	at Connecticut	L 13-16	3	3	9	0	0	0	3	0	0	0	0	0	0
Nov 13, 2010	CINCINNATI	W 37-10	1	0	0	0	0	0	0	0	0	1	0	0	0
Nov 20, 2010	at LOUISVILLE	W 17-10	0	0	0	0	0	0	0	0	0	0	0	0	0
Nov 26, 2010	at PITT	W 35-10	2	1	7	1	0	1	0	0	0	0	1	0	0
Dec 4, 2010	RUTGERS	W 35-14	1	1	7	1	0	1	0	0	0	0	0	0	0
Dec 28, 2010	vs NC State	L 7-23	5	3	17	2	0	2	1	1	0	0	1	0	0
Totals			25	19	89	8	1	7	11	1	0	1	3	1	0
19 of 25 (76.0%)															

West Virginia University Football
West Virginia By-Quarter Statistics (as of Dec 30, 2010)
All games

3rd-Down Conversions

Date	Opponent	Score	Overall		1st Qtr		2nd Qtr		3rd Qtr		4th Qtr		Overtime	
Sep 4, 2010	COASTAL CAROLINA	W 31-0	9-17	52.9	3-5	60.0	1-4	25.0	4-4	100.0	1-4	25.0		
Sep 10, 2010	at Marshall	W 24-21	8-18	44.4	0-1	0.0	3-6	50.0	1-4	25.0	3-5	60.0	1-2	50.0
Sep 18, 2010	MARYLAND	W 31-17	11-18	61.1	3-3	100.0	4-6	66.7	2-5	40.0	2-4	50.0		
Sep 25, 2010	at LSU	L 14-20	2-13	15.4	0-3	0.0	1-5	20.0	0-1	0.0	1-4	25.0		
Oct 9, 2010	UNLV	W 49-10	4-11	36.4	0-2	0.0	1-2	50.0	2-3	66.7	1-4	25.0		
Oct 14, 2010	USF	W 20-6	7-17	41.2	2-3	66.7	0-4	0.0	3-5	60.0	2-5	40.0		
Oct 23, 2010	SYRACUSE	L 14-19	6-17	35.3	2-3	66.7	1-5	20.0	0-3	0.0	3-6	50.0		
Oct 29, 2010	at Connecticut	L 13-16	7-17	41.2	1-4	25.0	2-3	66.7	1-4	25.0	2-5	40.0	1-1	100.0
Nov 13, 2010	CINCINNATI	W 37-10	7-16	43.8	3-6	50.0	2-5	40.0	1-2	50.0	1-3	33.3		
Nov 20, 2010	at LOUISVILLE	W 17-10	6-16	37.5	2-4	50.0	2-3	66.7	2-5	40.0	0-4	0.0		
Nov 26, 2010	at PITT	W 35-10	7-12	58.3	0-2	0.0	1-2	50.0	3-4	75.0	3-4	75.0		
Dec 4, 2010	RUTGERS	W 35-14	9-14	64.3	2-3	66.7	3-5	60.0	2-2	100.0	2-4	50.0		
Dec 28, 2010	vs NC State	L 7-23	6-13	46.2	1-4	25.0	3-4	75.0	1-3	33.3	1-2	50.0		
	West Virginia		89-199	44.7	19-43	44.2	24-54	44.4	22-45	48.9	22-54	40.7	2-3	66.7
	Opponents		49-186	26.3	10-36	27.8	16-55	29.1	15-52	28.8	8-42	19.0	0-1	0.0

4th-Down Conversions

Date	Opponent	Score	Overall		1st Qtr		2nd Qtr		3rd Qtr		4th Qtr		Overtime	
Sep 4, 2010	COASTAL CAROLINA	W 31-0	1-1	100.0	1-1	100.0	0-0	0.0	0-0	0.0	0-0	0.0		
Sep 10, 2010	at Marshall	W 24-21	1-2	50.0	0-0	0.0	0-1	0.0	0-0	0.0	1-1	100.0	0-0	0.0
Sep 18, 2010	MARYLAND	W 31-17	0-1	0.0	0-0	0.0	0-1	0.0	0-0	0.0	0-0	0.0		
Sep 25, 2010	at LSU	L 14-20	1-1	100.0	0-0	0.0	1-1	100.0	0-0	0.0	0-0	0.0		
Oct 9, 2010	UNLV	W 49-10	2-2	100.0	0-0	0.0	0-0	0.0	0-0	0.0	2-2	100.0		
Oct 14, 2010	USF	W 20-6	0-0	0.0	0-0	0.0	0-0	0.0	0-0	0.0	0-0	0.0		
Oct 23, 2010	SYRACUSE	L 14-19	1-2	50.0	0-0	0.0	0-0	0.0	0-0	0.0	1-2	50.0		
Oct 29, 2010	at Connecticut	L 13-16	1-2	50.0	0-0	0.0	0-0	0.0	1-2	50.0	0-0	0.0	0-0	0.0
Nov 13, 2010	CINCINNATI	W 37-10	1-2	50.0	0-0	0.0	0-0	0.0	0-0	0.0	1-2	50.0		
Nov 20, 2010	at LOUISVILLE	W 17-10	0-0	0.0	0-0	0.0	0-0	0.0	0-0	0.0	0-0	0.0		
Nov 26, 2010	at PITT	W 35-10	0-1	0.0	0-0	0.0	0-0	0.0	0-0	0.0	0-1	0.0		
Dec 4, 2010	RUTGERS	W 35-14	0-0	0.0	0-0	0.0	0-0	0.0	0-0	0.0	0-0	0.0		
Dec 28, 2010	vs NC State	L 7-23	0-1	0.0	0-0	0.0	0-0	0.0	0-1	0.0	0-0	0.0		
	West Virginia		8-15	53.3	1-1	100.0	1-3	33.3	1-3	33.3	5-8	62.5	0-0	0.0
	Opponents		10-20	50.0	1-2	50.0	3-5	60.0	3-5	60.0	3-8	37.5	0-0	0.0

Time of Possession

Date	Opponent	Score	Overall	1st Qtr	2nd Qtr	3rd Qtr	4th Qtr	Overtime
Sep 4, 2010	COASTAL CAROLINA	W 31-0	32:09	9:00	10:12	6:52	6:05	
Sep 10, 2010	at Marshall	W 24-21	33:45	8:14	10:26	6:49	8:16	0:00
Sep 18, 2010	MARYLAND	W 31-17	37:02	9:17	9:58	6:54	10:53	
Sep 25, 2010	at LSU	L 14-20	26:07	6:27	10:03	2:14	7:23	
Oct 9, 2010	UNLV	W 49-10	23:57	6:27	3:35	4:52	9:03	
Oct 14, 2010	USF	W 20-6	32:01	8:44	6:01	8:44	8:32	
Oct 23, 2010	SYRACUSE	L 14-19	31:48	10:00	6:33	5:22	9:53	
Oct 29, 2010	at Connecticut	L 13-16	30:45	7:41	6:08	8:03	8:53	0:00
Nov 13, 2010	CINCINNATI	W 37-10	36:53	7:36	9:22	10:06	9:49	
Nov 20, 2010	at LOUISVILLE	W 17-10	31:57	8:02	7:19	7:54	8:42	
Nov 26, 2010	at PITT	W 35-10	26:32	3:12	4:14	8:11	10:55	
Dec 4, 2010	RUTGERS	W 35-14	33:20	9:21	4:44	9:02	10:13	
Dec 28, 2010	vs NC State	L 7-23	23:14	7:02	6:53	5:02	4:17	
	West Virginia	Total	399:30	101:03	95:28	90:05	112:54	0:00
		Avg.	30:43	7:46	7:20	6:55	8:41	0:00
	Opponents	Total	380:23	93:57	99:32	104:48	82:06	0:00
		Avg.	29:15	7:13	7:39	8:03	6:18	0:00

West Virginia University Football
West Virginia Games Played (as of Dec 30, 2010)
All games

##	PLAYER	GP-GS	COASTA	MAR	MD	LS	LV	USF	SYR	UCONN	CIN	LOU	PITT	RUTGER	NCSU
6D	MILLER, Pat	13/2	XXX	XXX	START	XXX	XXX	XXX	XXX	XXX	XXX	XXX	XXX	XXX	START
80	NEHLEN, Ryan	6/-	XXX	XXX	XXX	...	XXX	XXX	XXX
90	NEILD, Chris	13/13	START	START	START	START	START	START	START	START	START	START	START	START	START
87	NUTTER, Cody	13/-	XXX	XXX	XXX	XXX	XXX	XXX	XXX	XXX	XXX	XXX	XXX	XXX	XXX
36	PUGNETTI, Gregg	13/-	XXX	XXX	XXX	XXX	XXX	XXX	XXX	XXX	XXX	XXX	XXX	XXX	XXX
55	RADER, Tyler	3/-	XXX	XXX	XXX
47	RIGG, Doug	13/-	XXX	XXX	XXX	XXX	XXX	XXX	XXX	XXX	XXX	XXX	XXX	XXX	XXX
9	SANDERS, Jock	13/11	START	START	START	START	START	START	START	XXX	START	START	XXX	START	START
2	SANDS, Robert	13/13	START	START	START	START	START	START	START	START	START	START	START	START	START
44	SMITH, Corey	13/-	XXX	XXX	XXX	XXX	XXX	XXX	XXX	XXX	XXX	XXX	XXX	XXX	XXX
24	SMITH, Eain	12/1	START	XXX	XXX	XXX	XXX	XXX	XXX	XXX	XXX	XXX	XXX	XXX	...
12	SMITH, Geno	13/13	START	START	START	START	START	START	START	START	START	START	START	START	START
35	SMITH, Lawrence	13/-	XXX	XXX	XXX	XXX	XXX	XXX	XXX	XXX	XXX	XXX	XXX	XXX	XXX
65	SNODGRASS, Chad	12/-	XXX	...	XXX	XXX	XXX	XXX	XXX	XXX	XXX	XXX	XXX	XXX	XXX
14	SNOOK, Chris	8/-	XXX	XXX	XXX	XXX	XXX	XXX	XXX	XXX
2D	STARKS, Brad	13/2	XXX	XXX	XXX	XXX	START	XXX	XXX	XXX	XXX	XXX	XXX	XXX	START
8	TANDY, Keith	13/13	START	START	START	START	START	START	START	START	START	START	START	START	START
94	TAYLOR, Josh	11/-	XXX	...	XXX	XXX	XXX	XXX	XXX	XXX	XXX	XXX	XXX	XXX	...
30	THOMAS, J.T.	13/13	START	START	START	START	START	START	START	START	START	START	START	START	START
59	TIMMERMAN, Matt	13/1	XXX	XXX	XXX	XXX	XXX	XXX	XXX	XXX	XXX	XXX	START	XXX	XXX
89	URBAN, Tyler	11/4	START	XXX	XXX	XXX	XXX	XXX	START	START	START	XXX	XXX
43	VANCE, Casey	12/-	XXX	XXX	XXX	XXX	XXX	XXX	...	XXX	XXX	XXX	XXX	XXX	XXX
15	WHITE, Coley	3/-	XXX	XXX	XXX
81	WOODS, J.D.	13/4	XXX	START	XXX	XXX	START	START	XXX	START	XXX	XXX	XXX	XXX	XXX
99	WRIGHT, Jorge	12/1	XXX	XXX	XXX	START	XXX	XXX	XXX	XXX	XXX	...	XXX	XXX	XXX

West Virginia University Football
West Virginia Game Superlatives (2010 Final Statistics)
All games

INDIVIDUAL GAME HIGHS

Rushes	27	DEVINE, Noel vs Maryland (Sep 18, 2010)
Yards Rushing	131	DEVINE, Noel vs Maryland (Sep 18, 2010)
TD Rushes	3	CLARKE, Ryan vs RUTGERS (Dec 4, 2010)
Long Rush	53	STARKS, Brad at Connecticut (Oct 29, 2010)
Pass attempts	45	SMITH, Geno at Marshall (Sep 10, 2010)
Pass completions	32	SMITH, Geno at Marshall (Sep 10, 2010)
Yards Passing	352	SMITH, Geno vs RUTGERS (Dec 4, 2010)
TD Passes	4	SMITH, Geno vs Maryland (Sep 18, 2010)
	4	SMITH, Geno vs Cincinnati (Nov 13, 2010)
Long Pass	71	SMITH, Geno at PITT (Nov 26, 2010)
Receptions	10	DEVINE, Noel at Marshall (Sep 10, 2010)
	10	SANDERS, Jock vs USF (Oct 14, 2010)
Yards Receiving	121	AUSTIN, Tavon vs RUTGERS (Dec 4, 2010)
TD Receptions	3	STARKS, Brad vs UNLV (Oct 9, 2010)
Long Reception	71	AUSTIN, Tavon at PITT (Nov 26, 2010)
Field Goals	3	BITANCURT, Tyler at Marshall (Sep 10, 2010)
Long Field Goal	43	BITANCURT, Tyler at LOUISVILLE (Nov 20, 2010)
Punts	8	PUGNETTI, Gregg vs USF (Oct 14, 2010)
Punting Avg	49.2	PUGNETTI, Gregg vs Coastal Carolina (Sep 4, 2010)
Long Punt	71	PUGNETTI, Gregg vs Coastal Carolina (Sep 4, 2010)
Long Punt Return	66	SANDERS, Jock vs Maryland (Sep 18, 2010)
Long Kickoff Return	60	SANDERS, Jock vs NC State (Dec 28, 2010)
Tackles	10	GARVIN, Terrence vs Coastal Carolina (Sep 4, 2010)
	10	GOODE, Najee at Marshall (Sep 10, 2010)
	10	TANDY, Keith vs USF (Oct 14, 2010)
	10	TANDY, Keith vs Syracuse (Oct 23, 2010)
	10	THOMAS, J.T. vs NC State (Dec 28, 2010)
Sacks	3.0	IRVIN, Bruce vs Maryland (Sep 18, 2010)
	3.0	MILLER, Julian vs RUTGERS (Dec 4, 2010)
Tackles For Loss	3.0	IRVIN, Bruce vs Maryland (Sep 18, 2010)
	3.0	MILLER, Julian vs RUTGERS (Dec 4, 2010)
Interceptions	2	TANDY, Keith vs UNLV (Oct 9, 2010)

West Virginia University Football
West Virginia Game Superlatives (2010 Final Statistics)
All games

TEAM GAME HIGHS

Rushes	59	vs Cincinnati (Nov 13, 2010)
Yards Rushing	254	at Connecticut (Oct 29, 2010)
Yards Per Rush	6.6	vs UNLV (Oct 9, 2010)
TD Rushes	4	vs UNLV (Oct 9, 2010)
	4	vs RUTGERS (Dec 4, 2010)
Pass attempts	45	at Marshall (Sep 10, 2010)
Pass completions	32	at Marshall (Sep 10, 2010)
Yards Passing	352	vs RUTGERS (Dec 4, 2010)
Yards Per Pass	17.7	at PITT (Nov 26, 2010)
TD Passes	4	vs Maryland (Sep 18, 2010)
	4	vs Cincinnati (Nov 13, 2010)
Total Plays	87	at Marshall (Sep 10, 2010)
Total Offense	523	vs RUTGERS (Dec 4, 2010)
Yards Per Play	8.4	vs UNLV (Oct 9, 2010)
Points	49	vs UNLV (Oct 9, 2010)
Sacks By	8	vs Maryland (Sep 18, 2010)
First Downs	29	vs Cincinnati (Nov 13, 2010)
Penalties	9	vs Maryland (Sep 18, 2010)
	9	vs Syracuse (Oct 23, 2010)
Penalty Yards	68	vs UNLV (Oct 9, 2010)
Turnovers	5	vs NC State (Dec 28, 2010)
Interceptions By	3	vs USF (Oct 14, 2010)

West Virginia University Football
West Virginia Game Superlatives (2010 Final Statistics)
All games

OPPONENT INDIVIDUAL GAME HIGHS

Rushes	33	TODMAN, Jordan, at Connecticut (Oct 29, 2010)
Yards Rushing	116	Stevan Ridley, at LSU (Sep 25, 2010)
TD Rushes	1	Stevan Ridley, at LSU (Sep 25, 2010)
	1	TODMAN, Jordan, at Connecticut (Oct 29, 2010)
	1	PEAD, Isaiah, vs Cincinnati (Nov 13, 2010)
Long Rush	55	WARD, Martin, at Marshall (Sep 10, 2010)
Pass attempts	46	SUNSERI, Tino, at PITT (Nov 26, 2010)
Pass completions	28	SUNSERI, Tino, at PITT (Nov 26, 2010)
	28	Wilson, R., vs NC State (Dec 28, 2010)
Yards Passing	284	SUNSERI, Tino, at PITT (Nov 26, 2010)
TD Passes	3	ANDERSON, Brian, at Marshall (Sep 10, 2010)
Long Pass	96	ANDERSON, Brian, at Marshall (Sep 10, 2010)
Receptions	11	BOGAN, Dontavia, vs USF (Oct 14, 2010)
Yards Receiving	149	To. Smith, vs Maryland (Sep 18, 2010)
TD Receptions	2	WILSON, Antaviou, at Marshall (Sep 10, 2010)
	2	To. Smith, vs Maryland (Sep 18, 2010)
Long Reception	96	DOBSON, Aaron, at Marshall (Sep 10, 2010)
Field Goals	4	KRAUTMAN, Ross, vs Syracuse (Oct 23, 2010)
Long Field Goal	49	Josh Jasper, at LSU (Sep 25, 2010)
	49	ROGERS, Jacob, vs Cincinnati (Nov 13, 2010)
Punts	9	WAGNER, Cole, at Connecticut (Oct 29, 2010)
Punting Avg	51.7	LONG, Rob, vs Syracuse (Oct 23, 2010)
Long Punt	73	PHILPOTT, Chris, at LOUISVILLE (Nov 20, 2010)
Long Punt Return	60	Pa. Peterson, at LSU (Sep 25, 2010)
Long Kickoff Return	55	LAMAR, Lindsey, vs USF (Oct 14, 2010)
Tackles	17	MOORE, Sio, at Connecticut (Oct 29, 2010)
Sacks	2.0	CURRY, Vinny, at Marshall (Sep 10, 2010)
	2.0	JONES, Chandler, vs Syracuse (Oct 23, 2010)
	2.0	EVANS, Mike, at LOUISVILLE (Nov 20, 2010)
	2.0	ALEXIH, Chas, at PITT (Nov 26, 2010)
Tackles For Loss	3.0	HARVEY, Mario, at Marshall (Sep 10, 2010)
	3.0	CURRY, Vinny, at Marshall (Sep 10, 2010)
	3.0	Drakeford, vs Maryland (Sep 18, 2010)
	3.0	MOORE, Sio, at Connecticut (Oct 29, 2010)
	3.0	SILVESTRO, Alex, vs RUTGERS (Dec 4, 2010)
Interceptions	2	HOGUE, Doug, vs Syracuse (Oct 23, 2010)

West Virginia University Football
West Virginia Game Superlatives (2010 Final Statistics)
All games

OPPONENT TEAM GAME HIGHS

Rushes	41	at Connecticut (Oct 29, 2010)
Yards Rushing	183	vs Syracuse (Oct 23, 2010)
Yards Per Rush	5.0	at Marshall (Sep 10, 2010)
TD Rushes	1	at LSU (Sep 25, 2010)
	1	at Connecticut (Oct 29, 2010)
	1	vs Cincinnati (Nov 13, 2010)
Pass attempts	46	at PITT (Nov 26, 2010)
Pass completions	28	at PITT (Nov 26, 2010)
	28	vs NC State (Dec 28, 2010)
Yards Passing	284	at PITT (Nov 26, 2010)
Yards Per Pass	9.5	vs Maryland (Sep 18, 2010)
TD Passes	3	at Marshall (Sep 10, 2010)
Total Plays	81	vs NC State (Dec 28, 2010)
Total Offense	378	vs NC State (Dec 28, 2010)
Yards Per Play	6.5	at Marshall (Sep 10, 2010)
Points	23	vs NC State (Dec 28, 2010)
Sacks By	5	vs Syracuse (Oct 23, 2010)
First Downs	21	vs NC State (Dec 28, 2010)
Penalties	12	at LSU (Sep 25, 2010)
Penalty Yards	120	at LSU (Sep 25, 2010)
Turnovers	4	vs Cincinnati (Nov 13, 2010)
	4	at PITT (Nov 26, 2010)
Interceptions By	3	vs Syracuse (Oct 23, 2010)