



FOOTBALL

WVU ATHLETIC COMMUNICATIONS
PO Box 877 | Morgantown, WV 26507-0877
304.293.2821

WVUSPORTS.com

2016

GAME 1 // WEST VIRGINIA VS. MISSOURI

SATURDAY, SEPT. 3, 2016 | NOON (ET) | MILAN PUSKAR STADIUM (60,000) | MORGANTOWN, W. VA.



MISSOURI

September 3
Morgantown
Noon

FS1



THE SERIES WITH MISSOURI

All-Time Series Missouri leads 3-2
In Morgantown Tied 1-1
In Columbia Tied 1-1
At Neutral Site Missouri leads 1-0
Holgorsen vs. Missouri First Meeting
Holgorsen vs. Odom First Meeting
Odom vs. West Virginia First Meeting
Odom vs. Holgorsen First Meeting



WEST VIRGINIA

2015 Record 8-5, 4-5 Big 12
Head Coach Dana Holgorsen
Alma Mater/Year Iowa Wesleyan ('93)
Record at WVU 36-28 (6th)
Overall Record 36-28 (6th)

MISSOURI

2015 Record 5-7, 1-7 SEC East
Head Coach Barry Odom
Alma Mater/Year Missouri ('99)
Record at Missouri 0-0 (1st)
Overall Record 0-0 (1st)



Skylar HOWARD

Noble NWACHUKWU

NOTES TO REMEMBER

- ✓ The 2016 season marks West Virginia's 125th year of football/WVU is No. 14 all-time in college football winning percentage
- ✓ WVU is 88-31-4 all-time in season openers/96-19-6 all-time in home openers/31-4-1 in Milan Puskar Stadium season openers/6-0 in this decade/5-0 under Holgorsen
- ✓ Today's game marks the first regular-season game against an SEC opponent since 2011 (LSU) and the first home opener against the SEC since 1962 (Vanderbilt)
- ✓ WVU is 24-25-1 all-time against teams from the Southeastern Conference, including a 5-5 mark in the last 10 games
- ✓ WVU is 2-3 all-time against Missouri in a series that dates back to 1926/1-1 in games at home
- ✓ WVU has won 12 straight home season openers, dating back to a 24-17 loss to Wisconsin in 2003
- ✓ WVU's 12 straight home season opening wins ranks No. 6 nationally
- ✓ There are 34 juniors and seniors on the 2016 WVU depth chart

- ✓ The Mountaineers have 14 senior starters on its depth chart and 20 seniors on its two deep, most in the Big 12
- ✓ Since 2000, WVU is 101-13 when scoring 30 or more points in a contest/52-4 when scoring 40 or more points in a game
- ✓ In the Dana Holgorsen era, WVU has produced 61 games with 300 or more yards of total offense, 45 games with 400 or more yards of total offense, 23 games with more than 500 yards and 11 with more than 600 yards
- ✓ In the Holgorsen era, WVU has scored 30 or more points in 44 games, 40 or more points in 23 games, 50 or more points in seven games and 60 or more points three times
- ✓ WVU is 75-11 since 2002 when winning the turnover battle
- ✓ The WVU offensive line has 84 career starts returning in 2016/No. 2 among Big 12 teams
- ✓ WVU has six offensive linemen who have seen action on more than 450 career plays
- ✓ The WVU defense hasn't allowed an opponent to complete better than 50 percent on its third down attempts in 25 straight games, longest streak in the Big 12

* BIG 12 CONFERENCE GAME

o HOMECOMING

▲ MOUNTAINEER WEEK

MISSOURI
September 3
Morgantown
Noon

YOUNGSTOWN STATE
September 10
Morgantown
2 p.m.

BYU
September 24
Landover, Md.
TBA

KANSAS STATE*
October 1
Morgantown
TBA

TEXAS TECH*
October 15
Lubbock, Texas
TBA

TCU*
October 22
Morgantown
TBA

OKLAHOMA STATE*
October 29
Stillwater, Okla.
TBA

KANSAS**
November 5
Morgantown
TBA

TEXAS*
November 12
Austin, Texas
TBA

OKLAHOMA*
November 19
Morgantown
TBA

IOWA STATE*
November 26
Ames, Iowa
TBA

BAYLOR*
December 3
Morgantown
TBA



MarcBULGER

ShawnFOREMAN

LAST TIME AGAINST MISSOURI: MISSOURI 34, WEST VIRGINIA 31

TUCSON, Ariz. (Dec. 26, 1998) - Bad luck and the rushing ability of Missouri quarterback Corby Jones were enough to stave off a furious second-half Mountaineer rally as the Tigers outlasted West Virginia 34-31 in the Insight.com Bowl.

WVU moved the ball at will against a seemingly overmatched Mizzou defense early on in the ball game, but a blocked field goal and an interception, that went in and out of the normally sure-handed Shawn Foreman's clutches, led to two Tiger scores and a 14-0 lead that stunned the Mountaineers for the entire first half.

West Virginia managed to get a 28-yard field goal from Jay Taylor and headed into the locker room trailing the Tigers 24-3.

A re-focused Mountaineer squad took the field in the second half. The defenses traded blows to start the second half with neither team gaining an advantage.

From that point, West Virginia put on an explosive display of offensive football.

While the first half was a showcase for Missouri's Jones, the second half turned out to be the Marc Bulger show. The junior from Pittsburgh, Pennsylvania, set bowl and school records for passing yards in a game with 452.

Riding momentum from a Boo Sensabaugh blocked punt, Bulger hooked-up with David Saunders on a nine-yard touchdown strike to get the Mountaineers into the end zone for the first time in the contest.

Following Jones' third touchdown run of the game, Bulger's surgical precision carved up the Tiger defense to the tune of eight completions during the following WVU drive, including an eight-yard score to Khori Ivy.

As well as West Virginia played in the third quarter, it was merely a sign of things to come. Bulger continued his hot hand during the Mountaineers' first possession of the fourth quarter by connecting with Amos Zereoue out of the backfield for a nine-yard touchdown.

Missouri then took advantage of two costly WVU penalties to get within range for an 18-yard field goal that would be the difference in the game.

Trailing by 10 points, Bulger once again marched West Virginia down the field and cut the Tiger

lead to three after hitting Saunders on a one-yard scoring strike with a little more than two minutes remaining in the game.

However, Missouri recovered the attempted onside kick by Taylor and ran out the clock to hold on to a 34-31 decision.

West Virginia was led defensively by junior linebacker Barrett Green, who, despite suffering from injured ribs, registered a team-high 14 tackles. Senior Gary Stills closed out his career with six tackles, including two TFLs and one sack.

Bulger set school bowl records for yards passing

THE MISSOURI SERIES

Missouri Leads 3-2

- 1-1 in Morgantown
- 1-1 in Columbia
- 0-1 at neutral site

- 1998, Insight.com Bowl, Missouri, 34-31
- 1994, away, West Virginia, 34-10
- 1993, home, West Virginia, 35-3
- 1927, away, Missouri, 13-0
- 1926, home, Missouri, 27-0

(429), passes attempted (50), passes completed (34) and total offense (424).

Shawn Foreman set a school bowl record for yards receiving with 189 yards on 11 receptions, while Saunders tied the WVU record for touchdowns in a bowl game with two.

SCORING AND STATISTICAL SUMMARY

	1	2	3	4	Total
West Virginia	0	3	14	14	31
Missouri	14	10	7	3	34

- 1st MO - Carlos Posey 70 blocked field goal return (Long kick)
MO - Corby Jones 9 run (Long Kick)
- 2nd WVU - Jay Taylor 28 field goal
MO - Punt blocked through end zone for safety
MO - C.Jones 2 run (Kent Layman pass)
- 3rd WVU - David Saunders 9 pass from Marc Bulger (Taylor kick)
MO - C.Jones 11 run (Long kick)
WVU - Khori Ivy 8 pass from Bulger (Taylor kick)
- 4th WVU - Amos Zereoue 9 pass from Bulger (Taylor kick)
MO - Brian Long 18 field goal
WVU - Saunders 1 pass from Bulger (Taylor kick)

	WVU	MO
First Downs	27	21
Rushes/Yards	26/39	53/197
Passing Yardage	452	130
Passes	35/51/2	8/12/0
Punts	2/51/25.5	5/163/32.6
Fumbles/Lost	0/0	3/1
Return Yardage	73	184
Penalties/Yards	6/60	4/29
Time of Possession	27:41	32:19

WVU RUSHING: Zereoue 22-32; Greene 1-12; WVU PASSING: Bulger 34-50-4-429; WVU RECEIVING: Foreman 11-189; Saunders 8-95-2; Becht 6-87; WVU TACKLES (TFL/QS): Green 14 (2/1); Kayden 8, ; Stills 6 (2/1); WVU INTERCEPTIONS: None

MO RUSHING: West 31-125; Jones 18-51-3; MO PASSING: Jones 8-12-0-130; MO RECEIVING: Dausman 3-44; Wise 2-27; MO TACKLES (TFL/QS): Jones 10, Posey 7, Smith 5 (1/0), Mariott 5 (3/1) ; MO INTERCEPTIONS: Piersey, Jones

Attendance - 36,147



Mike COLLINS

LAST TIME IN MORGANTOWN: WEST VIRGINIA 35, MISSOURI 3

MORGANTOWN, W.Va. (Sept. 25, 1993) - The Mountaineers used an opportunistic defense and three touchdown passes by Jake Kelchner as they defeated Missouri, 35-3, in front of a rain-soaked Mountaineer Field crowd of 53,214.

Following a scoreless first quarter; WVU dented the scoreboard with 8:14 left in the half when Kelchner hit tight end Charles Washington with a four-yard scoring toss. Todd Sauerbrun converted the PAT for the 7-0 lead.

That score was set up when Tarris Alexander intercepted a Jeff Handy pass and returned it 67 yards to the Missouri seven.

The interception was one of four the Mountaineers had on the day. All in all, the defense forced a total of six turnovers.

The lead was extended to 14-0 in the third quarter, when Kelchner found Jay Kearney with a 27-yard toss.

Kelchner set up the score by scrambling 61 yards to the Missouri 20. Sauerbrun again converted the PAT.

That same duo hooked up again on WVU's next series as Kelchner hit a streaking Kearney with an 83-yard touchdown pass, the longest pass in Mountaineer Field history and the fourth career touchdown catch of over 60 yards for Kearney. Sauerbrun converted the PAT, and with 4:47 left in the third, WVU led 21-0.

The Mountaineer defense accounted for WVU's final 14 points. During the fourth quarter, strong safety Mike Collins turned in the play of the game when he stripped the ball from Missouri fullback Michael Washington and raced 97 yards for a score, tying a Mountaineer Field record for the longest fumble recovery return.

That lead was extended to 35-0 eight seconds later when Vann Washington picked off a Handy pass and returned it 27 yards for a score.

Missouri avoided a shutout when Kyle Pooler booted a 35-yard field goal with 4:17 remaining in the game.

Kelchner, who entered the game leading the NCAA in passing efficiency, went 10-13 with 182 yards, three scores and no interceptions.

Jimmy Gary rushed for 94 yards on 16 carries in his first collegiate start and Kearney had three catches for 125 yards, becoming the first WVU receiver to record back-to-back 100 yard games

since Danny Buggs turned the trick in 1972 against Penn State and Pitt.

Defensive standouts included Collins, who had 10 tackles to go with this fumble return and Wes Richardson with nine tackles.

WVU got interceptions from Alexander, Washington, David Mayfield and Puppy Wright and fumble recoveries from Collins and Barry Hawkins.

HOME OPENERS AT MILAN PUSKAR STADIUM

2015	WVU 44, Georgia Southern 0 (55,182)
2014	WVU 54, Towson 0 (56,414)
2013	WVU 24, William & Mary 17 (56,350)
2012	WVU 69, Marshall 34 (59,120)
2011	WVU 34, Marshall 13 (60,758)
2010	WVU 31, Coastal Carolina 0 (57,862)
2009	WVU 33, Liberty 20 (57,950)
2008	WVU 48, Villanova 21 (60,566)
2007	WVU 62, W. Michigan 24 (60,563)
2006	WVU 42, Marshall 10 (60,513)
2005	WVU 35, Wofford 7 (54,630)
2004	WVU 56, East Carolina 23 (59,172)
2003	Wisconsin 24, WVU 17 (60,663)
2002	WVU 56, Chattanooga 7 (54,455)
2001	WVU 20, Ohio 3 (52,995)
2000	WVU 34, Boston College 14 (49,786)
1999	WVU 37, Miami (Ohio) 32 (43,799)
1998	Ohio State 34, WVU 17 (68,409)
1997	WVU 42, Marshall 10 (65,492)
1996	WVU 34, W. Michigan 9 (47,938)
1995	Purdue 26, WVU 24 (60,876)
1994	WVU 16, Ball State 14 (60,063)
1993	WVU 48, E. Michigan 6 (50,483)
1992	WVU 29, Miami (Ohio) 29 (45,418)
1991	Pitt 34, WVU 3 (68,041)
1990	WVU 35, Kent State 24 (52,346)
1989	WVU 35, Ball State 10 (57,866)
1988	WVU 62, Bowling Green 14 (53,515)
1987	WVU 23, Ohio University 3 (46,774)
1986	WVU 47, N. Illinois 14 (56,665)
1985	WVU 52, Louisville 13 (62,128)
1984	WVU 38, Ohio University 0 (57,070)
1983	WVU 55, Ohio University 3 (54,612)
1982	WVU 19, Maryland 18 (56,042)
1981	WVU 49, Colorado State 3 (48,716)
1980	WVU 41, Cincinnati 27 (50,150)

SCORING AND STATISTICAL SUMMARY

	1	2	3	4	Total
Missouri	0	0	0	3	3
West Virginia	0	7	14	14	35

2nd	WVU - Charles Washigton 4 pass from Jake Kelchner (Todd Sauerbrun kick)
3rd	WVU - Jay Kearney 27 pass from Kelchner (Sauerbrun kick) WVU - Kearney 83 pass from Kelchner (Sauerbrun kick)
4th	WVU - Mike Collins 97 fumble recovery return (Sauerbrun kick) WVU - Vann Washington 27 interception return (Sauerbrun kick) MO - Kyle Pooler 36 field goal

	WVU	MO
First Downs	14	26
Rushes/Yards	40/178	37/129
Passing Yardage	209	279
Passes	11/14/0	26/43/4
Punts	4/40.3	6/48.3
Fumbles/Lost	3/3	3/2
Return Yardage	147	2
Penalties/Yards	7/57	11/90
Time of Possession	33:36	26:24

WVU RUSHING: Gary 11-94; Kelchner 7-53; WVU PASSING: Kelchner 10-13-0-182; WVU RECEIVING: Kearney 3-125; WVU TACKLES (TFL/QS): Collins 10; Richardson 9, (0/1); Orr 8, Washington 8, Longino 7; WVU INTERCEPTIONS: Alexander, Mayfield, Washington, Wright

MO RUSHING: Washington 16-88; Boyd 10-51; MO PASSING: Handy 20-34-4-216; Sallee 6-9-0-63; MO RECEIVING: Holly 9-114; Sallee 6-43; Ofodile 4-32; MO TACKLES (TFL/QS): McDonald 8, Lyle 6, Adams 6; Lenhardt 5 (2/1); Martin 5 (1/1); MO INTERCEPTIONS: None

Attendance - 53,214



GAME COVERAGE

TV FSN1
 Tim Brando (PBP), Spencer Tillman (analysis),
 Bruce Feldman (sideline)
 Radio Tony Caridi (PBP), Dwight Wallace (analysis),
 Jed Drenning (sideline),
 Dan Zangrilli (pre and postgame host)
 Satellite Radio Broadcast Sirius Ch 81, XM Ch 81
 Live Statistics WVU.Statbroadcast.com
 Twitter Updates @WVUFootball, @WVUsports

NATIONAL RANKINGS

ASSOCIATED PRESS // (PRESEASON)

School	Record	Prev. Points	Rank
1. Alabama (33)	0-0	1469	--
2. Clemson (16)	0-0	1443	--
3. Oklahoma (4)	0-0	1352	--
4. Florida State (5)	0-0	1325	--
5. LSU (1)	0-0	1269	--
6. Ohio State (1)	0-0	1224	--
7. Michigan (1)	0-0	1147	--
8. Stanford	0-0	1029	--
9. Tennessee	0-0	1021	--
10. Notre Dame	0-0	1006	--
11. Ole Miss	0-0	718	--
12. Michigan State	0-0	710	--
13. TCU	0-0	707	--
14. Washington	0-0	651	--
15. Houston	0-0	644	--
16. UCLA	0-0	496	--
17. Iowa	0-0	484	--
18. Georgia	0-0	448	--
19. Louisville	0-0	447	--
20. USC	0-0	344	--
21. Oklahoma State	0-0	316	--
22. North Carolina	0-0	283	--
23. Baylor	0-0	280	--
24. Oregon	0-0	218	--
25. Florida	0-0	180	--

ARV: Miami 159, Texas A&M 81, Utah 74, Washington State 68, Boise State 49, San Diego State 46, Wisconsin 42, Auburn 22, Pitt 15, Arkansas 14, Texas 12, Nebraska 11, Navy 8, Northwestern 5, Western Kentucky 4, USF 2, Toledo 2

USA TODAY COACHES POLL // (PRESEASON)

School	Record	Points	Prev. Rank
1. Alabama (55)	0-0	1585	--
2. Clemson (7)	0-0	1524	--
3. Oklahoma	0-0	1398	--
4. Florida State (1)	0-0	1351	--
5. Ohio State	0-0	1321	--
6. LSU	0-0	1241	--
7. Stanford	0-0	1149	--
8. Michigan	0-0	1062	--
9. Notre Dame	0-0	1034	--
10. Tennessee	0-0	960	--
11. Michigan State	0-0	901	--
12. Ole Miss	0-0	792	--
13. Houston	0-0	668	--
14. TCU	0-0	649	--
15. Iowa	0-0	579	--
16. Georgia	0-0	525	--
17. USC	0-0	468	--
18. Washington	0-0	454	--
19. Oklahoma State	0-0	426	--
20. North Carolina	0-0	422	--
21. Baylor	0-0	383	--
22. Oregon	0-0	361	--
23. Louisville	0-0	331	--
24. UCLA	0-0	296	--
25. Florida	0-0	245	--

ARV: Miami 120, Wisconsin 82, Utah 73, Boise State 73, Washington State 47, Texas A&M 37, Texas 34, Arkansas 34, Northwestern 31, Navy 30, Mississippi State 19, San Diego State 18, Duke 3, USF 2, Arizona 2, Marshall 2, Toledo 2, Northern Illinois, Memphis, Indiana



RushelSHELL

JustinARNDT

STATISTICAL COMPARISONS (2015 STATISTICS)

West Virginia	WVU Opponents		Missouri	Missouri Opponents
34.0	24.6	Scoring Offense	13.6	16.2
325	257	First Downs	181	213
228.5	158.8	Rushing Offense	115.4	132.8
251.5	237.7	Passing Offense	165.5	169.2
479.7	396.5	Total Offense	280.9	302.0
25.6	23.8	Kick Return Average	15.1	26.5
5.5	4.7	Punt Return Average	5.9	7.4
23-3.5	15-12.7	INT-Return Average	9-17.3	12-12.7
14-7	20-8	Fumbles/Lost	18-5	18-7
87-910	82-796	Penalties/Yards	63-517	62-605
39.8	38.1	Net Punting Avg.	40.0	37.3
21-28	23-27	Field Goal-Attempts	16-20	14-22
29-23	30-37	Time of Possession	27:02	32:58
81-206 (39%)	65-204 (32%)	3rd Down Conversion	54-178 (30%)	75-191 (39%)
9-19 (47%)	12-28 (43%)	4th Down Conversion	7-17 (42%)	5-11 (45%)
29-183	32-209	Sacks By-Yards	28-168	30-176
48-58 (83%)	38-43 (88%)	Red Zone Scoring	24-31 (77%)	31-38 (82%)
33-58 (57%)	21-43 (49%)	Red Zone TD	10-31 (32%)	18-38 (47%)

SEASON OPENERS

- ✓ West Virginia holds an all-time record of 88-31-4 in season openers, 95-20-6 in season home openers, 31-4-1 in openers at Milan Puskar Stadium and 5-0 under Holgorsen in home openers.
- ✓ In 2015, the Mountaineers defeated Georgia Southern, 44-0, in the season opener, marking the 12th straight season home opener WVU has won.

THE 2016 MOUNTAINEER ROSTER

- ✓ The 2016 roster currently consists of 120 players from 15 different states.
- ✓ Leading the way is West Virginia (34), followed by Ohio (24), Pennsylvania (14), Florida (12), Maryland (7), New Jersey (7), North Carolina (5), Texas (5), Georgia (3), Virginia (3), Illinois (2), Michigan (1), Mississippi (1), Missouri (1) and Tennessee (1).

AGAINST THE BIG 12 CONFERENCE

- ✓ WVU is 24-25 all-time against current members of the Big 12 Conference. WVU is 2-2 vs. Baylor; 3-1 against Iowa State; 4-1 against Kansas; 1-5 vs. Kansas State; 2-6 vs. Oklahoma; 4-3 vs. Oklahoma State; 3-2 vs. Texas; 2-3 vs. TCU and 3-2 vs. Texas Tech.

NON-CONFERENCE PLAY

- ✓ West Virginia faces three non-conference opponents in the 2016 season. The Mountaineers open on Sept. 3 with Missouri from the Southeastern Conference, then face FCS opponent Youngstown State at home on Sept. 10, before playing BYU on Sept. 24 at FedExField in Landover, Md.

AT HOME

- ✓ The 2016 season marks the 37th season of competition for West Virginia at Milan Puskar Stadium.
- ✓ WVU holds a 162-61-4 (.722) all-time mark at the facility, which opened in 1980.
- ✓ The average attendance for the 2015 season was 55,182 fans. A total of 12,420,989 fans all time have watched a game at Mountaineer Field.

ON TURF

- ✓ Since 1980, West Virginia is 225-98-4 in games played on artificial turf surfaces. WVU was 57-29 on turf in the 1990s, 66-21 on turf in the 2000 decade and is 35-26 on turf in this decade.
- ✓ The Mountaineers are 29-24 on turf under Dana Holgorsen. West Virginia was 8-3 in 2015, 6-6 in 2014, was 3-7 in 2013, 5-5 in 2012 and was 7-3 during the 2011 season.



NanaKYEREMEH

Ka'RaunWHITE

SEASON OPENERS UNDER HOLGORSSEN

2015 | WEST VIRGINIA 44, Georgia Southern 0 (Morgantown) - Led by its veteran defense, West Virginia opened the 2015 season with an impressive, 44-0, shutout of Georgia Southern and its option offense.

The Eagles did not complete a pass until late in the third quarter and were held to just two completions and 29 yards through the air. Leading the Mountaineer defensive performance was senior Karl Joseph with three interceptions and a forced fumble to go along with a game high eight tackles.

Finishing off a nine-play, 87-yard drive was quarterback Skyler Howard's 41-yard bomb to Jovon Durante, marking the freshman's first career catch as a touchdown.

While West Virginia chalked up 319 yards of total offense in the first half, the Eagles were held to just 89 total yards but still only trailed by two scores. That soon changed in the second half, as the WVU offense erupted for 28 points and the first half field goals turned in to second half touchdowns.

Joseph's second interception set up running back Rushel Shell's six-yard touchdown run at the 9:06 mark of the third.

Howard then threw his second touchdown pass in the game at the 4:19 mark, when he found Shelton Gibson for a 26-yard scoring strike and a 30-0 Mountaineer advantage.

Joseph's third interception in the quarter led to West Virginia's next score early in the fourth. Howard found receiver Daikiel Shorts for a 26-yard pass, setting up Wendell Smallwood's 19-yard scoring run on the very next play. The rushing score sealed an impressive 85-yard drive in just six plays, giving WVU a 37-0 lead.

The Mountaineers finished the game's scoring with 2:26 left, when backup quarterback William Crest Jr. marched the Mountaineers on a 10-play, 41-yard drive that ended with Crest's two-yard run.

2014 | No. 2 ALABAMA 33, West Virginia 23 (Atlanta, Ga.) - West Virginia went into the Chick-fil-A Kickoff game against No. 2 Alabama as more than a 25-point underdog, but the Mountaineers held their own in a 33-23 win by the Crimson Tide.

WVU senior receiver Kevin White was spectacular on the national stage with nine catches for 143 yards and one touchdown. The totals were a career high for White and the second 100-yard receiving effort of his career.

West Virginia took an early 3-0 lead before Alabama answered with the next 10 points behind a 47-yard field goal from Adam Griffith and a 15-yard touchdown run by T.J. Yeldon for a 10-3 Tide advantage.

Trickett was sharp for most of the day and brought the Mountaineers back to tie the game at 10-10, when he hit White for a 19-yard scoring toss. The final 2:00 of the half was a flurry of action as Alabama regained the lead with 1:57 left, when Yeldon scored his second touchdown.

However, West Virginia answered right back with a 100-yard kickoff return from Mario Alford to knot the game again at 17-17. The only problem with Alford's score was that he left too much time on the clock (1:31), and Alabama capitalized, taking a 20-17 lead at the half behind a 41-yard field goal from Griffith.

Third quarter action saw the Tide add a Derrick Henry 19-yard touchdown run to open up a 10-point lead at 27-17. WVU answered with a 42-yard Lambert field goal to cut the deficit to seven, 27-20, with 4:59 left in the third. Alabama answered with the final score of the quarter coming at the 1:27 mark as Griffith converted from 27-yards away. Both teams traded field goals to finish the game.

Along with White's impressive numbers for West Virginia, Trickett was strong with 365 yards passing on 29 completions. Wendell Smallwood added 73 yards receiving and Jordan Thompson had five catches for 62 yards.

A trio of defenders led the Mountaineer defense behind Karl Joseph's 18 tackles, followed by 11 stops each from Worley and Nick Kwaitkoski.

COACHING STAFF ASSIGNMENTS

✓ Here's a breakdown of the WVU coaching staff assignments for the 2016 season:

Tony Gibson: DC/LB (Field)
 Joe Wickline: OC/TE-FB (Press Box)
 Blue Adams: CB (Field)
 Tyron Carrier: WR (Field)
 Matt Caponi: S (Field)
 Ron Crook: OL (Field)
 Mark Scott: Defense/Special Teams (Press Box)
 Ja'Juan Seider: RB (Field)
 Bruce Tall: DL (Field)

125 YEARS OF WVU FOOTBALL

- ✓ The 2016 football season marks the 125th year of football at West Virginia.
- ✓ As part of the 125th year celebration, fans can visit a website devoted to the special season - WVUsports.com/125 - which has special features, classic videos, interactive graphics and fan poll voting.
- ✓ Fans are also encouraged to use the hashtag #WVU125 when posting photos and videos throughout the season.

2016 GAME PROMOTIONS

- ✓ The Missouri game is designated a "Gold Rush," sponsored by the West Virginia Lottery. All fans are encouraged to wear Gold.
- ✓ There will be 60,000 gold shakers throughout the stadium located at each seat, sponsored by Coca-Cola.
- ✓ Former WVU Consensus All-American and College Football Hall of Famer Bruce Bosley (1952-55) will have his No. 77 retired in a ceremony during the Missouri game.
- ✓ He joins Ira Errett Rodgers (21) and Sam Huff (75) as the only former Mountaineer football players to have their numbers retired.
- ✓ Mountaineer Rifle National Champion and Olympic Gold Medalist Ginny Thrasher, Canadian World Cup and Olympic Bronze Medal soccer standouts Kedeisha Buchanan and Ashley Lawrence and former national rifle champion and two-time Olympic Gold Medalist Nicco Campriani will be honored for their recent accomplishments in the 2016 Rio Olympics.
- ✓ This week's uniform combination harkens back to the late 1960's when the Mountaineers wore gold jerseys, white pants and a white helmet.
- ✓ Today's helmet will feature a decal commemorating the 125th year of WVU football. For the remainder of the season, the Mountaineers will wear a smaller version of the sticker on the backs of their helmets.
- ✓ This week's honorary captain is Louis Birurakis (G) from Liberty, West Virginia. One of the oldest living football alums, he lettered for the Mountaineers in 1944-48-49-50.

2016 SEASON PROMOTIONS

- ✓ Youngstown State (9/10) - WVU Sports Hall of Fame; Family Day presented by I-77 Auto Group
- ✓ Kansas State (10/1) - Homecoming; Stripe the Stadium presented by Staples
- ✓ TCU (10/22) - Breast Cancer Awareness presented by WVU Medicine
- ✓ Kansas (11/5) - Mountaineer Week presented by Shoney's
- ✓ Oklahoma (11/19) - True Blue presented by GoMart
- ✓ Baylor - Senior Day presented by Dan Ryan Builders



WVU RANKINGS (2015 RANKINGS)

	NCAA	Big 12
Scoring Offense	35	6
Rushing Offense	17	2
Scoring Defense	44	2
Rushing Defense	51	1
Passing Offense	42	6
Total Offense	23	6
Passes Had Intercepted	105	8
Pass Defense	82	5
Total Defense	61	2
Kickoff Returns	11	1
Punt Returns	101	8
Net Punting	22	2
Passing Efficiency	59	6
Turnover Margin	15	T3
Interceptions	2	1
Pass Eff. Defense	32	3
First Downs	18	5
First Down Defense	61	1
Third Down Conv.	68	7
Opponent Third Down	13	2
Fourth Down Conv.	79	6
Opponent Fourth Down	28	T3
Sacks By	54	8
Sacks Against	80	T4
Tackles for Loss	27	3
Tackles for Loss Allowed	93	7
Penalties	90	8
Possession Time	75	6
Punt Return Defense	22	5
Kickoff Return Defense	109	8
Turnovers Gained	5	1
Fumbles Gained	66	8
Red Zone Offense	78	7
Red Zone Defense	102	8

OVERTIME GAMES

- ✓ The 33-26 overtime loss to Oklahoma State in 2015 marked the 15th overtime game in West Virginia history. The Mountaineers own a 6-8 record in overtime games.
- ✓ West Virginia played its first overtime game against Pitt in 1997, dropping a three-overtime thriller, 41-38.

Overtime Games

Oct. 10, 2015	Oklahoma State 33, WVU 26, OT
Nov. 30, 2013	Iowa State 52, WVU 44, 3OT
Nov. 9, 2013	Texas 47, WVU 40, OT
Nov. 2, 2013	WVU 30, TCU 27, OT
Nov. 3, 2012	TCU 39, WVU 38 2OT
Oct. 29, 2010	UConn 16, WVU 13 OT
Sept. 10, 2010	WVU 24, Marshall 21 OT
Nov. 8, 2008	Cincinnati 26, WVU 23 OT
Sept. 18, 2008	Colorado 17, WVU 14 OT
Dec. 2, 2006	WVU 41, Rutgers 39, 3OT
Oct. 15, 2005	WVU 46, Louisville 44, 3OT
Sept. 18, 2004	WVU 19, Maryland 16 OT
Nov. 11, 2000	WVU 31, Rutgers 24, 2OT
Nov. 28, 1997	Pitt 41, WVU 38, 3OT

WVU'S RECORD WHEN WEARING ... (SINCE 2001)

Blue Jersey - Gold Pants: 27-9
Blue Jersey - White Pants: 6-5
Blue Jersey - Blue Pants: 23-8
White Jersey - Gold Pants: 11-9
White Jersey - White Pants: 18-15
White Jersey - Blue Pants: 16-8
Gold Jersey - Blue Pants: 7-1
Gold Jersey - Gold Pants: 5-3
Gold Jersey - White Pants: 3-1
Gold Jersey - Gray Pants: 0-1



Gary JENNINGS

DEFENSE

SEASON OPENERS UNDER HOLGORSSEN (CONTINUED)

2013 | WEST VIRGINIA 24, William & Mary 17 (Morgantown) - New faces made their mark on WVU football for the first time as the Mountaineers won their season and home opener by a 24-17 count over William & Mary.

Charles Sims led all rushers with 120 yards on 23 carries, including an 11-yard touchdown rush for the season's first score. Dreamius Smith added 40 yards rushing, while Wendell Smallwood scored the go-ahead touchdown on a two-yard rush in the fourth quarter.

Ronald Carswell showed his explosiveness with a 69-yard third quarter touchdown reception, and Daikiel Shorts and Devonte Mathis combined for 11 catches for 107 yards. Another pleasant surprise was the punting of Nick O'Toole, a redshirt sophomore, who flipped the field in WVU's favor on four of his five punts. He averaged 50.6 yards per punt with a long of 60 yards.

The Mountaineers took their opening drive 67 yards on eight plays for a 7-0 lead behind Sims' 11-yard touchdown rush. The rest of the first half belonged to William & Mary, tying the game at the 3:28 mark of the first quarter on a Darnell Laws one-yard touchdown reception.

William & Mary took the lead at the 8:56 mark of the second quarter, when quarterback Michael Graham rushed in from five-yards out for a 14-7 Tribe advantage. W&M upped its advantage to 17-7 at the half, when kicker John Carpenter added a 29-yard field goal with just 0:23 left.

The Mountaineers came up with two key scores in the third quarter to tie the game, before heading into the fourth. While the WVU offense fought back to erase a 10-point deficit, the defense came up big in the second half by blanking the Tribe on the scoreboard and holding them to just 108 total yards in the final two quarters of action.

West Virginia's defensive effort was led by Nick Kwiatkoski, Cook and Rowell, combining for 19 tackles.

2012 | No. 11 WEST VIRGINIA 69, Marshall (Morgantown) - Quarterback Geno Smith started his senior season in spectacular fashion, hitting 32-of-36 passes for 323 yards and four TDs, while adding a 28-yard rushing score.

The Mountaineers started fast and never looked back, jumping out to a 13-0 lead in the first quarter on Smith's 32-yard touchdown toss to Stedman Bailey and Shawne Alston's three-yard rush.

Marshall cut the deficit to 13-7 at the 11:16 mark of the second quarter, when running back Travon Van scored from four-yards out to cap a 14-play, 98-yard drive for the Thundering Herd. However, the rest of the half belonged to West Virginia. The Mountaineers outscored the Herd 21-3 in the final 11 minutes of the first half to take a 34-10 lead into the locker room.

Aside from Smith's sparkling numbers, several Mountaineers posted impressive performances. Alston finished with 123 yards rushing and two scores, Buie totaled 80 yards on the ground and one score, Austin caught 10 passes for 53 yards to go along with a 70-yard run, and Bailey finished with nine catches for 104 yards. In his Mountaineer debut, Isaiah Bruce finished with 16 tackles and the fumble return for a score, while fellow linebacker Doug Rigg had one interception for a 46-yard return. Linebacker Terence Garvin also was strong with 12 tackles, one sack, two TFL and forced the fumble that Bruce returned for a TD.

Final statistics showed West Virginia with 331 yards rushing and 324 passing for 655 yards of total offense. Marshall totaled 132 yards on the ground and 413 in the air for 545 yards of total offense."

2011 | No. 24 WEST VIRGINIA 34, Marshall 13 (Morgantown) - In a bizarre evening in the Mountain State, Dana Holgorsen's debut as West Virginia's 33rd head football coach got off to a winning start with a 34-13 victory over Marshall.

With West Virginia leading 27-13 at the 4:59 mark of the third quarter, both teams had to leave the field and seating area as Milan Puskar Stadium was evacuated due to severe rain and lightning. After a three hour and three minute delay, the game resumed until the 14:36 mark of the fourth quarter, when lightning forced the teams off the field again. Both delays totaled four hours and 22 minutes, before it ended with WVU earning the win.

West Virginia was led by quarterback Geno Smith, who passed for 249 yards on 26 completions and two touchdowns. Stedman Bailey hauled in five catches for 76 yards, while Najee Goode led all tacklers with seven."

Statistics for the shortened contest showed West Virginia with 42 yards rushing and 249 passing for 291 yards of total offense. Marshall had 72 yards on the ground and 115 in the air for 187 yards of offense."



Josh LAMBERT

Tyler ORLOSKY

2016 MOUNTAINEER PRESEASON HONORS

Dravon Askew-Henry

All-Big 12 First Team (Pro Football Focus)
All-Big 12 Third Team (Phil Steele)
No. 29 Draft Eligible Free Safeties (Phil Steele)

Kyle Bosch

All-Big 12 First Team (Pro Football Focus)
All-Big 12 First Team (ESPN.com)
All-Big 12 First Team (Lindy's)
All-Big 12 First Team (Phil Steele)
All-Big 12 Second Team (Athlon Sports)
No. 32 Draft Eligible Offensive Guards (Phil Steele)

Christian Brown

All-Big 12 Third Team (Athlon Sports)

Justin Crawford

Top Sleeper in Big 12 (Lindy's)

Brendan Ferns

No. 13 best incoming recruit in Big 12 (Lindy's)
No. 13 best incoming recruit in Big 12 (Athlon Sports)
No. 20 best incoming linebacker in nation (Athlon Sports)
No. 136 best incoming recruit in nation (Athlon Sports)

Shelton Gibson

Fred Biletnikoff Award Watch List (top receiver in nation)
All-Big 12 First Team WR (Phil Steele)
All-Big 12 First Team KOR (Phil Steele)
All-Big 12 Second Team KOR (Pro Football Focus)
All-Big 12 Second Team WR (Lindy's)
All-Big 12 Third Team AP (Athlon Sports)
No. 50 Draft Eligible Wide Receivers (Phil Steele)

Skylar Howard

Manning Award Watch List (quarterback award)
Earl Campbell Tyler Rose Watch List
(top offensive player from Texas)
Maxwell Award Watch List
(best offensive player in the nation)
Davey O'Brien National Quarterback Award Watch List
(best quarterback in the nation)
Wuerffel Award Watch List (community service award)
Allstate AFCA Good Works Team Nominee
(community service award)
Best running quarterback in the Big 12 (Sporting News)

Josh Lambert

Lou Groza Award Watch List (best kicker in the nation)
All-Big 12 First Team (Sporting News)
All-Big 12 First Team (Lindy's)
All-Big 12 Fourth Team (Phil Steele)

Marcell Lazard

All-Big 12 Second Team (Pro Football Focus)

Tony Matteo

All-Big 12 First Team (Pro Football Focus)

Noble Nwachukwu

Bednarik Award Watch List
(defensive player of the year in nation)
All-Big 12 First Team (Big 12 Media)
All-Big 12 First Team (ESPN.com)
All-Big 12 First Team (Lindy's)
All-Big 12 First Team (Athlon Sports)
All-Big 12 First Team (College Football News)
All-Big 12 Second Team (Pro Football Focus)
All-Big 12 Second Team (Phil Steele)
No. 27 Draft Eligible Defensive Ends (Phil Steele)

Tyler Orlosky

Rimington Trophy Watch List (best center in nation)
Rotary Lombardi Watch List (top lineman in nation)
Outland Trophy Watch List (best interior lineman in nation)
Best at his position (USA Today)
Preseason First Team All-American (USA Today)
Preseason Second Team All-American (Phil Steele)
Preseason Third Team All-American (Athlon Sports)
No. 4 center nationally (Lindy's)
All-Big 12 First Team (Pro Football Focus)
All-Big 12 First Team (Big 12 Media)
All-Big 12 First Team (Sporting News)
All-Big 12 First Team (Phil Steele)
All-Big 12 First Team (Athlon Sports)
All-Big 12 First Team (College Football News)
All-Big 12 Second Team (Lindys)
No. 2 Draft Eligible Centers (Phil Steele)

Adam Pankey

All-Big 12 First Team (Lindy's)
All-Big 12 Second Team (Phil Steele)
All-Big 12 Third Team (Athlon Sports)
Best Run Blocker in the Big 12 (Lindy's)
No. 33 Draft Eligible Offensive Guards (Phil Steele)

Rushel Shell

All-Big 12 Third Team (Athlon Sports)
No. 24 Draft Eligible Running Backs (Phil Steele)

Daikiel Shorts Jr.

All-Big 12 Second Team (Pro Football Focus)

Steven Smothers

No. 30 best incoming recruit in Big 12 (Athlon Sports)

Jeremy Tyler

All-Big 12 Second Team (Pro Football Focus)

Elijah Wellman

No. 11 Draft Eligible Full Backs (Phil Steele)

FIFTH-YEAR SENIORS

✓ There are 17 fifth-year seniors on the 2016 roster: Justin Arndt (LB), Christian Brown (DL), Antonio Crawford (CB), Rasul Douglas (CB), Maurice Fleming (CB), Jarrod Harper (S), Nana Kyeremeh (CB), Josh Lambert (K), Devonte Mathis (WR), Tony Matteo (OL), Noble Nwachukwu (DL), Tyler Orlosky (OL), Adam Pankey (OL), Rushel Shell (RB), Khairi Shariff (S), Sylvester Townes (OL) and Sean Walters (LB)

ALREADY GRADUATED

✓ Eleven Mountaineers on the 2016 team already have earned their bachelor's degree; Christian Brown (DL), DJ Carozza (DL), Maurice Fleming (CB), Jarrod Harper (S), Skylar Howard (QB), Josh Lambert (K), Tony Matteo (OL), Tyler Orlosky (OL), Khairi Shariff (S), Sylvester Townes (OL) and Sean Walters (LB)

MOST GRADUATES ON ROSTER

1. Virginia	15
2. Pitt	13
3. West Virginia	11
Georgia Southern	11
Illinois	11
Northwestern	11
Temple	11
8. Iowa State	10
Middle Tennessee State	10
10. Alabama	9
Kansas	9
Michigan State	9

WVU vs. 2016 SLATE

✓ West Virginia owns a 56-47-2 record against its 2015 opponents
✓ The Mountaineers have winning records over Iowa State, Kansas, Oklahoma State, Texas, Texas Tech and Youngstown State and are even in their series with Baylor

2016 Opponent

Series Record

Baylor.....	2-2
BYU.....	First Meeting
Iowa State.....	3-1
Kansas.....	4-1
Kansas State.....	1-5
Missouri.....	2-3
Oklahoma.....	2-6
Oklahoma State.....	4-3
TCU.....	2-3
Texas.....	3-2
Texas Tech.....	3-2
Youngstown State.....	1-0

30 IS ENOUGH

✓ Dating back to 1980, the Mountaineers hold a 182-17-1 record when scoring 30 or more points in a game. During the 1990s, the Mountaineers were 42-4 when scoring 30 or more points in a contest and were 40-2-1 in the '80s when reaching that mark.
✓ WVU is 100-13 since 2000 when scoring 30 points or more in a contest.

SCORING 40 OR MORE POINTS

✓ Under Dana Holgorsen, West Virginia is 18-4 when scoring 40 or more points. Since 2000, the Mountaineers are 51-4 when hitting the 40-point plateau, and WVU is 181-4 all-time when scoring at least 40 points in a game

AGAINST RANKED TEAMS

✓ Beginning with a 27-0 loss to Fordham on Oct. 18, 1941, West Virginia has played 147 games against nationally ranked teams. Of those, 41 have been Mountaineer victories.
✓ Since 2001, WVU has posted 19 victories over ranked teams.



SCORING 20 OR MORE IN A QUARTER

- ✓ West Virginia scored 28 points in the first quarter at Kansas, marking the second time in 2015 in which WVU scored at least 20 points in a quarter.
- ✓ WVU has scored 20 or more points in a quarter 50 times since 2001 and has done it in two quarters of a game eight different times.

Game	Year	Points	Quarter
Kansas	2015	28	1st
Maryland	2015	21	1st
Texas A&M	2014	20	1st
Iowa State	2014	20	2nd
Towson	2014	21	2nd
Baylor	2013	21	4th
Georgia State	2013	21	4th
Kansas	2012	21	2nd
TCU	2012	21	2nd
Baylor	2012	21	3rd
Baylor	2012	21	2nd
James Madison	2012	21	1st
Marshall	2012	21	3rd
Marshall	2012	21	2nd
vs. Clemson	2011	35	2nd
Connecticut	2011	23	3rd
Bowling Green	2011	21	2nd
Norfolk State	2011	28	3rd
UNLV	2010	21	1st
Auburn	2009	21	1st
North Carolina	2008	21	1st
Louisville	2008	21	3rd
UConn	2008	21	3rd
UConn	2007	21	4th
UConn	2007	21	3rd
Miss. State	2007	28	1st
at Marshall	2007	21	3rd
at Marshall	2007	21	4th
W. Michigan	2007	21	3rd
vs. Ga. Tech	2006	21	3rd
Cincinnati	2006	21	2nd
Cincinnati	2006	21	3rd
Syracuse	2006	21	3rd
at Miss. State	2006	21	4th
Maryland	2006	21	1st
vs. Georgia	2005	21	1st
Pitt	2005	21	4th
UConn	2005	21	2nd
at Maryland	2005	24	4th
James Madison	2004	21	2nd
East Carolina	2004	28	2nd
Temple	2003	21	1st
at East Carolina	2003	20	2nd
at East Carolina	2003	21	3rd
at Temple	2002	21	1st
UT-Chattanooga	2002	21	2nd
UT-Chattanooga	2002	21	4th
Rutgers	2001	28	1st
Rutgers	2001	31	2nd
Kent State	2001	21	3rd



KyleBOSCH

DaikielSHORTS JR

WEST VIRGINIA OFFENSE

- ✓ West Virginia returns 13 players on offense who started at least one game in 2015, led by Kyle Bosch (OL), Shelton Gibson (WR), Skyler Howard (QB), Tyler Orlosky (OL), who each started every game a season ago
- ✓ Other returners with starting experience from the 2015 season include OL Adam Pankey (12), WR Daikiel Shorts (10), WR Jovon Durante (9), OL Marcel Lazard (6), TE/FB Elijah Wellman (5), RB Rushel Shell (3), WR Ka'Raun White (2), WR Devonte Mathis (1) and OL Tony Matteo (1)
- ✓ A total of 161 career starts return on offense, including 81 from offensive linemen, 49 from wide receivers, 16 from running backs and 15 from quarterbacks
- ✓ WVU returns 44 more player career starts on offense (161) in 2016 than in 2015 (117)
- ✓ In total, the Mountaineers return 18 letterwinners on offense in 2015, while losing seven
- ✓ WVU's offensive roster includes 19 true freshman, eight redshirt freshman, three sophomores, seven redshirt sophomores, one junior, eight redshirt juniors, two seniors and six redshirt seniors
- ✓ The Mountaineer offense is averaging 38.8 points per game in season openers under coach Dana Holgorsen (4-1).
- ✓ In 2015, WVU's offense was No. 17 nationally in rushing offense, No. 18 in first down offense and No. 23 in total offense
- ✓ WVU finished the 2014 season with 325 offensive first downs, third most in a single season in program history
- ✓ West Virginia had at least 20 offensive first downs in every game in 2015 but two, including at least 30 first downs in two games.
- ✓ Howard returns as the starting quarterback in 2016 after starting all 13 games in 2015
- ✓ The Mountaineer offense ran 1,051 plays in 2015, averaging 81.0 plays per game, second most in school history
- ✓ In the Holgorsen era, WVU has thrown for 300 or more yards 30 times, 400 or more 11 times and 500 or more three times
- ✓ WVU returns 46.3 percent of its offensive running production from the 2015 season, returning 1,374 of its 2,967 yards
- ✓ WVU returns 74.3 percent of its offensive receiving production from the 2015 season, returning 2,428 of its 3,269 yards

- ✓ The top games for amount of plays during the Holgorsen era:

- 108 - Maryland (2014)
- 98 - Oklahoma State (2015)
- 96 - Maryland (2015)
- 96 - Towson (2014)
- 94 - Texas Tech (2014)
- 91 - Texas Tech (2012)
- 91 - Oklahoma State (2012)
- 90 - Texas (2014)
- 90 - Oklahoma State (2013)
- 90 - TCU (2012)

- ✓ When WVU has passed for 250 or more yards over the past 10 years, its record is 30-20 and 51-31 when passing for 200 or more yards

300 or More Yards Passing (Last 10 years)

656	Baylor (2012)	70-63/W
511	Maryland (2014)	40-37/W
469	Connecticut (2011)	43-16/W
463	LSU (2011)	21-47/L
448	James Madison (2012)	42-12/W
431	Norfolk State (2011)	55-12/W
410	Louisville (2011)	35-28/L
407	Kansas (2012)	59-10/W
407	Clemson (2011)	70-33/W
401	Oklahoma State (2012)	55-34/L
388	at Maryland (2011)	37-31/W
376	Oklahoma (2014)	45-33/L
372	at Cincinnati (2011)	24-21/W
365	vs. Alabama (2014)	33-23/L
359	Georgia Southern (2015)	44-0/W
	Georgia State (2013)	41-7/W
355	Towson (2014)	54-0/W
356	Iowa State (2013)	44-52/L
352	Rutgers (2010)	35-10/W
346	Texas A&M (2014)	45-37/L
338	Maryland (2012)	31-21/W
338	at Syracuse (2011)	49-23/L
334	East Carolina (2009)	35-20/W
332	North Carolina (2008)	31-30/W
323	Marshall (2012)	69-34/W
322	Baylor (2014)	41-27/W
320	Oklahoma (2012)	50-49/L
316	Marshall (2010)	24-21/W (OT)
313	Liberty (2015)	41-17/W
310	Kansas State (2012)	26-20/L
302	Kansas (2014)	33-14/W
302	Auburn (2009)	30-41/L
301	Texas Tech (2014)	37-34/W

Bold = Holgorsen Era

AGAINST THE SEC

- ✓ WVU is 24-25-2 all-time against current members of the Southeastern Conference. WVU is 0-1 vs. Alabama; 1-1 vs. Auburn; 1-1 against Florida; 1-0 against Georgia; 8-11 vs. Kentucky; 0-2 vs. LSU; 1-0 vs. Mississippi; 2-1 vs. Mississippi State; 2-3 vs. Missouri; 7-4 vs. South Carolina and 1-1 vs. Vanderbilt.



ElijahWELLMAN

YodnyCAJUSTE

WEST VIRGINIA OFFENSE

- ✓ In the Holgorsen era, WVU has rushed for 200 or more yards 20 times, 300 or more six times and 400 or more twice
- ✓ The top games for total first downs in school history
 1. 37 - Maryland (2015)
 2. 36 - Washington & Lee (1923)
 3. 35 - Syracuse (1993)
 4. 34 - Colorado State (1980)
 5. 33 - Maryland (2014)
 - 33 - Towson (2014)
 - 33 - Baylor (2014)
 - 33 - Baylor (2012)
- ✓ Skyler Howard returns as the starting quarterback after posting 3,145 yards and 26 touchdowns as a junior in 2015
- ✓ Rushel Shell is the leading returning running back for the 2016 season, finishing with 708 yards and eight touchdowns in 2015
- ✓ Three wide receivers return with at least 20 catches in 2015, led by Daikiel Shorts Jr., with 45 catches for 528 yards and five touchdowns.
- ✓ Shelton Gibson returns with the most receiving yards (887) and most receiving touchdowns (9)
- ✓ Jovon Durante finished with 24 catches for 378 yards and tied Shorts for the most touchdowns (5)

- ✓ Eight offensive linemen return with game experience from the 2015 season
- ✓ Tyler Orlosky saw action on 965 offensive plays in 2015, Kyle Bosch on 805 and Adam Pankey on 779
- ✓ Marcell Lazard was used on 493 offensive plays, Tony Matteo on 470 and Yodny Cajuste on 462 plays
- ✓ Orlosky has seen action on a team-high 2,389 offensive plays and Pankey is No. 2 with 1,997 plays
- ✓ Orlosky was named the best at his position by USA Today and is on the Rimington Trophy Award, Outland Trophy Award and Lombardi Award watch lists
- ✓ Howard was named to the Davey O'Brien Award, Earl Campbell/Tyler Rose Award, Allstate Good Works Team, Manning Award, Maxwell Award and Wuerffel Award Watch lists
- ✓ Gibson was named to the Biletnikoff Award Watch list

2015 HOME AND AWAY

Rushing	Att-Yds-Avg	Avg/Gm
Home (6-1)	358-1,686-4.7	240.9
Away (2-4)	641-1,281-4.9	213.5
Passing	Comp-Att-Yds-TD-Int	Avg/Gm
Home (6-1)	118-194-1,630-13-6	232.9
Away (2-4)	114-235-1,639-13-9	273.2
Total Offense	Rush-Pass-Total	Avg/Gm
Home (6-1)	1,686-1,630-3,316	473.7
Away (2-4)	1,281-1,639-2,920	486.7
Rush Defense	Att-Yds-Avg	Avg/Gm
Home (6-1)	289-1,143-4.0	163.3
Away (2-4)	234-921-3.9	153.5
Pass Defense	Comp-Att-Yds-TD-Int	Avg/Gm
Home (6-1)	111-219-1,242-7-17	177.4
Away (2-4)	119-227-1,848-17-6	308.0
Total Defense	Rush-Pass-Total	Avg/Gm
Home (6-1)	1,143-1,242-2,385	340.7
Away (2-4)	921-1,848-2,769	461.5

CONSECUTIVE WINS IN A SEASON OPENER

1. Florida	26
2. Illinois	18
3. Arizona State	17
4. Arizona	15
5. TCU	14
6. West Virginia	12
7. Arkansas State	11
8. Oregon	11

ON NETWORK TELEVISION

- ✓ The FS1 telecast of the WVU-Missouri game marks the 225th network television game for West Virginia. All-time WVU is 112-110-1 in nationally televised games.

MOST TOTAL WINS OVER THE LAST 14 YEARS (2003-16)

Rk.	School	Wins
1.	Boise State	145
2.	Oklahoma	136
3.	LSU	132
4.	USC	130
5.	Oregon	128
6.	Ohio State	127
7.	TCU	125
8.	Wisconsin	124
	Georgia	124
10.	Virginia Tech	120
11.	Florida	119
12.	Texas	118
13.	Clemson	117
14.	Auburn	114
	Utah	114
16.	Northern Illinois	113
17.	West Virginia	112
	BYU	112
19.	Missouri	109
	Nebraska	109

BEST WINNING PERCENTAGE AWAY FROM HOME (ROAD OR NEUTRAL) OVER THE LAST 14 YEARS (2003-16)

Rk.	School	W-L	Winning %
1.	USC	65-21	.756
2.	Boise State	64-21	.753
3.	Ohio State	47-16	.746
4.	Texas	60-23	.723
5.	TCU	59-24	.711
6.	LSU	53-24	.688
7.	Oregon	56-26	.683
8.	Oklahoma	55-27	.670
9.	Georgia	55-30	.647
10.	Florida	51-32	.614
11.	Navy	53-35	.602
12.	Virginia Tech	51-34	.600
13.	West Virginia	46-34	.576
14.	Auburn	38-32	.543

Best Home Winning Percentage Over The Last 14 Years (2003-16)

Rk.	School	W-L	Winning %
1.	Boise State	79-4	.952
2.	Ohio State	84-9	.903
3.	Oklahoma	74-8	.902
4.	LSU	81-12	.871
5.	Wisconsin	77-12	.865
6.	Georgia	64-12	.842
7.	TCU	68-13	.840
8.	USC	67-14	.827
9.	Florida	69-18	.793
10.	Virginia Tech	64-18	.780
11.	West Virginia	66-20	.767
12.	Iowa	59-19	.756
13.	Texas	60-22	.732
14.	Texas Tech	59-24	.711
15.	Troy	45-19	.703



PRONUNCIATION GUIDE

LAST NAMES

Arndt (Justin) like Yarn-dt
Behrndt (Chase)like parent
Buccigossi (Jacob) Bootch-i-grose-E
Cajuste (Yodny) ka-JUST
Carozza (D.J.) kuh-rose-uh
Chugunov (Chris) chug-uh-nov
Durante (Jovon) duh-rant
Groh (John) Grow
Gross (Marvin) Grose
Kyeremeh (Nana) Ky-rum
Lazard (Marcell) Lah-zard
Mahone (Sean) muh-hone
Matteo (Tony) muh-TAY-O
Nwachukwu (Noble) wah-Chew-coo
Orlosky (Tyler) or-Losk-E
Pegues (Xavier) pah-Geese
Sandwich (Zach) sandwich
Seider (Ja'HShaun) Sy-der
Sharif (Khairi) share-EEf
Thimons (Logan) timmons
Vucelik (Matt) Voo-selek

FIRST NAMES

Daikiel (Shorts) da-Keel
Deamonte (Lindsay) Dee-a-monty
Dontae (Angus) Don-tay
Dravon (Henry) Dray-vaughn
Hodari (Christian) hoe-Darr-E
Jaleel (Fields) jah-leel
Ja'HShaun (Seider) Ja-Shaun
Jacquez (Adams) Jock-ez
Jashawn (Banks) Juh-shawn
Jovon (Durante) Joe-vaughn
Ka'Rau (White) kuh-ron
Khairi (Shariff) kuh-harr-E
Kyzir (White) Kl-zeer
Rasul (Douglas) Ra-sewell
Rushel (Shell) rush-ell
Toyous (Avery) Toy-es
Trevon (Wesco) Trev-on
Xavier (Pegues) X-zay-vee-err
Xavier (Preston) X-zay-vee-err

Online Pronunciation Guide

✓ A pronunciation guide provided by TheNameEngine.com also can be found at WVUsports.com on the football roster page. To hear a pronunciation of these names, click on the ear icon beside the name and a correct pronunciation will be provided.

NCAA ALL-TIME LEADERS BY VICTORIES

Team	Years	Games	Record	Pct.
1. Michigan	137	1,292	925-331-36	.730
2. Notre Dame	128	1,247	892-313-42	.732
3. Texas	124	1,272	886-353-33	.710
4. Nebraska	127	1,288	880-368-40	.699
5. Ohio State	127	1,248	875-320-53	.722
6. Alabama	122	1,234	864-326-43	.718
7. Oklahoma	122	1,233	861-319-53	.720
8. Penn State	130	1,280	856-382-41	.685
9. Tennessee	120	1,244	820-371-53	.680
10. USC	123	1,200	813-333-54	.700
11. Georgia	123	1,254	787-413-54	.649
12. LSU	123	1,221	770-404-47	.650
13. Auburn	124	1,215	741-427-47	.629
14. West Virginia	124	1,254	727-482-45	.598
15. Virginia Tech	123	1,222	718-458-46	.606
16. Texas A&M	122	1,231	717-466-48	.602
17. Georgia Tech	124	1,243	714-486-43	.592
18. Pitt	127	1,261	704-515-43	.575



DarrienHOWARD

JarroldHARPER

WEST VIRGINIA DEFENSE

- ✓ WVU's defensive roster includes 20 true freshman, 10 redshirt freshman, one sophomore, three redshirt sophomores, nine juniors, four redshirt juniors, two seniors and 10 redshirt seniors
- ✓ West Virginia returns six players on defense who started at least one game in their career; Al-Rasheed Benton, Christian Brown, Jarrod Harper, Nana Kyeremeh and Noble Nwachukwu
- ✓ WVU returns 52 player career starts on defense in 2016
- ✓ WVU returns 13 letterwinners on defense and lost 13, including Dravon Askew-Henry who is out for season with a knee injury
- ✓ A total of 52 career starts return on defense, including 40 from defensive linemen, one from the linebackers and two from the secondary
- ✓ WVU only allowed nine rushing touchdowns in 2015, tied for No. 3 nationally
- ✓ In 2015, WVU's defense was ranked No. 2 nationally in interceptions, No. 5 in turnovers gained, tied for No. 8 in number of defensive three-and-outs, No. 11 in opponents third-down defense and No. 15 in turnover margin
- ✓ West Virginia was ranked No. 15 nationally in defensive three-and-outs in 2014 and No. 8 nationally in 2015 (averaged 5 three and outs per game and 34.2 percent of its drives resulted in three and out)
- ✓ WVU has not allowed an opponent to complete more than 50 percent on its third-down attempts for the past 25 games, bes the Big 12
- ✓ WVU produced the nation's biggest turnaround in turnover margin; the Mountaineers went from a -15 margin in 2014 to a +9 in 2015, an overall turnaround of +24.
- ✓ WVU held opponent's out of the end zone in 29 of 53 quarters and/or overtime periods; 55 percent of the time
- ✓ The WVU defense played 12 straight quarters during the 2015 season without giving up a touchdown - longest streak among FBS schools in 2015
- ✓ WVU finished with 17 interceptions at home in 2015; no team finished with more interceptions at home since Boston College finished with 18 picks in 2008
- ✓ WVU finished No. 13 nationally in third-down defense, holding its opponents to 32.0 percent (65/204) for the 2015 season
- ✓ WVU has held its opponents under 100 yards rushing eight times over the past two years
- ✓ WVU was No. 2 nationally in turnovers gained (31), surpassing the amount of turnovers gained during the entire 2014 season in just five games in 2015
- ✓ WVU has held its opponent to under 300 yards passing nine times in 2015 and 17 times in the past 26 games, including five of the last six games
- ✓ WVU held its opponents under 100 yards rushing in four games, including three of the last four, seven times under 150 yards and 10 times under 200 yards
- ✓ West Virginia finished No. 2 nationally in third down defense in games played away from home in 2015, holding its opponents to 27.8 percent (25/90)
- ✓ West Virginia held eight opponents to under 32 percent on third down attempts in 2015
- ✓ WVU's defense allowed the fewest rushes of 10-plus yards in the Big 12 (60)
- ✓ WVU's defense has held its opponents to 30.5 percent (29/95) in third down conversions in the second half in 2015; 33.3 percent (36/108) in the first half
- ✓ During the past two seasons, WVU held its opponents to under 35 percent on third down 21 times; under 30 percent 11 times
- ✓ WVU's 91 tackles for loss in 2015 was the most TFLs in a season since posting 101 in 2003
- ✓ WVU finished with 29 sacks for the 2015 season; most sacks in a season since finishing with 31 in 2011
- ✓ WVU posted seven or more tackles for loss in eight of the 13 games in 2015, including a season-high 10 against Iowa State and Kansas State
- ✓ WVU's defense forced two or more turnovers in eight games in 2015, three or more in six games and four or more in four games
- ✓ WVU finished tying for No. 8 nationally in defensive three and outs, forcing opponents off the field in a three-and-out in 5.0 drives a game
- ✓ WVU forced 15 turnovers over the last six games of the 2015 season and turned those into 55 points
- ✓ Noble Nwachukwu led WVU in sacks (8.5) and tackles for loss (13.0); also had 47 tackles, including 37 solo stops and a forced fumble
- ✓ Nwachukwu was No. 5 in the Big 12 in sacks and No. 12 in tackles for loss; ranked No. 38 nationally in sacks



Shelton GIBSON

SPECIAL TEAMS/DEFENSIVE TOUCHDOWNS SINCE 2000

2015

Terrell Chestnut 32 interception return at Kansas
 Jared Barber 42 fumble return vs. Texas
 Shelton Gibson 100 kickoff return at Baylor

2014

KJ Dillon 35 interception return vs. Texas A&M
 Terrell Chestnut 35 fumble recovery vs. TCU
 Dravon Henry 52 interception return at Oklahoma State
 Mario Alford 94 kickoff return vs. Kansas
 Mario Alford 100 kickoff return vs. Alabama

2013

Karl Joseph 38 fumble return vs. Iowa State
 Karl Joseph 0 fumble return at Baylor
 Darwin Cook 32 interception return at Baylor
 Ishmael Banks 58 interception return vs. Oklahoma State

2012

Tavon Austin 76 punt return vs. TCU
 Tavon Austin 100 kickoff return vs. Kansas State
 Doug Rigg 51 fumble return vs. Maryland
 Isaiah Bruce 43 fumble return vs. Marshall

2011

Darwin Cook 99 fumble return vs. Clemson
 Pat Miller 52 interception return at USF
 Tavon Austin 90 kickoff return at USF
 Julian Miller 0 fumble recovery at Cincinnati
 Terence Garvin 37 interception return at Maryland
 Tavon Austin 100 kickoff return vs. Marshall

2009

Sidney Glover 24 interception return at Rutgers
 Tavon Austin 98 kickoff return vs. UConn

2008

Morty Ivy 29 interception return vs. Villanova

2007

Reed Williams 0 fumble recovery vs. UConn
 Eric Wicks 44 fumble return vs. Louisville
 Keilen Dykes 19 interception return vs. Syracuse

2006

Vaughn Rivers 50 punt return vs. Mississippi State
 Darius Reynaud 96 kickoff return vs. Maryland

2005

Jamille Addae 40 interception return vs. Pitt
 Thandi Smith 1 punt return vs. Rutgers
 Antonio Lewis 77 punt return vs. East Carolina
 Eric Wicks 31 interception return vs. Syracuse

2004

Mike Lorello 21 interception return vs. Connecticut
 Eric Wicks 34 interception return vs. Virginia Tech
 Adam Lehnortt 21 fumble return vs. James Madison
 Adam Jones 76 punt return vs. East Carolina

2003

Lance Frazier 64 punt return vs. Temple
 Adam Jones 47 fumble return vs. Temple
 Adam Jones 49 interception return vs. Boston College
 Adam Jones 87 kickoff return vs. BC
 Joe Hunter 0 punt return vs. UCF

2002

Arthur Harrison 0 fumble recovery vs. East Carolina
 Angel Estrada 43 interception return vs. Rutgers

2001

Shawn Terry 100 kickoff return vs. Maryland
 Shawn Hackett 10 fumble return vs. Rutgers
 Shawn Hackett 50 interception return vs. Rutgers

2000

Grant Wiley 22 interception return vs. Boston College
 Shawn Hackett 41 interception return vs. Boston College
 Grant Wiley 15 interception return vs. Idaho
 Ben Meighan 36 fumble return vs. VT
 Shawn Terry 100 kickoff return vs. Syracuse
 Bryant 49 interception return vs. Rutgers
 Jason Davis 0 fumble return vs. East Carolina
 Shawn Terry 89 kickoff return vs. Pitt
 Lance Frazier 32 interception return vs. Pitt
 Shawn Terry 99 kickoff return vs. Ole Miss

SPECIAL TEAM NOTES

- ✓ Josh Lambert (K) returns in 2016 to lead the WVU special teams
- ✓ Lambert was a Lou Groza Award finalist in 2014 and holds the NCAA record for most FGs made of 40 yards or more in a season (16)
- ✓ Lambert tied the NCAA season record in 2014 for most contests with multiple field goals made in a game (10) and tied the mark for most with three field goals made in a game (6)
- ✓ Lambert was the No. 2 kicker in the nation in scoring (135) in 2014
- ✓ Lambert had the most field goals made nationally in 2014 (30)
- ✓ In 2015, Lambert was No. 7 in the conference and No. 61 nationally in field goal percentage
- ✓ Lambert was No. 1 in the Big 12 and No. 17 nationally in field goals made per game
- ✓ Lambert tied for No. 1 in the Big 12 in total field goals made
- ✓ Lambert was No. 4 in Big 12 overall scoring and was No. 3 in Big 12 scoring by kickers
- ✓ Lambert has made 68 career field goals and is No. 2 on WVU's all-time list
- ✓ Lambert has made 133 career extra points and is No. 5 on WVU's all-time list
- ✓ West Virginia ranked No. 2 in the conference and No. 22 nationally in net punting
- ✓ West Virginia ranked No. 1 in the Big 12 and No. 11 nationally in kickoff returns
- ✓ WVU's highest national ranking in special teams was No. 11 in kickoff returns, followed by No. 22 in net punting and punt return defense
- ✓ Highest Big 12 ranking was No. 1 in kickoff returns, and No. 2 in net punting
- ✓ The season long was Gibson's 100-yard kickoff return for a TD at Baylor, followed by his 53-yard kickoff return vs. Iowa State
- ✓ Next was Durante's 43-yard kickoff return vs. Baylor
- ✓ Gary Jennings had the long punt return on the season of 21 yards against Arizona State

NFL MOUNTAINEERS

✓ There are 28 former Mountaineers on NFL rosters in 2016, playing for 18 different teams.



Shaq Riddick	Arizona Cardinals
Marquis Lucas	Buffalo Bills
Daryl Worley	Carolina Panthers
Nick Kwiatkoski	Chicago Bears
Kevin White	Chicago Bears
Mario Alford	Cincinnati Bengals
Will Clarke	Cincinnati Bengals
Adam Jones	Cincinnati Bengals
Don Barclay	Green Bay Packers
KJ Dillon	Houston Texans
Pat McAfee	Indianapolis Colts
Will Johnson	New York Giants
J.T. Thomas	New York Giants
Geno Smith	New York Jets
Bruce Irvin	Oakland Raiders
Karl Joseph	Oakland Raiders
John DePalma	Philadelphia Eagles
Najee Goode	Philadelphia Eagles
Wendell Smallwood	Philadelphia Eagles
Terrell Chestnut	San Diego Chargers
Shaq Petteway	San Diego Chargers
Dreamius Smith	San Diego Chargers
Mark Glowinski	Seattle Seahawks
Tavon Austin	St. Louis Rams
Charles Sims	Tampa Bay Buccaneers
Keith Tandy	Tampa Bay Buccaneers
Quinton Spain	Tennessee Titans
Terence Garvin	Washington Redskins



WEST VIRGINIA TOP OFFENSIVE PERFORMANCES

MOUNTAINEER TOP RUSHING MARKS

1. 569	Washington & Lee	November 10, 1923
2. 536	East Carolina	September 28, 2002
3. 517	Connecticut	November 24, 2007
4. 478	East Carolina	September 4, 2004
5. 457	Syracuse	October 14, 2006
6. 458	Oklahoma	November 17, 2012
7. 451	Pitt	November 24, 2005
8. 446	Syracuse	October 30, 1993
446	Rutgers	November 3, 2001
10. 437	Pitt	November 16, 2006
11. 427	Cincinnati	October 17, 1987
12. 426	Kansas	November 21, 2015
13. 397	East Carolina	September 22, 2007
14. 394	Eastern Washington	September 9, 2006
15. 382	Georgia	January 2, 2006
16. 379	Washington & Lee	November 10, 1923
379	East Carolina	November 7, 1992
18. 378	Pitt	September 29, 1990
19. 376	West Virginia Wesleyan	October 1, 1938
376	Louisville	November 22, 2008

MOUNTAINEER TOP PASSING MARKS

1. 656	Baylor	September 29, 2012
2. 532	Arizona State	January 2, 2016
3. 511	Maryland	September 13, 2014
4. 469	UConn	October 8, 2011
5. 463	LSU	September 24, 2011
6. 452	Missouri	December 26, 1998
7. 448	James Madison	September 15, 2012
8. 431	Norfolk State	September 10, 2011
9. 416	Pitt	September 28, 1968
10. 410	Louisville	November 5, 2011

12. 409	Pitt	November 27, 1998
13. 407	Kansas	December 1, 2012
407	Clemson	January 4, 2012
15. 401	Oklahoma State	November 10, 2012
16. 396	Pitt	October 15, 1994
17..390	Purdue	September 2, 1995
18. 388	Maryland	September 17, 2011
19. 380	Miami	October 24, 1998
20. 376	Oklahoma	September 20, 2014
21. 372	Cincinnati	November 12, 2011
22. 371	Rutgers	November 9, 1996
23. 365	Boston College	October 5, 1996
365	Alabama	August 31, 2014

MOUNTAINEER TOP TOTAL OFFENSE

1. 807	Baylor	September 29, 2012
2. 778	Oklahoma	November 17, 2012
3. 694	Maryland	September 13, 2014
4. 676	Arizona State	January 2, 2016
5. 674	Washington & Lee	November 10, 1923
6. 655	Marshall	September 1, 2012
7. 654	Syracuse	October 30, 1993
8. 647	Kansas	December 1, 2012
9. 643	Bowling Green	October 1, 2011
10. 641	Pitt	October 2, 1965
641	Pitt	November 16, 2006
12. 630	Kansas	November 21, 2015
13. 627	Rutgers	November 3, 2001
14. 624	Connecticut	November 24, 2007
15. 623	Pitt	November 27, 1999
16. 621	East Carolina	September 4, 2004
17. 614	Temple	November 13, 1993
18. 606	Towson	September 6, 2014

WEST VIRGINIA BESTS

Rushing Yards	569 vs. Washington & Lee	1923
Passing Yards	656 vs. Baylor	2012
Total Yards	807 vs. Baylor	2012
Total First Downs	37 vs. Maryland	2015
Low Rushing Yards All.	30 vs. Florida	1981
Low Passing Yards All.	0 vs. Pitt	1981
Low Total Yards Allowed	14 vs. Maryland	1919
Fewest First Downs All.	0 vs. Maryland	1919
Longest TD run	96 vs. N. Illinois	1986
Longest Non-TD Run	79 vs. Louisville	2008
Longest TD Reception	96 vs. Penn State	1973
Longest Non-TD Reception	84 vs. Miami	2003
Points (Game)	92 vs. Marshall	1916
Victory Margin	89 vs. Geneva	1951

WEST VIRGINIA BESTS - 2010 DECADE

Rushing Yards	458 vs. Oklahoma '12
Passing Yards	659 vs. Baylor '12
Total Yards	807 vs. Baylor '12
Total First Downs	37 vs. Maryland '15
First Downs Rushing	19 vs. Cincinnati '10
First Downs Passing	23 vs. LSU '11
Low Rushing Yards All.	10 vs. Maryland '10
Low Passing Yards All.	29 vs. Ga. Southern '14
Low Total Yards Allowed	122 vs. Towson '14
Fewest First Downs All.	7 vs. Towson '14
Fewest 1st Downs Rushing All.	0 vs. Kansas St. '14
Fewest 1st Downs Passing All.	2 vs. KU'13,GSU '15
Longest TD run	80 vs. Rutgers '11
Longest Non-TD Run	70 vs. Marshall '12
Longest TD Reception	87 vs. Baylor '12
Longest Non-TD Reception	75 vs. Okla. St. '12
Points (Game)	70 vs. Clemson '11, Baylor '12
Points (Half)	49 vs. Clemson '11 (First Half)
Points (Qtr)	35 vs. Clemson '11 (Second)
Victory Margin	54 vs. Towson '14

WEST VIRGINIA BESTS - HOLSORSER ERA

Rushing Yards	458 vs. Oklahoma '12
Passing Yards	656 vs. Baylor '12
Total Yards	807 vs. Baylor '12
Total First Downs	37 vs. Maryland '15
First Downs Rushing	18 vs. Kansas '15
First Downs Passing	23 vs. LSU '11
Low Rushing Allowed	1 vs. Kansas State '14
Low Passing Yards Allowed	29 vs. Ga. Southern '15
Low Total Yards Allowed	122 vs. Towson '14
Fewest 1st Downs Allowed	7 vs. Towson '14
Fewest 1st Downs Rushing All.	0 vs. Kansas St. '14
Fewest 1st Downs Passing All.	2 vs. KU'13,GSU'15
Longest TD run	80 vs. Rutgers '11
Longest Non-TD Run	70 vs. Marshall '12
Longest TD Reception	87 vs. Baylor '12
Longest Non-TD Reception	75 vs. Okla. St. '12
Points (Game)	70 vs. Clemson '11, Baylor '12
Points (Half)	49 (First Half) vs. Clemson '11
Points (Qtr)	35 (Second) vs. Clemson '11
Victory Margin	54 vs. Towson '14

WEEKLY MEDIA PLANNER (MONDAY, AUG. 31 - SUNDAY, SEPT. 6)

MON (29)

Big 12 football conference call - 11:40 a.m. - 11:50 a.m.

TUE (30)

Dana Holgorsen Media Conference - 12 p.m. (Team Room)

Football Player/Assistant Coach Interviews Puskar Team Room 12:30 p.m.

WED (31)

Dana Holgorsen Statewide Radio Show 7 p.m. (Kegler's)

XC Alumni Open TBA

WSOC vs. Purdue 7 p.m.

THU (1)

FRI (2)

VB vs. Capital Classic Charleston W.Va. vs. Indiana State, 10 a.m. vs. Marshall, 7:30 p.m.

SAT (3)

FB vs. Missouri Noon, FS1 MSOC vs. Princeton 7 p.m.

VB vs. Capital Classic Charleston W.Va. vs. Morehead State, 10:30 a.m.

SUN (4)

WSOC vs. Ohio State 6 p.m.

MOUNTAINEER 250-YARD PASSING GAMES



SkylerHOWARD

A/C/Yds	Name	Opponent	Date	A/C/Yds	Name	Opponent	Date
45/51/656	Geno Smith	Baylor	9/29/2012	26/43/348	Marc Bulger	Pitt	11/28/97
28/51/532	Skyler Howard	Arizona State	1/2/2016	20/45/346	Skyler Howard	Texas A&M	12/29/2014
37/49/511	Clint Trickett	Maryland	9/13/2014	32/48/346	Marc Bulger	Miami	10/30/99
38/65/463	Geno Smith	LSU	9/24/2011	21/37/341	Bernie Galiffa	Penn State	10/28/72
27/45/450	Geno Smith	Connecticut	10/8/2011	30/43/338	Geno Smith	Maryland	9/22/2012
34/50/429	Marc Bulger	Missouri	12/26/98	24/41/338	Geno Smith	Syracuse	10/21/2011
27/37/416	Mike Sherwood	Pitt	9/28/68	24/31/334	Jarrett Brown	East Carolina	9/12/2009
34/39/411	Geno Smith	James Madison	9/15/2012	16/21/334	Chad Johnston	Rutgers	11/4/95
31/44/410	Geno Smith	Louisville	11/5/2011	32/26/332	Pat White	North Carolina	12/27/2008
26/37/409	Marc Bulger	Pitt	11/27/98	30/20/331	Marc Bulger	Pitt	11/27/99
23/24/407	Geno Smith	Kansas	12/1/2012	32/36/323	Geno Smith	Marshall	9/1/2012
32/43/407	Geno Smith	Clemson	1/4/2012	23/35/322	Clint Trickett	Baylor	10/18/2014
16/39/396	Chad Johnston	Pitt	10/15/94	17/37/321	Jeff Hostetler	Oklahoma	9/11/82
22/35/390	Chad Johnston	Purdue	9/2/95	20/35/320	Geno Smith	Oklahoma	11/17/2012
36/49/388	Geno Smith	Maryland	9/17/2011	18/28/320	Allen McCune	Pitt	10/2/65
32/43/380	Marc Bulger	Miami	10/24/98	15/21/318	Brad Lewis	Mississippi	12/28/2000
25/41/376	Clint Trickett	Oklahoma	9/20/2014	32/45/316	Geno Smith	Marshall	9/10/2010
29/43/372	Geno Smith	Cincinnati	11/12/2011	20/25/314	Oliver Luck	Temple	11/8/80
20/34/371	Geno Smith	Norfolk State	9/10/2011	18/37/314	Bernie Galiffa	Pitt	11/4/72
29/45/365	Clint Trickett	Alabama	8/30/2014	20/28/312	Marc Bulger	Boston College	11/21/98
36/54/364	Geno Smith	Oklahoma State	11/10/2012	24/50/309	Clint Trickett	Oklahoma State	9/28/2013
34/48/360	Oliver Luck	Syracuse	11/21/81	21/34/309	Dan Kendra	Villanova	10/29/77
16/25/359	Skyler Howard	Georgia Southern	9/5/2015	23/41/308	Darren Studstill	Miami, Fla.	10/31/92
25/41/359	Ford Childress	Georgia State	9/14/2013	20/33/306	Mike Sherwood	East Carolina	11/7/70
21/37/356	Clint Trickett	Iowa State	11/30/2012	20/35/302	Clint Trickett	Kansas	10/4/2014
24/36/354	Marc Bulger	Navy	10/3/98	28/44/301	Clint Trickett	Texas Tech	10/11/2014
18/31/354	Chad Johnston	Boston College	10/5/96	13/19/298	Bernie Galiffa	Virginia	9/23/72
23/28/352	Geno Smith	Rutgers	12/4/2010	15/21/297	Major Harris	Boston College	10/22/88
25/40/353	Marc Bulger	Georgia Tech	12/29/97	15/18/296	Allen McCune	William & Mary	9/25/65
35/40/348	Clint Trickett	Towson	9/6/2014	21/33/294	Skyler Howard	Maryland	9/26/2015
				20/25/293	Marc Bulger	Maryland	9/19/98
				28/45/293	Dan Kendra	Syracuse	11/25/75
				17/25/291	Chad Johnston	Missouri	10/1/94
				12/20/290	Brad Lewis	East Carolina	11/18/2000
				27/34/286	Brad Lewis	Kent State	9/22/2001
				21/40/285	Skyler Howard	Iowa State	11/29/2014
				19/37/285	Jeff Hostetler	Maryland	9/18/82
				19/42/281	Skyler Howard	Kansas State	12/5/2015
				17/31/281	Bernie Galiffa	Syracuse	11/20/71
				16/30/280	Kevin White	TCU	12/31/84
				31/52/279	Brad Lewis	Maryland	9/29/2001
				17/28/279	Jeff Hostetler	Rutgers	11/12/83
				30/56/278	Geno Smith	Texas Tech	10/13/2012
				17/28/274	Darren Studstill	Temple	11/13/93
				18/29/273	Jeff Hostetler	Penn State	10/22/83
				14/25/271	Rasheed Marshall	Syracuse	11/22/2003
				15/19/270	Jake Kelchner	Maryland	9/13/93
				12/20/269	Oliver Luck	Colorado State	9/13/80
				25/35/268	Geno Smith	Texas	10/6/2012
				19/29/268	Geno Smith	Maryland	9/18/2010
				25/41/267	Clint Trickett	TCU	11/2/2013
				11/18/267	Bernie Galiffa	Syracuse	11/18/72
				29/16/266	Marc Bulger	Temple	10/23/99
				17/27/265	Oliver Luck	Virginia Tech	10/17/81
				21/26/263	Skyler Howard	Liberty	9/12/2015
				32/54/260	Geno Smith	TCU	11/3/2012
				16/32/259	Paul Millard	Texas	11/9/2013
				13/28/257	Scott McBrien	Pitt	11/24/2000
				15/31/257	Marc Bulger	Syracuse	11/7/98
				14/20/257	Marc Bulger	Temple	10/10/98
				21/32/257	Oliver Luck	East Carolina	10/31/81
				17/35/256	Dan Kendra	Boston College	10/16/76
				27/43/254	Clint Trickett	Texas Tech	10/19/2013
				19/30/254	Richard Longfellow	Boston U.	10/11/58
				21/36/253	Marc Bulger	Tulsa	9/26/98
				13/31/252	Scott McBrien	Notre Dame	10/21/2000
				12/23/250	Major Harris	Pitt	9/30/89
				19/37/250	Jeff Hostetler	Penn State	10/23/82



MOUNTAINEER 100-YARD RECEIVERS

Name	Yards/Catches	Team/Year	Name	Yards/Catches	Team/Year
Stedman Bailey	303/13	Baylor/2012	Tavon Austin	123/12	Clemson/2012
Stedman Bailey	225/14	Oklahoma State/2012	Chris Henry	123/5	UCF/2003
Kevin White	215/13	Maryland/2014	Zach Abraham	122/3	Temple/1994
Mario Alford	215/8	Iowa State/2013	Tavon Austin	122/11	Maryland/2011
Tavon Austin	215/14	Baylor/2012	Jovon Durante	121/3	Georgia Southern/2015
Chris Henry	209/6	Syracuse/2003	Stedman Bailey	121/8	Syracuse/2012
Pat Greene	205/12	Pitt/1997	Tavon Austin	121/6	Rutgers/2010
Stedman Bailey	205/13	Oklahoma/2012	Ross Herron	121/7	Western Reserve/1950
Rahsaan Vanterpool	205/9	Pitt/1994	Chris Henry	119/4	Rutgers/2004
David Saunders	191/8	Boston College/1996	Shelton Gibson	118/6	Maryland/2015
Calvin Phillips	190/5	Cal-Fullerton/1988	Stedman Bailey	118/8	Louisville/2011
Oscar Patrick	190/10	Penn State/1968	Chris Henry	118/8	Boston College/2004
Shawn Foreman	189/11	Missouri/1998	Bob Dunlevy	118/4	Syracuse/1965
Tavon Austin	187/11	LSU/2011	Travis Garvin	117/3	Virginia Tech/2003
Zach Abraham	180/6	Pitt/1994	Phil Braxton	117/3	Pitt/2000
Tavon Austin	179/13	Maryland/2012	Ka'Raun White	116/4	Arizona State/2016
Antonio Brown	179/6	East Carolina/2000	Antonio Brown	116/8	Kent State/2001
Stedman Bailey	178/7	Connecticut/2011	Stedman Bailey	115/8	LSU/2011
David Saunders	178/11	Rutgers/1996	Jock Sanders	115/12	Auburn/2009
Chris Henry	176/4	Rutgers/2003	Shawn Foreman	115/5	Pitt/1998
Kevin White	173/10	Oklahoma/2014	Rahsaan Vanterpool	115/10	Ball State/1994
Stedman Bailey	173/13	James Madison/2012	Steve Lewis	115/5	California/1978
Mike Baker	172/8	Rutgers/1993	Danny Buggs	115/5	Pitt/1972
Shawn Foreman	164/6	Rutgers/1996	Tom Yeater	115/3	Oregon State/1962
Stedman Bailey	159/11	Kansas/2012	J.D. Woods	114/13	Baylor/2012
Antonio Brown	156/6	Ole Miss/2000	Calvin Phillips	114/4	Penn State/1988
Shawn Foreman	158/9	Miami/1998	Tavon Austin	113/11	James Madison/2012
Khori Ivy	155/7	Temple/2000	Stedman Bailey	113/8	Maryland/2011
Shawn Foreman	153/10	Boston College/1997	Khori Ivy	113/6	Pitt/1998
Rahsaan Vanterpool	152/9	Boston College/1996	David Saunders	113/7	Syracuse/1996
Willie Drewrey	152/6	TCU/1984	John Talley	113/4	Syracuse/1987
Gary Mullen	152/7	Virginia/1984	Oscar Patrick	113/7	Virginia Tech/1968
Danny Buggs	151/6	Illinois/1973	Oscar Patrick	113/5	Penn State/1967
Lovett Purnell	149/8	Purdue/1995	Stedman Bailey	112/4	Bowling Green/2011
David Saunders	149/8	Rutgers/1995	Steve Lewis	112/7	Colorado State/1978
Shelton Gibson	148/6	Iowa State/2015	Rahsaan Vanterpool	111/3	Louisiana Tech/1994
Rich Hollins	148/6	Virginia Tech/1981	Ed Hill	111/4	Temple/1993
Rich Hollins	148/8	Maryland/1981	Danny Buggs	111/4	Boston College/1973
Reggie Rembert	145/5	Pitt/1989	Oscar Patrick	111/7	Villanova/1968
Kevin White	143/9	Alabama/2014	Tavon Austin	111/4	Kansas/2012
Shelton Gibson	143/4	Arizona State/2016	Darius Reynaud	110/5	East Carolina/2006
Khori Ivy	142/9	Miami/1999	David Saunders	110/6	Syracuse/1998
Cedric Thomas	142/7	Temple/1980	Shawn Foreman	110/12	Georgia Tech/1997
Darrell Miller	141/8	Virginia/1981	Rahsaan Vanterpool	110/8	Purdue/1996
Danny Buggs	140/6	William & Mary/1972	Scott MacDonald	110/5	N.C. State/1975
Jerry Porter	139/3	Pitt/1999	Jordan Thompson	109/6	Texas Tech/2014
Bob Dunlevy	139/5	William & Mary/1965	Devon Brown	109/4	Norfolk State/2011
Milt Clegg	139/8	Syracuse/1964	Jay Kearney	109/5	Penn State/1992
Jim Braxton	138/5	East Carolina/1970	Rich Hollins	109/4	Maryland/1983
Terry Fairbanks	138/4	Boston U./1958	Oscar Patrick	109/5	Richmond/1968
Mario Alford	136/7	Oklahoma State/2014	Oscar Patrick	109/5	Villanova/1967
Rahsaan Vanterpool	135/6	Temple/1995	Phil Braxton	108/2	Pitt/2002
James Jett	135/5	Cincinnati/1990	Phil Braxton	108/4	Virginia/2002
Darius Reynaud	134/9	Marshall/2007	Antonio Brown	108/10	Maryland/2001
Lovett Purnell	134/3	Rutgers/1995	Zach Abraham	107/7	South Carolina/1994
Reggie Rembert	134/5	Ball State/1989	Tavon Austin	106/7	Maryland/2010
Kevin White	132/16	Texas/2014	Miquelle Henderson	106/5	Wisconsin/2002
Kevin White	132/8	Baylor/2014	Jay Kearney	106/4	Rutgers/1993
Kevin White	132/6	Kansas/2014	Jay Kearney	106/5	Boston College/1993
Chris Henry	132/5	Boston College/2003	Harvey Smith	106/4	Syracuse/1985
Marshall Mills	132/7	Virginia/1972	Charles Becca	106/3	Temple/1948
Mario Alford	131/11	Maryland/2014	Miquelle Henderson	105/8	Cincinnati/2002
Ivan McCartney	131/6	Connecticut/2011	Anthony Becht	105/5	Boston College/1999
Shelton Gibson	130/3	Georgia Southern/2015	David Saunders	105/8	East Carolina/1996
Kevin White	130/7	Baylor/2013	Randy Swinson	105/7	Penn State/1977
Stedman Bailey	130/7	Syracuse/2011	Stedman Bailey	104/9	Marshall/2012
Steve Slaton	130/6	Pitt/2006	Stedman Bailey	104/6	Cincinnati/2011
David Saunders	130/9	North Carolina/1996	Jay Kearney	104/3	Maryland/1993
David Saunders	130/6	Purdue/1995	Reggie Rembert	104/5	Syracuse/1989
Ed Hill	130/9	Miami/1992	John Talley	104/7	Syracuse/1986
Cedric Thomas	130/7	Villanova/1977	Danny Buggs	103/8	Temple/1974
Kevin White	129/7	Texas A&M/2014	Tavon Austin	102/10	Texas/2012
Greg Dykes	128/5	South Carolina/1989	James Jett	102/5	Maryland/1990
Jordan Thompson	127/5	Kansas State/2015	Tavon Austin	102/10	Pitt/2011
Tavon Austin	126/9	Cincinnati/2011	Mario Alford	101/7	Oklahoma/2014
Shawn Foreman	126/7	East Carolina/1997	Kevin White	101/10	Towson/2014
Mike Baker	126/8	Maryland/1993	Ivan McCartney	101/8	Maryland/2011
Danny Buggs	126/7	Penn State/1972	David Saunders	101/5	Temple/1998
Bill Marker	126/5	Penn State/1953	James Jett	101/3	Louisiana Tech/1992
Jay Kearney	125/3	Missouri/1993	Tavon Austin	101/11	TCU/2012
Cedric Thomas	125/3	Colorado State/1980	Rich Hollins	101/3	Oklahoma/1982
Nate Stephens	125/5	William & Mary/1971	Steve Lewis	101/5	Boston College/1976
Jerry Porter	124/4	Georgia Tech/1997	Richard Rader	101/3	Pitt/1965
Kevin White	123/13	Texas Tech/2014	Darrell Miller	100/5	Florida State/1982
			Brad Starks	100/4	UNLV/2010

WEST VIRGINIA DEPTH CHART

CAREER GAMES PLAYED/STARTS

	GP/GS	2016	2015	2014	2013
*Christian Brown, r-Jr., DL	39/13	0/0	12/12	12/1	4/0
Jarrod Harper, r-Jr. S	37/8	0/0	12/8	13/0	12/0
Daikiel Shorts, Jr., WR	37/23	0/0	12/11	13/4	12/9
Josh Lambert, r-Jr., K	36/0	0/0	12/0	13/0	11/0
Tyler Orlosky, r-Jr., OL	36/28	0/0	12/12	13/13	11/3
Justin Arndt, r-Jr., LB	34/0	0/0	12/0	13/0	9/0
Noble Nwachukwu, r-Jr., DL	34/25	0/0	12/12	13/13	9/0
Adam Pankey, r-Jr., OL	32/24	0/0	11/11	13/13	8/0
Jeremy Tyler, Jr., S	32/1	0/0	11/0	13/0	8/1
Sean Walters, r-Jr., LB	29/0	0/0	11/0	6/0	12/0
*Nana Kyeremeh, r-Jr., CB	29/1	0/0	12/0	4/0	0/0
Devonte Mathis, r-Jr., WR	25/2	0/0	9/2	8/0	8/0
Al-Rasheed Benton, r-So., LB	25/1	0/0	12/1	13/0	--
Dravon Askeew-Henry, So., S	25/25	0/0	12/12	13/13	--
Rushel Shell, r-Jr., RB	24/10	0/0	12/2	12/8	--
Elijah Wellman, r-So., RB/FB	24/5	0/0	12/5	12/0	--
Shelton Gibson, r-So., WR	24/12	0/0	12/12	12/0	--
Darrien Howard, Sr., DL	24/0	0/0	12/0	8/0	4/0
Marvin Gross, r-So., LB	23/0	0/0	12/0	0/0	11/0
Xavier Preston, So., LB	21/0	0/0	12/0	9/0	--
Tony Matteo, r-Jr., OL	17/2	0/0	12/1	5/1	--
Skyler Howard, Jr., QB	16/14	0/0	12/12	4/2	--
Jon Lewis, r-So., DL	14/0	0/0	6/0	8/0	--
Grant Lingafelter, r-So., OL	14/0	0/0	9/0	5/0	--
Marcell Lazard, r-So., OL	14/5	0/0	12/5	2/0	--
Kyle Bosch, r-So., OL	12/12	0/0	12/12	--	--
Jovon Durante, Fr., WR	12/9	0/0	12/9	--	--
Gary Jennings, Fr., WR	12/0	0/0	12/0	--	--
Khairi Shariff, r-Jr., CB	12/0	0/0	12/0	--	--
William Crest, Jr., r-Fr., QB	11/0	0/0	10/0	1/0	--
Rasul Douglas, Jr., CB	10/0	0/0	10/0	--	--
Hodari Christian, r-So., LB	9/0	0/0	7/0	2/0	--
Ka'Rau White, r-So., WR	8/1	0/0	8/1	--	--
Yodny Cajuste, r-Fr., OL	6/6	0/0	6/6	--	--
Mike Molina, r-So., K	5/0	0/0	3/0	2/0	--
Shane Commodore, r-So., S	5/0	0/0	5/0	--	--
Jaleel Fields, r-Fr., DL	4/0	0/0	4/0	--	--
Nick Meadows, r-So., LS	3/0	0/0	2/0	1/0	--
Sylvester Townes, r-Jr., OL	3/0	0/0	3/0	--	--
Ricky Rogers, r-Fr., WR	1/0	0/0	1/0	--	--

* - includes 2012 totals for Nana Kyeremeh (13/1)
 * - Includes 2012 totals for Christian Brown (11/0)

OFFENSE

Position	No.	Name	Ht.	Wt.	Cl.	GP	GS	Hometown
WR (X)	1	Shelton Gibson	5-11	195	r-Jr.	25	13	Cleveland, Ohio
	12	Gary Jennings	6-1	207	So.	13	0	Stafford, Va.
LT	55	Yodny Cajuste	6-5	300	r-So.	7	6	Miami, Fla.
	74	Sylvester Townes	6-6	310	r-Sr.	3	0	Memphis, Tenn.
LG	70	Tony Matteo	6-4	294	r-Sr.	17	2	Clinton, Ohio
	56	Grant Lingafelter	6-6	306	r-Jr.	14	0	Chagrin Falls, Ohio
C	65	Tyler Orlosky	6-4	296	r-Sr.	37	29	Cleveland, Ohio
	79	Matt Jones	6-3	316	r-Fr.	0	0	Hubbard, Ohio
RG	*62	Kyle Bosch	6-5	310	r-Jr.	19	16	St. Charles, Ill.
	71	Rob Dowdy	6-4	290	r-Fr.	0	0	Westerville, Ohio
RT	77	Marcell Lazard	6-5	306	r-Jr.	15	6	Bloomfield, N.J.
or	53	Colton McKivitz	6-7	295	r-Fr.	0	0	Jacobsburg, Ohio
IR (Y)	6	Daikiel Shorts Jr.	6-1	204	Sr.	38	23	Clayton, N.J.
	5	Jovon Durante	6-0	165	So.	12	9	Miami, Fla.
WR (Z)	2	Ka'Rau White	6-1	198	r-Jr.	9	2	Macungie, Pa.
	82	Devonte Mathis	6-1	220	r-Sr.	26	2	Miami, Fla.
QB	3	Skyler Howard	6-0	207	Sr.	17	15	Fort Worth, Texas
	11	Chris Chugunov	6-1	203	r-Fr.	0	0	Skillman, N.J.
	16	William Crest Jr.	6-2	210	r-So.	12	0	Baltimore, Md.
TE	87	Stone Wolfley	6-4	247	r-Fr.	0	0	Morgantown, W.Va.
	88	Trevon Wesco	6-4	275	Fr.	0	0	Gerrardsburg, W.Va.
FB	28	Elijah Wellman	6-1	235	r-Jr.	25	5	Huntington, W.Va.
	47	Michael Ferns	6-2	245	r-So.	0	0	St. Clairsville, Ohio
RB	7	Rushel Shell	5-10	220	r-Sr.	25	11	Hopewell, Pa.
	4	Kennedy McKoy	6-0	201	Fr.	0	0	Lexington, N.C.
	25	Justin Crawford	6-1	190	Jr.	0	0	Columbus, Ga.

DEFENSE

Position	No.	Name	Ht.	Wt.	Cl.	GP	GS	Hometown
DE	97	Noble Nwachukwu	6-2	275	r-Sr.	35	26	Wylie, Texas
	88	Adam Shuler II	6-4	270	r-Fr.	0	0	Longwood, Fla.
NT	49	Darrien Howard	6-1	297	Sr.	25	0	Dayton, Ohio
	67	Alec Shriner	6-4	286	r-Fr.	0	0	Oviedo, Fla.
DE	95	Christian Brown	6-2	298	r-Sr.	40	14	Fort Myers, Fla.
	92	Jon Lewis	6-3	265	r-Jr.	14	0	Morgantown, W.Va.
SAM	30	Justin Arndt	5-11	215	r-Sr.	35	0	Martinsburg, W.Va.
	31	Zach Sandwisch	6-2	222	Fr.	0	0	Woodville, Ohio
MIKE	3	Al-Rasheed Benton	6-1	235	r-Jr.	26	1	Newark, N.J.
	44	Hodari Christian	6-0	225	r-Jr.	9	0	McKeesport, Pa.
WILL	27	Sean Walters	6-2	228	r-Sr.	30	0	Hollywood, Fla.
	11	David Long	5-11	225	r-Fr.	0	0	Cincinnati, Ohio
FCB	1	Antonio Crawford	5-10	185	r-Sr.	0	0	Miami, Fla.
	14	Nana Kyeremeh	5-11	192	r-Sr.	30	1	Worthington, Ohio
FS	2	Jeremy Tyler	5-11	210	Sr.	33	1	Lithonia, Ga.
	16	Toyou Avery	5-10	200	r-So.	0	0	Covington, Ga.
SPUR	8	Kyzir White	6-3	212	Jr.	0	0	Macungie, Pa.
	18	Marvin Gross Jr.	6-3	208	r-Jr.	24	0	Baltimore, Md.
BS	22	Jarrod Harper	6-0	210	r-Sr.	38	9	Frostburg, Md.
	12	Khairi Sharif	5-8	184	r-Sr.	13	0	Houston, Texas
BCB	13	Rasul Douglas	6-2	208	r-Sr.	11	0	East Orange, N.J.
	24	Maurice Fleming	5-11	203	r-Sr.	0	0	Chicago, Ill.

SPECIAL TEAMS

Position	No.	Name	Ht.	Wt.	Cl.	GP	GS	Hometown
K	48	Mike Molina	5-8	180	r-Jr.	5	0	Hurricane, W.Va.
	86	Josh Lambert	6-0	203	r-Sr.	37	0	Garland, Texas
P	15	Billy Kinney	6-4	207	r-So.	0	0	Morgantown, W.Va.
	80	Jonn Young	6-0	202	Fr.	0	0	Advance, N.C.
LS	46	Nick Meadows	5-11	238	r-Jr.	3	0	Princeton, W.Va.
	43	R.C. Brunstetter	6-3	230	r-So.	0	0	Mocksville, N.C.
H	15	Billy Kinney	6-4	207	r-So.	0	0	Morgantown, W.Va.
	80	Jonn Young	6-0	202	Fr.	0	0	Advance, N.C.
KO	48	Mike Molina	5-8	180	r-Jr.	5	0	Hurricane, W.Va.
	15	Billy Kinney	6-4	207	r-So.	0	0	Morgantown, W.Va.
PR	12	Gary Jennings	6-2	207	So.	13	0	Stafford, Va.
KR	1	Shelton Gibson	5-11	195	r-Jr.	25	13	Cleveland, Ohio
	12	Gary Jennings	6-2	207	So.	13	0	Stafford, Va.

* - Bosch's Games Played/Started include Michigan numbers (6/3)



RECORD UNDER HOLGORSEN

overall	36-28
playing at home	21-12
playing on the road	12-12
playing at a neutral site	3-4
vs. ranked opponents	6-14
in bowl games	2-2
in overtime	1-4
more than 7 days to prepare	13-9
in August	1-1
in September	14-4
in October	8-10
in November	9-10
in December	2-3
in January	2-0
outrushing opponent	24-7
when rushing for 200 yards	15-4
when rushing for 300 yards	5-1
outrushed by opponent	12-21
outpassing opponent	27-14
when passing for 300 yards	20-10
when passing for 400 yards	8-3
when passing for 500 yards	3-0
when passing for 600 yards	1-0
outpassed by opponent	9-14
when allowing 200 yards passing	19-22
when allowing 250 yards passing	13-16
when allowing 300+ yards passing	7-10
more total offense than opponent	30-10
when having 400+ total offense	29-15
when having 500+ total offense	18-5
when having 600+ total offense	9-1
when having 700+ total offense	1-1
when having 800+ total offense	1-0
same total offense as opponent	1-0
less total offense than opponent	5-18
when allowing 400+ total offense	14-20
when allowing 500+ total offense	3-11
committing fewer turnovers	16-7
committing more turnovers	11-18
turnovers are even	9-3
0-30:00 of time of possession	20-20
30:01-plus of time of possession	16-8
scoring first	31-8
opponent scores first	11-20
leading after the 1st quarter	20-8
trailing after the 1st quarter	10-19
tied after the 1st quarter	6-1
leading at halftime	28-6
trailing at halftime	7-19
tied at halftime	1-3
leading after the 3rd quarter	28-5
trailing after the 3rd quarter	6-23
tied after the 3rd quarter	2-0
scoring 0-10 points	36-28
scoring 11-20 points	36-25
scoring 21-30 points	35-20
scoring 31-40 points	32-10
scoring 41-plus points	18-3
opponent scores 0-10 points	36-28
opponent scores 11-20 points	27-28
opponent scores 21-30 points	18-27
opponent scores 31-40 points	9-26
opponent scores 41-plus points	3-13
individual 100-yard rusher	17-7
opponent 100-yard rusher	11-12
opponent less than 100-yards rushing	10-2
individual 1 100-yard receiver	23-13
individual 2 100-yard receivers	10-2
individual 3 100-yard receivers	2-0
opponent 100-yard receiver	11-16
individual 300-yard passer	18-11
individual 400-yard passer	6-2

WEST VIRGINIA HEAD COACH DANA HOLGORSEN - SIXTH YEAR



COACHING HIGHLIGHTS

West Virginia

- ✓ Has had 14 players earn All-America honors
- ✓ Has had four NFL Top-15 draft picks during the past five years, only coach nationally to accomplish that feat
- ✓ Has had nine NFL draft picks in first three rounds in the past five years, most in Big 12
- ✓ Has had 17 players drafted in five years at WVU, third-most in the Big 12
- ✓ Has had four wide receivers drafted since 2013, tied nationally for most during that time
- ✓ Since becoming offensive coordinator at Texas Tech in 2005, his offenses have averaged an outstanding 37.4 points per game over that 11-year period
- ✓ His passing offenses and total offensive output have ranked in the Top 10 nationally all but three years during the 11 year span since he became offensive coordinator at Texas Tech in 2005
- ✓ His former pupils have earned 10 national awards and also has had 10 earn finalist honors
- ✓ Had eight quarterbacks pass for 4,000 or more yards and throw for 30 or more touchdowns in a season
- ✓ Had 14 receivers finish with 1,000 or more yards in a season, including 10 finish with 90 or more receptions and 12 finish with double figure TD receptions in a season
- ✓ Has had six wins over Top 25 opponents in his five-year tenure at WVU
- ✓ His 36 wins puts him in sixth place on the all-time WVU coaching win list; needs seven more to move past Bobby Bowden into fifth place
- ✓ Only coach in West Virginia history to have coached a team with at least 450 rushing yards in a game (Oklahoma, 2012) and at least 450 yards passing in a game (five times)
- ✓ Has six wins over Top 25 opponents in his five-year tenure at WVU

2015

- ✓ Finished the season with an 8-5 overall record and a 4-5 mark in the Big 12 Conference, tying for fifth
- ✓ The eight wins were the most in a season since becoming a member of the Big 12 Conference
- ✓ Led the Mountaineers to a 43-42 victory in the Motel 6 Cactus Bowl, his fourth bowl appearance in five years
- ✓ Tied or broke 19 individual or team, school and Cactus Bowl records and produced 11 NCAA Top 10 Bowl Rankings
- ✓ Seventeen players had their degrees in hand when the Cactus bowl was played, ranking among the Top 10 nationally in number of graduates playing in a bowl game
- ✓ Seven All-Big 12 Academic Team selections
- ✓ Twenty-Nine players were named to the Big 12 Commissioner's Honor Roll for the fall semester
- ✓ Twenty-Six players were named to the Big 12 Commissioner's Honor Roll for the spring semester
- ✓ Two All-American selections, Nick Kwiatkoski and Karl Joseph, named to three teams
- ✓ WVU had nine players named to the coaches' All-Big 12 team selections, including three on the first team
- ✓ Led Mountaineers to a Top 25 national ranking for the fourth year, reaching as high as No. 21 in the Coaches' Poll
- ✓ Wendell Smallwood became Holgorsen's second WVU running back and fourth overall to hit the 1,000-yard rushing plateau (1,519)
- ✓ WVU's offense was No. 17 nationally in rushing offense, No. 18 in first down offense and No. 23 in total offense
- ✓ WVU's defense was ranked No. 2 nationally in interceptions, No. 5 in turnovers gained, tied for No. 8 in number of defensive three-and-outs, No. 11 in opponents third-down defense and No. 15 in turnover margin
- ✓ WVU's special teams were ranked No. 11 in kickoff returns, No. 22 in net punting and punt return defense

2014

- ✓ Finished with a 7-6 overall record and a 5-4 record in Big 12 play, tying for fourth place, WVU's highest league finish in the Big 12
- ✓ Led the Mountaineers to a Liberty Bowl berth, his third bowl appearance in four seasons at WVU
- ✓ Four Mountaineers earned 28 All-America honors.
- ✓ WVU had four players named to the coaches' All-Big 12 teams and five players selected to the Associated Press team
- ✓ Kevin White was a finalist for the Fred Biletnikoff Award and a semifinalist for the Maxwell Award.
- ✓ White was No. 6 nationally in receptions per game, receiving yards, No. 8 in receiving yards per game and No. 19 in receiving touchdowns.
- ✓ White was the third Mountaineer to finish with more than 100 receptions in a season and the eighth to have 1,000 or more receiving yards.
- ✓ White's 109 receptions were third most in the nation and his 1,447 yards were sixth most
- ✓ Three receivers have had seven straight 100-yard receiving performances since 2000, Michael Crabtree, Justin Blackmon and Kevin White, all three coached by Holgorsen.
- ✓ Kickoff returner Mario Alford was No. 8 nationally in kickoff return yards per game.

WEST VIRGINIA HEAD COACH DANA HOLGORSSEN - SIXTH YEAR

Year	School	Position	Record
2016	West Virginia	Head Coach	0-0
2015	West Virginia	Head Coach	8-5
2014	West Virginia	Cactus Bowl Champions	7-6
		Head Coach	
2013	West Virginia	Liberty Bowl	4-8
		Head Coach	
2012	West Virginia	Head Coach	7-6
2011	West Virginia	Pinstripe Bowl	10-3
		Head Coach	
2010	Oklahoma State	Big East Champions	11-2
		Orange Bowl Champions	
2009	Houston	Alamo Bowl Champions	10-4
		Offensive Coordinator/Quarterbacks	
2008	Houston	Armed Forces Bowl	8-5
		Offensive Coordinator/Quarterbacks	
2007	Texas Tech	Armed Forces Bowl Champions	9-4
		Co-Offensive Coordinator/Inside Receivers	
2006	Texas Tech	Gator Bowl Champions	8-5
		Co-Offensive Coordinator/Inside Receivers	
2005	Texas Tech	Insight.com Bowl Champions	9-3
		Co-Offensive Coordinator/Inside Receivers	
2004	Texas Tech	Cotton Bowl	8-4
		Inside Receivers	
2003	Texas Tech	Holiday Bowl Champions	8-5
		Inside Receivers	
2002	Texas Tech	Houston Bowl Champions	9-5
		Inside Receivers	
2001	Texas Tech	Tangerine Bowl Champions	7-5
		Inside Receivers	
2000	Texas Tech	Alamo Bowl	7-6
		Inside Receivers	
1999	Wingate	Galleryfurniture.com Bowl	3-8
1998	Mississippi College	Quarterbacks/Wide Receivers	4-6
1997	Mississippi College	Quarterbacks/Wide Receivers /Special Teams	8-2
1996	Mississippi College	American Southwest Conference Champions	4-8
		Quarterbacks/Wide Receivers /Special Teams	
1995	Valdosta State	Quarterbacks/Wide Receivers /Special Teams	6-5
1994	Valdosta State	Quarterbacks/Wide Receivers /Special Teams	11-2
1993	Valdosta State	NCAA II National Quarterfinalist	8-3
		Quarterbacks/Wide Receivers /Special Teams	
Holgorsen Totals - at West Virginia - 36-28 Overall - 36-28 (Sixth Season)			

- ✓ Josh Lambert was a finalist for the Lou Groza Award, college football's top kicker
- ✓ Lambert finished No. 1 nationally in field goals per game and No. 8 in scoring
- ✓ Lambert set the NCAA record for most field goals made of 40 yards or more in a season (16) and tied the mark for games with the most multiple field goals (10).
- ✓ Lambert's 30 field goals made in the season tied the school record for most made in a season and was the most made in the nation.
- ✓ Clint Trickett was a semifinalist for the Davey O'Brien Award
- ✓ Trickett was No. 6 in the nation in completions per game, No. 10 in passing yards per game, No. 11 in completion percentage, No. 21 in total offense, No. 22 in passing yards, No. 33 in passing efficiency and No. 54 in passing touchdowns.
- ✓ Trickett was the third Mountaineer to finish with more than 3,000 yards passing in a season
- ✓ Austin was the recipient of the Jet Award, the nation's top returner
- ✓ Shaq Riddick was named the Big 12 Conference Defensive Newcomer of the Year
- ✓ Defeated No. 4 Baylor for his sixth win over a Top 25 and first over a Top 10 team
- ✓ WVU was ranked in the Top 25 for three weeks, including as high as No. 20

2013

- ✓ Defeated No. 11 Oklahoma State for his fifth win over a Top 25 team at WVU
- ✓ Had six players earn All-Big 12 Conference honors, including Charles Sims who was a first-team selection
- ✓ Sims also was named the Big 12 Conference Newcomer of the Year
- ✓ Sims and Will Clarke were drafted in the third round of the NFL Draft, giving him six players drafted in the Top three rounds

2012

- ✓ Served as West Virginia's Campaign Chair for United Way, raising more than \$330,000, exceeding the goal
- ✓ Led football program into its first year of competition in the Big 12 Conference
- ✓ Guided West Virginia to a 7-6 overall record in 2012 and an appearance in the New Era Pinstripe Bowl
- ✓ Earned national rankings in 10-of-16 weeks during the 2012 season in both the AP and USA Today Coaches' Polls, reaching as high as No. 4 in USA Today Coaches' Poll and No. 5 in the AP Poll
- ✓ Five Mountaineer players earned 25 All-America honors

HOLGORSSEN'S OFFENSIVE OUTPUT

✓ Since 2005, Dana Holgorsen has been the mastermind behind some of the nation's most prolific offenses. Starting as the offensive coordinator at Texas Tech, then Houston and Oklahoma State, and now as the head coach at West Virginia, his offensive units are known for their ability to move the ball, pile up yardage and score a plethora of points.

4,000-Yard Passers

Graham Harrell/Texas Tech	2007	5,706
Case Keenum/Houston	2009	5,671
Case Keenum/Houston	2008	5,020
Graham Harrell/Texas Tech	2006	4,555
Geno Smith/West Virginia	2011	4,385
Brandon Weeden/Oklahoma State	2010	4,277
Cody Hodges/Texas Tech	2005	4,238
Geno Smith/West Virginia	2012	4,205

30+ Passing Touchdowns

Graham Harrell/Texas Tech	2007	48
Case Keenum/Houston	2009	44
Case Keenum/Houston	2008	44
Geno Smith/West Virginia	2012	42
Graham Harrell/Texas Tech	2006	38
Brandon Weeden/Oklahoma State	2010	34
Geno Smith/West Virginia	2011	31
Cody Hodges/Texas Tech	2005	31

1,000-Yard Rushers

Kendall Hunter/Oklahoma State	2010	1,548
Wendell Smallwood/West Virginia	2015	1,519
Bryce Beall/Houston	2008	1,247
Charles Sims/West Virginia	2013	1,095

1,000-Yard Receivers

Michael Crabtree/Texas Tech	2007	1,962
Justin Blackmon/Oklahoma State	2010	1,782
Stedman Bailey/West Virginia	2012	1,622
Kevin White, West Virginia	2014	1,447
Joe Filani/Texas Tech	2006	1,300
Tavon Austin/West Virginia	2012	1,289
Stedman Bailey/West Virginia	2011	1,279
Danny Amendola/Texas Tech	2007	1,245
James Cleveland/Houston	2009	1,214
Tavon Austin/West Virginia	2011	1,186
Joe Filani/Texas Tech	2005	1,048
Tyron Carrier/Houston	2009	1,029
Tyron Carrier/Houston	2008	1,026
Patrick Edwards/Houston	2009	1,021

90+ Receptions

Michael Crabtree/Texas Tech	2007	134
Tavon Austin, West Virginia	2012	114
Stedman Bailey/West Virginia	2012	114
Justin Blackmon/Oklahoma State	2010	111
Kevin White/West Virginia	2014	109
Danny Amendola/Texas Tech	2007	109
James Cleveland/Houston	2009	104
Tavon Austin/West Virginia	2011	101
Tyron Carrier/Houston	2009	91
Joe Filani/Texas Tech	2006	91

Double-Digit Receiving Touchdowns

Stedman Bailey/West Virginia	2012	25
Michael Crabtree/Texas Tech	2007	22
Justin Blackmon/Oklahoma State	2010	20
James Cleveland/Houston	2009	14
Joe Filani/Texas Tech	2006	13
Tavon Austin/West Virginia	2012	12
Stedman Bailey/West Virginia	2011	12
Mario Alford/West Virginia	2014	11
Mark Hafner/Houston	2009	11
Robert Johnson/Texas Tech	2006	11
Kevin White/West Virginia	2014	10
Jarrett Hicks/Texas Tech	2005	10

Double-Digit Rushing Touchdowns

Taurean Henderson/Texas Tech	2005	17
Kendall Hunter/Oklahoma State	2010	16
Bryce Beall/Houston	2008	13
Shawne Alston/West Virginia	2011	12
Charles Sims/West Virginia	2013	11
Shannon Woods/Texas Tech	2006	10

1,800-Yard All-Purpose Yards

Tavon Austin/West Virginia	2012	2,910
Tavon Austin/West Virginia	2011	2,574
Tyron Carrier/Houston	2009	2,213
Michael Crabtree/Texas Tech	2007	1,978
Justin Blackmon/Oklahoma State	2010	1,866
Tyron Carrier/Houston	2008	1,844
Shannon Woods/Texas Tech	2006	1,808



WEST VIRGINIA HEAD COACH DANA HOLGORSSEN - SIXTH YEAR

Offensive Output Under Holgorsen (Continued)

Team Rankings

2015 (West Virginia)

- Turnover Margin - No. 11
- Rushing Offense - No. 16
- First Down Offense - No. 21
- Total Offense - No. 28
- Passing Yards Per Completion - No. 35
- Scoring Offense - No. 41

2014 (West Virginia)

- Passing Offense - No. 9
- First Down Offense - No. 11
- Total Offense - No. 12
- Completion Percentage - No. 23

2012 (West Virginia)

- Passing Efficiency - No. 5
- Scoring Offense - No. 9
- Passing Offense - No. 10
- Total Offense - No. 10
- First Down Offense - No. 14

2011 (West Virginia)

- Passing Offense - No. 6
- Red Zone Offense - No. 11
- Scoring Offense - No. 13
- Total Offense - No. 15
- Passing Efficiency - No. 19
- First Down Offense - No. 27

2010 (Oklahoma State)

- Red Zone Offense - No. 1
- Passing Offense - No. 2
- Total Offense - No. 3
- Scoring Offense - No. 3
- First Down Offense - No. 4
- Tackles for Loss Allowed - No. 6
- Sacks Allowed - No. 7
- Passing Efficiency - No. 12

2009 (Houston)

- Passing Offense - No. 1
- Total Offense - No. 1
- Scoring Offense - No. 1
- First Down Offense - No. 1
- Tackles for Loss Allowed - No. 2
- Third Down Efficiency - No. 3
- Passing Efficiency - No. 7
- Sacks Allowed - No. 24
- Red Zone Offense - No. 28

2008 (Houston)

- Passing Offense - No. 2
- Total Offense - No. 2
- First Down Offense - No. 4
- Passing Efficiency - No. 8
- Scoring Offense - No. 10
- Third Down Efficiency - No. 11

2007 (Texas Tech)

- Passing Offense - No. 1
- Total Offense - No. 2
- Passing Efficiency - No. 5
- Scoring Offense - No. 7
- Tackles for Loss Allowed - No. 12
- Third Down Efficiency - No. 13
- Sacks Allowed - No. 22

2006 (Texas Tech)

- Passing Offense - No. 3
- Tackles for Loss Allowed - No. 3
- Total Offense - No. 6
- Scoring Offense - No. 13
- Passing Efficiency - No. 23
- Sacks Allowed - No. 24

2005 (Texas Tech)

- Passing Offense - No. 1
- Scoring Offense - No. 4
- Total Offense - No. 6
- Passing Efficiency - No. 14

- ✓ Three Mountaineer players were drafted in the Top 3 rounds of the NFL Draft, including the No. 8 selection, Tavon Austin
- ✓ Holgorsen has had a first-round NFL draft choice for two straight years, the only WVU coach to accomplish that
- ✓ Tavon Austin and Stedman Bailey were one of four sets of 1,000-yard receivers nationally
- ✓ WVU was one of only two schools nationally to have a 4,000-yard passer and a pair of 1,000-yard receivers
- ✓ WVU was ranked No. 9 nationally in scoring offense and No. 10 in passing offense and total offense.
- ✓ Geno Smith led the nation in passing touchdowns (42)
- ✓ Smith was one of only two quarterbacks to throw for more than 4,000 yards for two straight years
- ✓ Smith was one of five quarterbacks nationally to throw for 30 or more touchdowns in two straight years
- ✓ Bailey led the nation in receiving touchdowns (25) and finished with the second highest amount in a season
- ✓ Austin was the only player nationally to finish with 100 or more receptions for two straight years
- ✓ Austin was the only player nationally to finish with more than 2,000 all-purpose yards for two straight years
- ✓ Austin was the only player in NCAA history to finish his career with more than 3,000 receiving yards and more than 1,000 yards rushing
- ✓ Austin was named the Big 12 Conference co-Special Teams Player of the Year
- ✓ Bailey was a finalist for the Fred Biletnikoff Award
- ✓ Smith was a finalist for the Johnny Unitas Golden Arm and Manning Awards

2011

- ✓ Named FWAA First-Year Head Coach of the Year
- ✓ Posted a 10-3 mark in his first season as head coach, only WVU coach to win 10 games in his first year
- ✓ Led West Virginia to Big East Championship and BCS win, first WVU coach to accomplish that feat
- ✓ Earned national rankings in 13-of-16 weeks of 2011 season in both the AP and USA Today Coaches Polls, reaching as high as No. 11 in the AP Poll and tied for No. 14 in the USA Today Coaches Poll
- ✓ Tied for fourth in wins among first-year head coaches nationally
- ✓ One of seven coaches to take his program to a BCS Bowl in his first year as a head coach, and only one of three (Larry Coker, 2001; Chris Peterson, 2007) to win the bowl game.
- ✓ Fourth WVU coach to make a bowl appearance and win in his first season (Bill Stewart, Dudley DeGroot, Marshall Glenn)
- ✓ Three Mountaineer players earned seven All-America honors
- ✓ Three Mountaineer players drafted in the NFL Draft, including the No. 15 pick, Bruce Irvin
- ✓ WVU led the BIG EAST with 10 all-conference honorees and the Special Teams Player of the Year, Austin
- ✓ WVU finished No. 6 nationally in passing offense, No. 13 in scoring offense and No. 15 in total offense.
- ✓ The Mountaineer offense ranked No. 67 in total offense in 2010, the year before Holgorsen arrived, and he took it to No. 15 in 2011.
- ✓ In 2011, Austin and Bailey were the fourth pair of 1,000-yard receivers nationally (Houston, USC, SMU).
- ✓ WVU was one of two schools nationally to have a 4,000-yard passer and two 1,000-yard receivers (Houston).
- ✓ Quarterback Geno Smith finished No. 5 nationally in passing yards per game, No. 8 in completions per game and total offense and No. 17 in passing efficiency.
- ✓ Austin finished No. 1 nationally in all-purpose yardage (198.0), No. 6 in punt returns, No. 8 in receptions per game, No. 20 in kickoff returns and No. 23 in receiving yards per game.
- ✓ Bailey finished No. 13 nationally in receiving yards per game.

Oklahoma State

- ✓ In 2010, was named a finalist for the Frank Broyles Award, signifying the top assistant coach in college football and named the rivals.com national offensive coordinator of the year
- ✓ In 2010, the Cowboys led the nation in total offense during the regular season and finished No. 2 in passing offense and No. 3 in total and scoring offense.
- ✓ OSU averaged 520.23 yards per game in total offense, including 345.9 passing yards and 44.23 points per game.
- ✓ The Cowboy offense ranked No. 61 nationally in total offense in 2009, the year before Holgorsen arrived, and he took it to the No. 1 spot in 2010.
- ✓ Quarterback Brandon Weeden became the first OSU passer to earn first team all-Big 12 honors. He was a finalist for the Manning Award, given to the top quarterback in the nation.
- ✓ Receiver Justin Blackmon was named the recipient of the 2010 Biletnikoff Award, given to the top receiver in the nation, and running back Kendall Hunter was a finalist for the Doak Walker Award, given to the nation's top running back.
- ✓ Weeden, Hunter and Blackmon became only the second trio in NCAA history to pass for at least 3,000 yards, run for more than 1,500 yards and finish with more than 1,500 yards receiving in the same season.


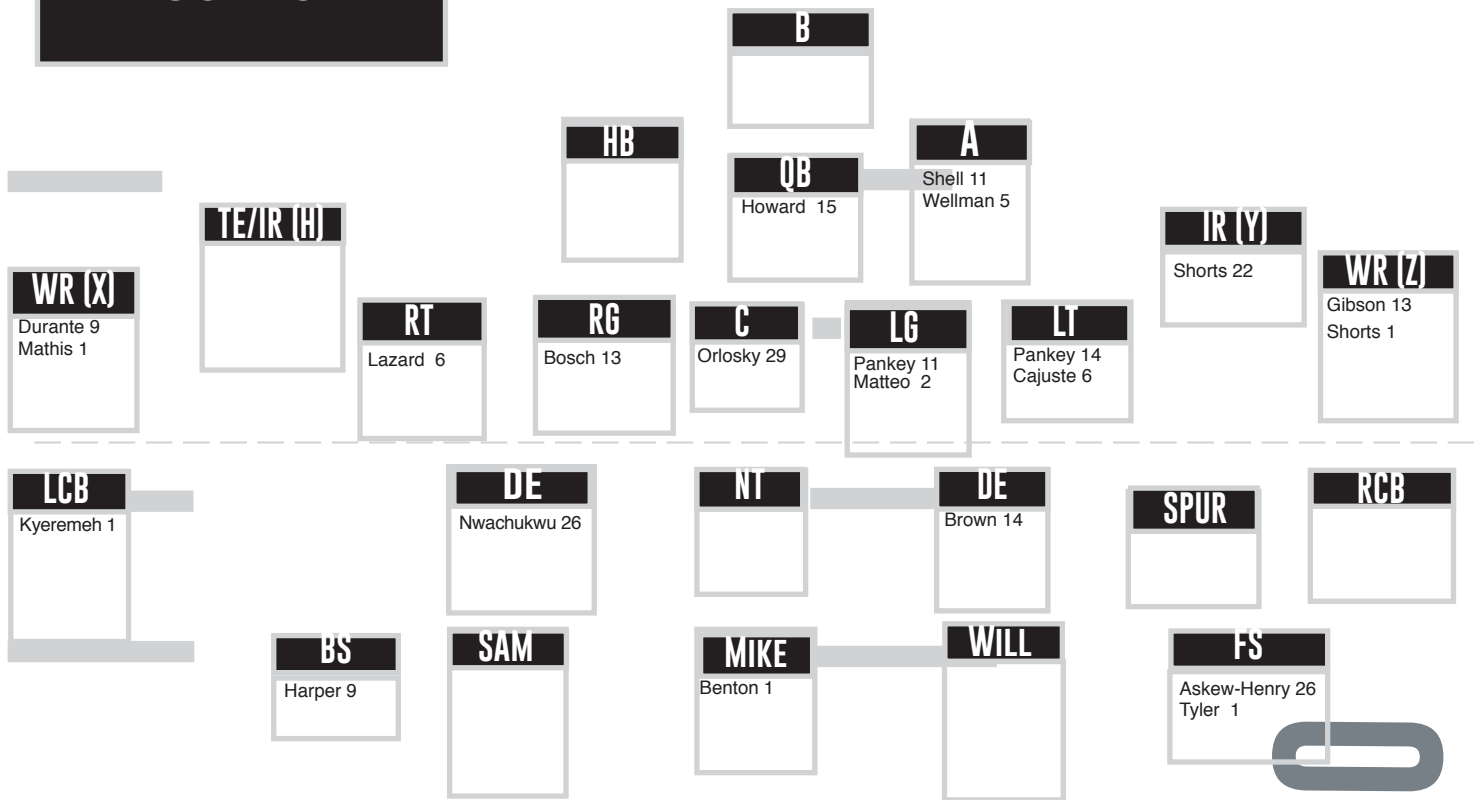
Houston

- ✓ In 2009, UH led the nation in total offense with 563 yards per game, scoring offense with 42.2 points per game, and passing offense with 433.7 yards per game.
- ✓ In 2008, his first year at Houston, the Cougars ranked second in the nation in passing offense (401.6) and total offense (562.77). UH scored 40.62 points per game to rank 10th nationally.
- ✓ Houston quarterback Case Keenum led the nation in total offense in 2008 and 2009, with 403.15 yards of total offense per game as a sophomore and 416.36 yards of offense as a junior.
- ✓ Keenum ranked among the nation's top-10 passing efficiency leaders each of his two seasons under Holgorsen's watch.

Texas Tech

- ✓ During his tenure as offensive coordinator, the Red Raiders increased their offensive numbers from 324.8 yards per game to 529.6 yards per game.
- ✓ In 2007, Texas Tech led the nation in passing offense (470.31 yards per game), ranked second in total offense (529.62 yards per game) and was seventh in scoring offense (40.92 points per game).
- ✓ Quarterback Graham Harrell led the nation in total offense and receiver Michael Crabtree led the nation in receptions per game and receiving yards per game. Crabtree won the Biletnikoff Award as America's top receiver in 2007
- ✓ In 2006, the Red Raiders ranked third nationally in passing offense and sixth in total offense. Harrell was third nationally in total offense with 344.38 yards per game.
- ✓ In 2005, Texas Tech led the nation in passing offense with 388.83 yards per game, was fourth in scoring offense at 39.42 points per game and was sixth in total offense with 495.83 yards per contest.
- ✓ Quarterback Cody Hodges ranked second in the country with 369.08 yards per game.

CAREER STARTS BY POSITION



2016 OFFENSE GAME-BY-GAME STARTERS

Game	WR (X)	TE/IR (H)	IR (Y)	WR (Z)	LT	LG	C	RG	RT	HB	RB	QB
Missouri												
Youngstown State												
BYU												
Kansas State												
at Texas Tech												
TCU												
at Oklahoma State												
Kansas												
at Texas												
Oklahoma												
at Iowa State												
Baylor												

2016 DEFENSE GAME-BY-GAME STARTERS

Game	DE	NG	DE	SAM	MIKE	WILL	BCB	SPUR	FS	SS	BCB
Missouri											
Youngstown Sta											
BYU											
Kansas State											
at Texas Tech											
TCU											
at Oklahoma State											
Kansas											
at Texas											
Oklahoma											
at Iowa State											
Baylor											



THE LAST TIME ...

By The Mountaineers ...

30 Rushing Attempts: 31 by Andrew Buie at Texas/Oct. 6, 2012
40 Rushing Attempts: 40 by Quincy Wilson vs. Rutgers/Oct. 11, 2003
100 Rushing Yards: 141 by Wendell Smallwood at Kansas State/Dec. 5, 2015
200 Rushing Yards: 344 by Tavon Austin vs. Oklahoma/Nov. 17, 2012
300 Rushing Yards: 344 by Tavon Austin vs. Oklahoma/Nov. 17, 2012
75-Yard Run (no touchdown): 79 by Noel Devine at Louisville/Nov. 22, 2008
75-Yard Touchdown Run: 76 by Charles Sims vs. Iowa State/Nov. 30, 2013
50-Yard Run (no touchdown): 52 by Wendell Smallwood at Baylor/Oct. 17, 2015
50-Yard Touchdown Run: 50 by Skyler Howard at Oklahoma/Oct. 3, 2015
2 Rushing Touchdowns: 2 by Wendell Smallwood and Rushel Shell at Kansas /Nov. 21, 2015
2 Rushing Touchdowns in Back-to-Back Games: 2 by Andrew Buie at Texas/Oct. 6, 2012 and vs. Baylor/Sept. 29, 2012
3 Rushing Touchdowns: 3 by Charles Sims vs. Texas/Nov. 9, 2013
Double 100-Yard Rushers: 163 by Wendell Smallwood and 111 by Rushel Shell vs. Texas Tech/Nov. 7, 2015
Three 100-Yard Rushers: 129 by Skyler Howard, 115 by Wendell Smallwood and 108 by Rushel Shell at Kansas/Nov. 21, 2015
Double 200-Yard Rushers: by Pat White (220) and Steve Slaton (215) at Pitt/Nov. 16, 2006
Two 100-Yard Rushers and Two 100-Yard Receivers: 123 by Wendell Smallwood and 110 by Rushel Shell and 123 by Kevin White and 109 by Jordan Thompson at Texas Tech/Oct. 11, 2014
30 Pass Completions: 36 by Clint Trickett at Texas/Nov. 8, 2014
20 Pass Completions: 28 by Skyler Howard vs. Arizona State/Jan. 2, 2016
15 Pass Completions: 28 by Skyler Howard vs. Arizona State/Jan. 2, 2016
Consecutive Completions: 21 by Geno Smith vs. Kansas/Dec. 1, 2012
60 Pass Attempts: 65 by Geno Smith vs. LSU/Sept. 24, 2011
50 Pass Attempts: 51 by Skyler Howard vs. Arizona State/Jan. 2, 2016
40 Pass Attempts: 51 by Skyler Howard vs. Arizona State/Jan. 2, 2016
35 Pass Attempts: 51 by Skyler Howard vs. Arizona State/Jan. 2, 2016
30 Pass Attempts: 51 by Skyler Howard vs. Arizona State/Jan. 2, 2016
3 Touchdown Passes: 5 by Skyler Howard vs. Arizona State/Jan. 2, 2016
4 Touchdown Passes: 5 by Skyler Howard vs. Arizona State/Jan. 2, 2016
5 Touchdown Passes: 5 by Skyler Howard vs. Arizona State/Jan. 2, 2016
6 Touchdown Passes: 8 by Geno Smith vs. Baylor/Sept. 29, 2012
300 Yards Passing: 532 by Skyler Howard vs. Arizona State/Jan. 2, 2016
400 Yards Passing: 532 by Skyler Howard vs. Arizona State/Jan. 2, 2016
500 Yards Passing: 532 by Skyler Howard vs. Arizona State/Jan. 2, 2016
600 Yards Passing: 656 by Geno Smith vs. Baylor/Sept. 29, 2012
100 Yards Rushing and Passing: by Skyler Howard (129/133) at Kansas/Nov. 21, 2015
200 Yards Rushing and Passing: by Pat White (220/204) at Pitt/Nov. 16, 2006
100 Yards Rushing and Receiving: by Steve Slaton (215/130) at Pitt/Nov. 16, 2006
300 Yards Total Offense: 555 by Skyler Howard vs. Arizona State/Jan. 2, 2016
400 Yards Total Offense: 555 by Skyler Howard vs. Arizona State/Jan. 2, 2016
500 Yards Total Offense: 555 by Skyler Howard vs. Arizona State/Jan. 2, 2016
600 Yards Total Offense: 687 by Geno Smith vs. Baylor/Sept. 29, 2012
15 Receptions: 16 by Kevin White at Texas/Nov. 8, 2014
10 Receptions: 16 by Kevin White at Texas/Nov. 8, 2014
9 Receptions: 16 by Kevin White at Texas/Nov. 8, 2014
4 Touchdown Receptions: 4 by Stedman Bailey vs. Oklahoma/Nov. 17, 2012
3 Touchdown Receptions: 4 by Stedman Bailey vs. Oklahoma/Nov. 17, 2012
2 Touchdown Receptions: 2 by Shelton Gibson vs. Maryland/Sept. 26, 2015
Two Players with 2 Touchdown Receptions: 5 by Stedman Bailey and 2 by Tavon Austin vs. Baylor/Sept. 29, 2012
Double 100-Yard Receivers: 143 by Shelton Gibson and 116 by Ka'Raun White vs. Arizona State/Jan. 2, 2016
Three 100-Yard Receivers: 303 by Stedman Bailey, 215 by Tavon Austin and 114 by J.D. Woods vs. Baylor/Sept. 29, 2012
100 Yards Receiving: 143 by Shelton Gibson and 116 by Ka'Raun White vs. Arizona State/Jan. 2, 2016
150 Yards Receiving: 173 by Kevin White vs. Oklahoma/Sept. 20, 2014
200 Yards Receiving: 216 by Kevin White at Maryland/Sept. 13, 2014
75-Yard Touchdown Reception: 79 by Mario Alford from Clint Trickett at Oklahoma State/Oct. 25, 2014
50-Yard Touchdown Reception: 64 by Gary Jennings from Skyler Howard vs. Arizona State/Jan. 2, 2016
50-Yard Reception (no touchdown): 53 by Ka'Raun White from Skyler Howard vs. Arizona State/Jan. 2, 2016
Rushing and Receiving Touchdown: by Charles Sims at TCU/Nov. 2, 2013
2 Rushing and 2 Receiving Touchdowns: by Steve Slaton at Pitt/Nov. 16, 2006
Kickoff Return For Touchdown: 100 yards by Shelton Gibson at Baylor/Oct. 17, 2015
Recovered an On-Sides Kick: Josh Lambert kicked the ball 11 yards, recovered by Jarrod Harper at Baylor/Oct. 17, 2015



Al-RasheedBENTON



JeremyTYLER

THE LAST TIME ...

Returned Opening Kick for a Touchdown: 98 yards by Tavon Austin vs. UConn/ Oct. 24, 2009

Punt Return For Touchdown: 76 yards by Tavon Austin vs. TCU/Nov. 3, 2012

Punt Blocked and Returned For Touchdown: 1 yard by Thandi Smith (blocked, picked up and returned) at Rutgers/Oct. 8, 2005

Punt Blocked: by Jarrod Harper at Maryland/Sept. 13, 2014

Punt Blocked For Touchdown: Blocked by Jerry White and recovered by Joe Hunter vs. UCF/Nov. 1, 2003

Punt Blocked For Safety: by Jarrod Harper at Maryland/Sept. 13, 2014

Interception Return For Touchdown: 32 yards by Terrell Chestnut at Kansas /Nov. 21, 2015

Interception Return For Touchdown by a Defensive Lineman: 19 yards by Keilen Dykes at Syracuse/Oct. 6, 2007

Two Interceptions Returned for Touchdown: by Shawn Hackett (41) and Grant Wiley (22) vs. Boston College/Sept. 2, 2000

50-Yard Field Goal: 51 by Josh Lambert at TCU/Oct. 29, 2015

Field Goal Blocked: by Kyle Rose vs. Kansas State/Nov. 20, 2014

Missed an Extra Point: by Josh Lambert at Kansas State/Oct. 26, 2013

Two Interceptions in a Game: 3 by Karl Joseph vs. Georgia Southern/Sept. 5, 2015

Three Interceptions in a Game: 3 by Karl Joseph vs. Georgia Southern/Sept. 5, 2015

Three Interceptions in a Quarter: 3 by Karl Joseph vs. Georgia Southern/Sept. 5, 2015

Four Interceptions in a Game: 4 by Mike Slater vs. Kentucky/Nov. 1, 1969

Intercepted Fumble Returned For Touchdown: no instance yet found

Fumble Returned For Touchdown: 42 yards by Jared Barber vs. Texas/ Nov. 14, 2014

Fumble Recovered For Touchdown: 0 yards by Karl Joseph at Baylor/ Oct. 4, 2013

Two-Point Conversion By Rush: Tavon Austin at Iowa State/Nov. 23, 2012

Two-Point Conversion By Pass: Jock Sanders from Geno Smith at Marshall/ Sept. 10, 2010

Defensive Extra Point: Matt Taffoni interception return at Pitt/Oct. 15, 1994

Extra Point Blocked: by Rick Sherrod at Maryland/Sept. 29, 2001

Team Gained 300 Yards Rushing: 426 at Kansas/Nov. 21, 2015

Team Gained 400 Yards Rushing: 426 at Kansas/Nov. 21, 2015

Team Gained 500 Yards Rushing: 517 vs. Connecticut/Nov. 24, 2007

Team Failed To Gain 100 Yards Rushing: 28 vs. Alabama/Aug. 30, 2014

Team Failed To Gain 50 Yards Rushing: 28 vs. Alabama/Aug. 30, 2014

Team Gained 300 Yards Passing: 532 vs. Arizona State/Jan. 2, 2016

Team Gained 400 Yards Passing: 532 vs. Arizona State/Jan. 2, 2016

Team Gained 500 Yards Passing: 532 vs. Arizona State/Jan. 2, 2016

Team Failed To Gain 100 Yards Passing: 62 vs. Maryland/Sept. 21, 2012

Team Gained 500 Yards Total Offense: 676 vs. Arizona State/Jan. 2, 2016

Team Gained 600 Yards Total Offense: 676 vs. Arizona State/Jan. 2, 2016

Team Gained 700 Yards Total Offense: 778 vs. Oklahoma/Nov. 17, 2012

Team Gained 800 Yards Total Offense: 807 vs. Baylor/Sept. 29, 2012

Team Failed To Gain 200 Yards Total Offense: 175 vs. Maryland/Sept. 21, 2013

Team Failed To Get A First Down: no instance yet found

Team Failed To Get A Rushing First Down: vs. Texas Western/Nov. 25, 1950

Team Failed To Get A Passing First Down: vs. South Carolina/Dec. 30, 1969

Team Failed To Get A Third Down Conversion: vs. Syracuse (0/10)/Dec. 29, 2012

Team Had Six Turnovers: two interceptions, four fumbles vs. Maryland/Sept. 21, 2013

Team Had Five Turnovers: three interceptions, two fumbles at Oklahoma/Oct. 3, 2015

Successful Fake Punt: 13-yard run by Nick O'Toole vs. Maryland/Sept. 26, 2015

Scored 70+ Points: 70 vs. Baylor/Sept. 29, 2012

Scored 60+ Points: 70 vs. Baylor/Sept. 29, 2012

Scored 50+ Points: 54 vs. Towson/Sept. 6, 2014

Scored 40+ Points: 43 vs. Arizona State/Jan. 2, 2016

Scored 30+ Points: 43 vs. Arizona State/Jan. 2, 2016

Scored 40+ points in a Half: 42 at Kansas/Nov. 21, 2015

Scored 30+ points in a Half: 42 at Kansas/Nov. 21, 2015

Scored 30+ points in a Quarter: 35 vs. Clemson (2nd)/Jan. 4, 2012

Shutout Recorded: 49-0 at Kansas/Nov. 21, 2015

Forced Four Turnovers in a Game: 4 at Kansas/Nov. 21, 2015

Forced Five Turnovers in a Game: 5 vs. Texas/Nov. 14, 2015

Forced Six Turnovers in a Game: 6 vs. Maryland/Sept. 26, 2015

Forced Eight Turnovers in a Game: 8 vs. Rutgers/Nov. 3, 2001

Safety Scored: Kyle Rose tackled Mason Rudolph of Oklahoma State in the end zone /Oct. 10, 2015

Two Safeties Scored: at Syracuse/Sept. 25, 2000

Played An Overtime Game: L/26-33 (OT) vs. Oklahoma State/Oct. 10, 2015

Played back-to-back Overtime Games: L 47-40 (1OT) vs. Texas/Nov. 9, 2013; W 30-27 (1OT) at TCU/Nov. 2, 2013

Won Game Without An Offensive TD: at Syracuse/Sept. 5, 2005

Won Game Without a Rushing TD: vs. Arizona State/Jan. 2, 2016



Christian **BROWN**



Jovon **DURANTE**



THE LAST TIME ...

Versus West Virginia ...

30 Rushing Attempts: 34 by Samaje Perine of Oklahoma/Sept. 20, 2014
100 Rushing Yards: 147 by D'Onta Foreman of Texas/Nov. 14, 2015
200 Rushing Yards: 242 by Samaje Perine of Oklahoma/Sept. 20, 2014
75-Yard Run: 75 by C.J. Brown of Maryland/Sept. 13, 2014
50-Yard Touchdown Run: 65 by D'Onta Foreman of Texas/Nov. 14, 2015
50-Yard Non-Touchdown Run: 55 by Brandon Ross of Maryland/Sept. 26, 2015
4 Rushing Touchdowns: 4 by Samaje Perine of Oklahoma/Sept. 20, 2014
3 Rushing Touchdowns: 3 by Johnathan Gray of Texas/Nov. 8, 2014
2 Players Rushing for 100 Yards: 126 by T.J. Yeldon and 113 by Derrick Henry of Alabama/Aug. 30, 2014
20 Pass Completions: 29 by Mike Bercovici of Arizona State/Jan. 2, 2016
30 Pass Completions: 32 by Trevone Boykin of TCU/Oct. 29, 2015
50 Pass Attempts: 52 by Mike Bercovici of Arizona State/Jan. 2, 2016
40 Pass Attempts: 52 by Mike Bercovici of Arizona State/Jan. 2, 2016
30 Pass Attempts: 52 by Mike Bercovici of Arizona State/Jan. 2, 2016
3 Touchdown Passes: 4 by Mike Bercovici of Arizona State/Jan. 2, 2016
4 Touchdown Passes: 4 by Mike Bercovici of Arizona State/Jan. 2, 2016
5 Touchdown Passes: 5 by Seth Russell of Baylor/Oct. 17, 2015
300 Yards Passing: 418 by Mike Bercovici of Arizona State/Jan. 2, 2016
400 Yards Passing: 418 by Mike Bercovici of Arizona State/Jan. 2, 2016
500 Yards Passing: 554 by Landry Jones of Oklahoma/Nov. 17, 2012
100 Yards Rushing & 300 Yards Passing: by Seth Russell of Baylor (160/380)/Oct. 17, 2015
100 Yards Rushing & 200 Yards Passing: by Seth Russell of Baylor (160/380)/Oct. 17, 2015
100 Yards Rushing & 100 Yards Passing: by Seth Russell of Baylor (160/380)/Oct. 17, 2015
300 Yards Total Offense: 428 by Mike Bercovici of Arizona State/Jan. 2, 2016
400 Yards Total Offense: 428 by Mike Bercovici of Arizona State/Jan. 2, 2016
500 Yards Total Offense: 540 by Seth Russell of Baylor/Oct. 17, 2015
10 Receptions: 11 by Josh Doctson of TCU/Oct. 29, 2015
2 Touchdown Receptions: 2 by Tim White of Arizona State/Jan. 2, 2016
3 Touchdown Receptions: 3 by Corey Coleman of Baylor/Oct. 17, 2015
4 Touchdown Receptions: 4 by Kenny Stills of Oklahoma/Nov. 17, 2012
100 Yards Receiving: 144 by Devin Lucien of Arizona State/Jan. 2, 2016
150 Yards Receiving: 199 by Corey Coleman of Baylor/Oct. 17, 2015
200 Yards Receiving: 314 by Terrance Williams of Baylor/Sept. 29, 2012
Double 100-Yard Receivers: 112 by Curry Sexton and 111 by Tyler Lockett of Kansas State/Oct. 26, 2013
50-Yard Touchdown Reception: 58 by Gary Chambers of Arizona State/Jan. 2, 2016
75-Yard Touchdown Reception: 77 by Deante Burton of Kansas State/Dec. 5, 2015
50-Yard Reception (no touchdown): 50 by Corey Coleman of Baylor/Oct. 17, 2015
Rushing and Receiving Touchdown: 1 rushing & 1 receiving by Aaron Wimberly of Iowa State/Nov. 29, 2014
Passing and Rushing Touchdown: by Kody Cook of Kansas State/Dec. 5, 2015
Passing and Receiving Touchdown: by Trevor Knight of Oklahoma/Sept. 20, 2014
Kickoff Return For Touchdown: 97 yards Morgan Burns of Kansas State/Dec. 5, 2015
Opening Kickoff Return for Touchdown: 100 yards by Mardy Gilyard of Cincinnati/Nov. 8, 2008
Punt Return For Touchdown: 43 yards by Tyler Lockett of Kansas State/Nov. 20, 2014
2 Players Return Punts For Touchdown: by DeJuan Tribble (41) and Will Blackmon (71) of Boston College/Nov. 13, 2004
Punt Blocked: blocked by Morgan Burns of Kansas State/Dec. 5, 2015
Punt Blocked/Recovered in End Zone For Touchdown: blocked by Alex Lewis and recovered in end zone by Kareem Timbers of Wisconsin/Aug. 30, 2003
Punt Blocked/Returned For Touchdown: blocked by Marcus Gildersleeve and returned 17 yards by Ricky Hall of Virginia Tech/Oct. 31, 1998
Interception Return For Touchdown: 28 yards by A.J. Hendy of Maryland/Sept. 21, 2013
50-Yard Field Goal: 57 by Jaden Oberkrom of TCU/Oct. 29, 2014
Field Goal Blocked: by Brandon Stewart of Kansas/Nov. 21, 2015




AdamPANKEY



MarcellLAZARD

THE LAST TIME ...

- Blocked Field Goal Returned For Touchdown:** 82 yards by Andrew Johnson of Louisville/Nov. 5, 2011
- Intercepted Fumble Returned For Touchdown:** 75 yards by Tim Quense of Pitt/Oct. 1, 1983
- Fumble Recovered/Returned For Touchdown:** 41 yards by Jordan Thomas of Oklahoma/Oct. 3, 2015
- Two-Point Conversion By Rush:** by Davin Meggett of Maryland/Sept. 17, 2011
- Two-Point Conversion By Pass:** by E.J. Bibbs from Grant Rohach of Iowa State/Nov. 30, 2013
- Defensive Extra Point:** Tim White of Arizona State returned a blocked extra point 98 yards for a two-point conversion/Jan. 2, 2016
- Extra Point Blocked:** by Ishmael Murphy-Richardson of Arizona State/Jan. 2, 2016
- Punt Blocked For Safety:** by Chris Nofoaiga of Idaho/Oct. 7, 2000
- Team Gained 400 Yards Rushing:** 468 by Baylor/Oct. 4, 2013
- Team Gained 300 Yards Rushing:** 304 by Baylor/Oct. 17, 2015
- Team Gained 200 Yards Rushing:** 304 by Baylor/Oct. 17, 2015
- Team Failed To Gain 100 Yards Rushing:** 98 at Kansas State/Dec. 5, 2015
- Team Finished With Negative Rushing Yards:** Minus-10 by Maryland/Sept. 18, 2010
- Team Gained 300 Yards Passing:** 418 by Arizona State/Jan. 2, 2016
- Team Gained 400 Yards Passing:** 418 by Arizona State/Jan. 2, 2016
- Team Failed To Gain 100 Yards Passing:** 29 by Georgia Southern/Sept. 5, 2015
- Team Failed To Gain 50 Yards Passing:** 29 by Georgia Southern/Sept. 5, 2015
- Team Gained 500 Yards Total Offense:** 520 by Arizona State/Jan. 2, 2016
- Team Gained 600 Yards Total Offense:** 616 by TCU/Oct. 29, 2015
- Team Gained 700 Yards Total Offense:** 872 by Baylor/Oct. 5, 2013
- Team Gained 800 Yards Total Offense:** 872 by Baylor/Oct. 5, 2013
- Team Failed To Gain 250 Yards Total Offense:** 221 at Kansas/Nov. 21, 2015
- Team Failed To Gain 200 Yards Total Offense:** 176 by Kansas/Oct. 4, 2014
- Team Failed To Gain 100 Yards Total Offense:** 90 by Rutgers/Oct. 12, 2002
- Team Finished with 35 or more First Downs:** 35 by TCU/Oct. 29, 2015
- Team Finished with 30 or more First Downs:** 35 by TCU/Oct. 29, 2015
- Team Failed To Get A First Down:** no instance yet found
- Team Failed To Get A Rushing First Down:** by Western Michigan/Sept. 7, 1996
- Team Failed To Get A Passing First Down:** by Pitt/Oct. 10, 1981
- Successful Fake Punt:** by Kirby Van Der Kamp of Iowa State/Nov. 30, 2012
- Team Scored 70+ Points:** 73 by Baylor/Oct. 5, 2013
- Team Scored 60+ Points:** 62 by Baylor/Oct. 17, 2015
- Team Scored 50+ Points:** 62 by Baylor/Oct. 17, 2015
- Team Scored 40+ Points:** 42 by Arizona State/Jan. 2, 2016
- Team Scored 30+ Points:** 42 by Arizona State/Jan. 2, 2016
- Shutout Recorded:** 37-0 by Maryland/Sept. 21, 2013
- Safety Scored:** When WVU's Clint Trickett was sacked in the end zone by Texas' Cedric Reed/Nov. 8, 2014
- Two Safeties Scored:** When WVU's Geno Smith was tackled in the end zone by Syracuse's Cameron Lynch and Siriki Diabate, and when Smith was called for intentional grounding when he was being tackled by Brandon Sharpe/Dec. 29, 2012



MikeMOLINA



RasulDOUGLAS

2015 West Virginia University
West Virginia Game Results (Final Season Statistics)
All games

Date	Opponent	Score	Overall Record	Conference Record	Time	Attend
Sep 5, 2015	GEORGIA SOUTHERN	W 44-0	1- 0- 0	0- 0- 0	3:12	55182
Sep 12, 2015	LIBERTY	W 41-17	2- 0- 0	0- 0- 0	3:06	52899
Sep 26, 2015	MARYLAND	W 45-6	3- 0- 0	0- 0- 0	3:29	61174
* Oct 03, 2015	at #15 Oklahoma	24-44 L	3- 1- 0	0- 1- 0	3:43	84384
* Oct 10, 2015	#21 OKLAHOMA STATE	O 26-33 L	3- 2- 0	0- 2- 0	4:02	60410
* Oct 17, 2015	at #2 Baylor	38-62 L	3- 3- 0	0- 3- 0	3:46	45370
* Oct 29, 2015	at #3 TCU	10-40 L	3- 4- 0	0- 4- 0	3:34	45947
* Nov 07, 2015	TEXAS TECH	W 31-26	4- 4- 0	1- 4- 0	3:18	54932
* Nov 14, 2015	TEXAS	W 38-20	5- 4- 0	2- 4- 0	3:06	56736
* Nov 21, 2015	at Kansas	W 49-0	6- 4- 0	3- 4- 0	3:15	21415
* Nov 28, 2015	IOWA STATE	W 30-6	7- 4- 0	4- 4- 0	3:20	42446
* Dec 05, 2015	at Kansas State	23-24 L	7- 5- 0	4- 5- 0	3:39	52918
Jan 02, 2016	vs Arizona State	W 43-42	8- 5- 0	4- 5- 0	4:09	39321

* - Big 12 Conference Game
^ - 2016 Motel 6 Cactus Bowl, Phoenix, Ariz.

Opponent	Score	-----FIRST DOWNS-----				---RUSHING---		-----PASSING-----			--TOTAL OFFENSE--		Return Yards	Turn-Overs
		Total	Rush	Pass	Pen	Number-Yards	Comp-Att-Int	Yards	Plays-Yards	Plays-Yards				
GEORGIA SOUTHERN....	44-0	21/14	10/11	11/2	0/1	40-185 / 57-195	16-26- 0 / 2-13- 4	359/29	66-544 / 70-224	0/96	0/5			
LIBERTY.....	41-17	25/17	9/2	15/12	1/3	45-172 / 28-92	27-32- 0 / 21-33- 0	313/280	77-485 / 61-372	61/109	0/0			
MARYLAND.....	45-6	37/14	15/4	16/7	6/3	59-304 / 29-173	23-37- 1 / 14-36- 5	297/153	96-601 / 65-326	61/81	2/6			
Oklahoma.....	24-44	27/16	10/3	9/11	8/2	53-196 / 33-107	17-32- 3 / 14-25- 1	173/320	85-369 / 58-427	97/203	5/2			
OKLAHOMA STATE.....	26-33	26/20	14/5	9/11	3/4	61-255 / 38-134	18-37- 1 / 22-43- 3	188/228	98-443 / 81-362	157/44	4/3			
Baylor.....	38-62	22/34	9/16	8/15	5/3	44-182 / 50-304	18-39- 1 / 21-34- 0	289/389	83-471 / 84-693	292/167	1/0			
TCU.....	10-40	21/35	10/12	7/18	4/5	37-167 / 40-228	16-39- 1 / 32-48- 0	160/388	76-327 / 88-616	18/35	1/0			
TEXAS TECH.....	31-26	28/23	17/12	7/9	4/2	57-300 / 42-179	12-24- 2 / 22-36- 1	149/199	81-449 / 78-378	69/131	2/1			
TEXAS.....	38-20	18/19	12/12	6/7	0/0	51-257 / 54-277	10-12- 1 / 11-19- 2	122/162	63-379 / 73-439	42/85	1/5			
Kansas.....	49-0	30/10	18/5	11/3	1/2	55-426 / 30-82	16-32- 2 / 13-37- 3	204/127	87-630 / 67-209	60/176	2/4			
IOWA STATE.....	30-6	19/17	13/6	6/10	0/1	45-213 / 41-93	12-26- 1 / 19-39- 2	202/191	71-415 / 80-284	98/115	1/3			
Kansas State.....	23-24	22/15	8/6	14/7	0/2	42-166 / 49-98	19-42- 0 / 10-31- 2	281/206	84-447 / 80-304	101/202	1/2			
Arizona State.....	43-42	29/23	8/5	20/17	1/1	33-144 / 32-102	28-51- 2 / 29-52- 0	532/418	84-676 / 84-520	19/290	2/0			
Totals.....	442-320	325/257	153/99	139/129	33/29	622-2967/523-2064	232-429-15/230-446-23	3269/3090	1051-6236/ 969-5154	1075/1734	22/31			

Note: Game totals are displayed in the format TEAM/OPPONENT for each category

2015 West Virginia University
West Virginia Overall Team Statistics (as of Jan 21, 2016)
All games

Team Statistics	WVU	OPP
SCORING	442	320
Points Per Game	34.0	24.6
Points Off Turnovers	82	45
FIRST DOWNS	325	257
Rushing	153	99
Passing	139	129
Penalty	33	29
RUSHING YARDAGE	2967	2064
Yards gained rushing	3308	2372
Yards lost rushing	341	308
Rushing Attempts	622	523
Average Per Rush	4.8	3.9
Average Per Game	228.2	158.8
TDs Rushing	25	9
PASSING YARDAGE	3269	3090
Comp-Att-Int	232-429-15	230-446-23
Average Per Pass	7.6	6.9
Average Per Catch	14.1	13.4
Average Per Game	251.5	237.7
TDs Passing	26	24
TOTAL OFFENSE	6236	5154
Total Plays	1051	969
Average Per Play	5.9	5.3
Average Per Game	479.7	396.5
KICK RETURNS: #-Yards	32-820	59-1405
PUNT RETURNS: #-Yards	24-133	19-89
INT RETURNS: #-Yards	23-80	15-191
KICK RETURN AVERAGE	25.6	23.8
PUNT RETURN AVERAGE	5.5	4.7
INT RETURN AVERAGE	3.5	12.7
FUMBLES-LOST	14-7	20-8
PENALTIES-Yards	87-910	82-796
Average Per Game	70.0	61.2
PUNTS-Yards	72-3251	80-3358
Average Per Punt	45.2	42.0
Net punt average	39.8	38.1
KICKOFFS-Yards	84-5179	70-4361
Average Per Kick	61.7	62.3
Net kick average	38.7	38.4
TIME OF POSSESSION/Game	29:23	30:37
3RD-DOWN Conversions	81/206	65/204
3rd-Down Pct	39%	32%
4TH-DOWN Conversions	9/19	12/28
4th-Down Pct	47%	43%
SACKS BY-Yards	29-183	32-209
MISC YARDS	0	0
TOUCHDOWNS SCORED	54	36
FIELD GOALS-ATTEMPTS	21-28	23-27
ON-SIDE KICKS	1-1	0-0
RED-ZONE SCORES	(48-58) 83%	(38-43) 88%
RED-ZONE TOUCHDOWNS	(33-58) 57%	(21-43) 49%
PAT-ATTEMPTS	(53-54) 98%	(33-34) 97%
ATTENDANCE	383779	250034
Games/Avg Per Game	7/54826	5/50007
Neutral Site Games		1/39321

Score by Quarters	1st	2nd	3rd	4th	OT	Total
West Virginia	105	133	118	86	0	442
Opponents	68	74	96	75	7	320

2015 West Virginia University
West Virginia Overall Individual Statistics (as of Jan 21, 2016)
All games

<u>Rushing</u>	<u>gp</u>	<u>att</u>	<u>gain</u>	<u>loss</u>	<u>net</u>	<u>avg</u>	<u>td</u>	<u>lg</u>	<u>avg/g</u>
Smallwood, Wendell	13	238	1549	30	1519	6.4	9	52	116.8
Shell, Rushel	13	161	748	40	708	4.4	8	43	54.5
Howard, Skyler	13	157	726	224	502	3.2	6	50	38.6
Crest, William	11	20	125	18	107	5.3	1	28	9.7
Wellman, Elijah	13	14	78	5	73	5.2	1	17	5.6
Thomas-Williams, D.	4	14	45	2	43	3.1	0	12	10.8
Marcellus, Jacky	4	8	24	6	18	2.2	0	8	4.5
O'Toole, Nick	13	1	13	0	13	13.0	0	13	1.0
TEAM	13	9	0	16	-16	-1.8	0	0	-1.2
Total	13	622	3308	341	2967	4.8	25	52	228.2
Opponents	13	523	2372	308	2064	3.9	9	65	158.8

<u>Passing</u>	<u>gp</u>	<u>effic</u>	<u>comp-att-int</u>	<u>pct</u>	<u>yds</u>	<u>td</u>	<u>lg</u>	<u>avg/g</u>
Howard, Skyler	13	134.73	221-403-14	54.8	3145	26	70	241.9
Crest, William	11	77.66	11-25-1	44.0	124	0	45	11.3
TEAM	13	0.00	0-1-0	0.0	0	0	0	0.0
Total	13	131.09	232-429-15	54.1	3269	26	70	251.5
Opponents	13	117.21	230-446-23	51.6	3090	24	77	237.7

<u>Receiving</u>	<u>gp</u>	<u>no.</u>	<u>yds</u>	<u>avg</u>	<u>td</u>	<u>lg</u>	<u>avg/g</u>
Shorts, Daikiel	13	45	528	11.7	5	29	40.6
Gibson, Shelton	13	37	887	24.0	9	70	68.2
Thompson, Jordan	13	32	509	15.9	0	51	39.2
Smallwood, Wendell	13	26	160	6.2	0	15	12.3
Durante, Jovon	12	24	378	15.8	5	57	31.5
Shell, Rushel	13	16	101	6.3	0	17	7.8
White, Ka'Raun	9	15	275	18.3	0	53	30.6
Sills, David	8	7	131	18.7	2	35	16.4
Jennings, Gary	13	7	116	16.6	1	64	8.9
Mathis, Devonte	10	6	47	7.8	0	14	4.7
Wellman, Elijah	13	5	16	3.2	2	7	1.2
Crest, William	11	4	29	7.2	0	9	2.6
Rogers, Ricky	1	2	51	25.5	0	45	51.0
Clay, Cody	13	2	8	4.0	2	6	0.6
Marcellus, Jacky	4	1	23	23.0	0	23	5.8
Thomas-Williams, D.	4	1	7	7.0	0	7	1.8
Myers, KJ	13	1	7	7.0	0	7	0.5
Underwood, Stone	11	1	-4	-4.0	0	0	-0.4
Total	13	232	3269	14.1	26	70	251.5
Opponents	13	230	3090	13.4	24	77	237.7

<u>Punt Returns</u>	<u>no.</u>	<u>yds</u>	<u>avg</u>	<u>td</u>	<u>lg</u>
Jennings, Gary	13	69	5.3	0	21
Dillon, KJ	8	50	6.2	0	19
Durante, Jovon	3	14	4.7	0	11
Total	24	133	5.5	0	21
Opponents	19	89	4.7	0	27

<u>Interceptions</u>	<u>no.</u>	<u>yds</u>	<u>avg</u>	<u>td</u>	<u>lg</u>
Worley, Daryl	6	0	0.0	0	0
Joseph, Karl	5	7	1.4	0	7
Chestnut, Terrell	3	32	10.7	1	32
Kwiatkoski, Nick	3	0	0.0	0	0
Dillon, KJ	2	25	12.5	0	25
Kyeremeh, Nana	1	0	0.0	0	0
Tyler, Jeremy	1	16	16.0	0	16
Askew-Henry, Dravon	1	0	0.0	0	0
Douglas, Rasul	1	0	0.0	0	0
Total	23	80	3.5	1	32
Opponents	15	191	12.7	0	38

<u>Kick Returns</u>	<u>no.</u>	<u>yds</u>	<u>avg</u>	<u>td</u>	<u>lg</u>
Durante, Jovon	14	316	22.6	0	43
Gibson, Shelton	11	361	32.8	1	100
Jennings, Gary	5	117	23.4	0	35
Dillon, KJ	2	26	13.0	0	25
Total	32	820	25.6	1	100
Opponents	59	1405	23.8	1	97

<u>Fumble Returns</u>	<u>no.</u>	<u>yds</u>	<u>avg</u>	<u>td</u>	<u>lg</u>
Barber, Jared	1	42	42.0	1	42
Total	1	42	42.0	1	42
Opponents	2	49	24.5	2	41

2015 West Virginia University
West Virginia Overall Individual Statistics (as of Jan 21, 2016)
All games

Scoring	td	fg	PAT				dpx	saf	pts
			kick	rush	rcv	pass			
Lambert, Josh	-	21-28	53-54	-	-	-	-	-	116
Gibson, Shelton	10	-	-	-	-	-	-	-	60
Smallwood, Wendell	9	-	-	-	-	-	-	-	54
Shell, Rushel	8	-	-	-	-	-	-	-	48
Howard, Skyler	6	-	-	-	-	-	-	-	36
Shorts, Daikiel	5	-	-	-	-	-	-	-	30
Durante, Jovon	5	-	-	-	-	-	-	-	30
Wellman, Elijah	3	-	-	-	-	-	-	-	18
Sills, David	2	-	-	-	-	-	-	-	12
Clay, Cody	2	-	-	-	-	-	-	-	12
Crest, William	1	-	-	-	-	-	-	-	6
Chestnut, Terrell	1	-	-	-	-	-	-	-	6
Jennings, Gary	1	-	-	-	-	-	-	-	6
Barber, Jared	1	-	-	-	-	-	-	-	6
Rose, Kyle	-	-	-	-	-	-	1	-	2
Total	54	21-28	53-54	-	-	-	-	1	442
Opponents	36	23-27	33-34	0-2	-	-	1	-	320

Total Offense	g	plays	rush	pass	total	avg/g
Howard, Skyler	13	560	502	3145	3647	280.5
Smallwood, Wendell	13	238	1519	0	1519	116.8
Shell, Rushel	13	161	708	0	708	54.5
Crest, William	11	45	107	124	231	21.0
Wellman, Elijah	13	14	73	0	73	5.6
Thomas-Williams, D.	4	14	43	0	43	10.8
Marcellus, Jacky	4	8	18	0	18	4.5
O'Toole, Nick	13	1	13	0	13	1.0
TEAM	13	10	-16	0	-16	-1.2
Total	13	1051	2967	3269	6236	479.7
Opponents	13	969	2064	3090	5154	396.5

Field Goals	fg	pct.	01-19	20-29	30-39	40-49	50-99	lg	blk
Lambert, Josh	21-28	75.0	2-2	9-9	6-8	3-6	1-3	51	2

FG Sequence	West Virginia	Opponents
Georgia Southern	(26),(32),(22)	-
Liberty	(28),(25),54	46,52,31,(49)
Maryland	51,(48),44	-
Oklahoma	(23)	(40),(25),(44)
Oklahoma State	(38)	(21),(22)
Baylor	(25),35	(36),(36)
TCU	(51)	(20),(23),(57),(43)
Texas Tech	35,(39)	(34),(27)
Texas	(19)	(31),(34)
Kansas	41	-
Iowa State	(40),(30),(34)	(33),(49)
Kansas State	(45),44,(19),(28)	(40)
Arizona State	(21),(31),(27)	(37),(19),(35),40,(48)

Punting	no.	yds	avg	lg	tb	fc	i20	50+	blk
O'Toole, Nick	71	3223	45.4	65	15	18	25	26	1
TEAM	1	28	28.0	28	0	0	1	0	0
Total	72	3251	45.2	65	15	18	26	26	1
Opponents	80	3358	42.0	62	9	12	20	14	0

Kickoffs	no.	yds	avg	tb	ob	retn	net	ydln
O'Toole, Nick	74	4583	61.9	18	3			
Molina, Mike	8	510	63.8	3	0			
Lambert, Josh	2	86	43.0	0	0			
Total	84	5179	61.7	21	3	23.8	38.7	26
Opponents	70	4361	62.3	34	3	25.6	38.4	26

Numbers in (parentheses) indicate field goal was made.

**2015 West Virginia University
West Virginia Overall Individual Statistics (as of Jan 21, 2016)
All games**

<u>All Purpose</u>	<u>g</u>	<u>rush</u>	<u>rcv</u>	<u>pr</u>	<u>kr</u>	<u>ir</u>	<u>total</u>	<u>avg/g</u>
Smallwood, Wen	13	1519	160	0	0	0	1679	129.2
Gibson, Shelton	13	0	887	0	361	0	1248	96.0
Shell, Rushel	13	708	101	0	0	0	809	62.2
Durante, Jovon	12	0	378	14	316	0	708	59.0
Shorts, Daikiel	13	0	528	0	0	0	528	40.6
Thompson, Jord	13	0	509	0	0	0	509	39.2
Howard, Skyler	13	502	0	0	0	0	502	38.6
Jennings, Gary	13	0	116	69	117	0	302	23.2
White, Ka'Raun	9	0	275	0	0	0	275	30.6
Crest, William	11	107	29	0	0	0	136	12.4
Sills, David	8	0	131	0	0	0	131	16.4
Dillon, KJ	13	0	0	50	26	25	101	7.8
Wellman, Elijah	13	73	16	0	0	0	89	6.8
Rogers, Ricky	1	0	51	0	0	0	51	51.0
Thomas-William	4	43	7	0	0	0	50	12.5
Mathis, Devonte	10	0	47	0	0	0	47	4.7
Marcellus, Jacky	4	18	23	0	0	0	41	10.2
Chestnut, Terrell	12	0	0	0	0	32	32	2.7
Tyler, Jeremy	12	0	0	0	0	16	16	1.3
O'Toole, Nick	13	13	0	0	0	0	13	1.0
Clay, Cody	13	0	8	0	0	0	8	0.6
Myers, KJ	13	0	7	0	0	0	7	0.5
Joseph, Karl	4	0	0	0	0	7	7	1.8
Underwood, Sto	11	0	-4	0	0	0	-4	-0.4
TEAM	13	-16	0	0	0	0	-16	-1.2
Total	13	2967	3269	133	820	80	7269	559.2
Opponents	13	2064	3090	89	1405	191	6839	526.1

2015 West Virginia University
West Virginia Overall Defensive Statistics (as of Jan 21, 2016)
All games

##	Defensive Leaders	gp	Tackles			tfl/yds	Sacks no-yds	Pass defense			Fumbles		blkd	
			ua	a	tot			int-yds	brup	qbh	rcv-yds	ff	kick	saf
35	Kwiatkoski, Nick	13	63	23	86	10.0-44	3.0-25	3-0	7	.	1-0	1	.	.
36	Petteway, Shaq	13	50	14	64	11.5-32	3.5-21	.	3	3
42	Barber, Jared	12	47	17	64	11.0-27	2.5-11	.	1	3	1-42	.	.	.
6D	Askew-Henry, Dravon	13	47	12	59	1.0-2	.	1-0	4
9	Dillon, KJ	13	45	10	55	7.5-21	.	2-25	8	1	.	1	.	.
7D	Worley, Daryl	12	46	3	49	2.0-7	.	6-0	12	1	1-0	2	.	.
97	Nwachukwu, Noble	13	37	10	47	13.0-52	8.5-46	.	1	6	.	1	.	.
93	Rose, Kyle	13	39	7	46	5.0-30	4.0-28	1
22	Harper, Jarrod	13	29	7	36	3.0-10	.	.	4	2	1-0	.	.	.
16	Chestnut, Terrell	12	31	4	35	1.0-2	.	3-32	11	.	.	2	.	.
95	Brown, Christian	13	24	9	33	4.5-20	2.0-15
20	Muldrow, Edward	12	22	7	29	3.0-15	2.0-12	.	.	1	.	1	.	.
3D	Rumph, R.	12	19	3	22	1.0-1	.	.	3
17	Benton, Al-Rasheed	13	14	7	21	4.0-8
24	Tyler, Jeremy	12	19	1	20	.	.	1-16	2	.	1-0	1	.	.
8D	Joseph, Karl	4	15	5	20	2.0-9	1.0-8	5-7	1	.	1-0	.	.	.
14	Kyeremeh, Nana	13	15	5	20	0.5-1	.	1-0	1	.	.	1	.	.
5D	Preston, Xavier	13	10	8	18	3.0-7	.	.	.	1
27	Walters, Sean	12	15	3	18	1.0-10	1.0-10
45	Kinsey, Eric	12	7	11	18	3.0-8	0.5-4	.	1
49	Howard, Darrien	13	13	3	16	3.0-12	1.0-3	.	1	1
18	Gross, Marvin	13	10	5	15
31	Bruce, Isaiah	13	10	2	12	1.0-2
30	Arndt, Justin	13	5	5	10	1-0	.	.	.
96	Fields, Jaleel	4	3	5	8
13	Douglas, Rasul	11	6	2	8	.	.	1-0	1	.	.	1	.	.
1	Gibson, Shelton	13	5	3	8	1	.	.
2D	Shariff, Khairi	13	5	1	6
92	Lewis, Jon	6	1	4	5
44	Christian, Hodari	7	3	.	3	1	.	.
38	Commodore, Shane	6	1	2	3
91	O'Toole, Nick	13	2	.	2
90	Jefferson, Larry	9	1	1	2
57	Pankey, Adam	12	2	.	2
55	Cajuste, Yodny	7	2	.	2
10	Thompson, Jordan	13	2	.	2
41	Brooks, Alex	1	1	.	1
88	Clay, Cody	13	1	.	1
77	Lazard, Marcell	12	1	.	1
3	Howard, Skyler	13	.	1	1
48	Molina, Mike	3	1	.	1
4	Smallwood, Wendell	13	1	.	1
TM	TEAM	13	1-0	.	.	.
	Total	13	670	200	870	91-320	29-183	23-80	61	19	8-42	13	.	1
	Opponents	13	706	236	942	88-331	32-209	15-191	44	24	7-49	10	4	.