
Contents

This publication has been produced to provide information on the 14 Mountaineers who completed their eligibility for West Virginia during the 2013 season. It contains updated information through the conclusion of the 2013 campaign.

Mountaineer Senior Reviews	4
Highlights, honors, superlatives and final statistics for the 14 Mountaineers who completed their careers in 2013.	
2010 Season In Review	24
The West Virginia football program showed consistency during Bill Stewart's head coaching tenure. The Mountaineers finished with three straight nine-win seasons and posted a 5-2 mark in the BIG EAST. However, in 2010, Connecticut, Pitt and West Virginia finished with identical league marks and each claimed a piece of the league title. That marked the sixth conference title won by West Virginia, most by any school in the league.	
2011 Season In Review	34
"Adversity doesn't build character, it reveals it" – But never has a statement been more true about one group than it was about the 2011 West Virginia football program. WVU faced a tremendous amount of adversity that season. However, by season's end, the Mountaineers overcame the adversity, and its character was revealed. The final result was filled with sunshine, oranges and championships.	
2012 Season In Review	45
West Virginia coach Dana Holgorsen led the Mountaineer football program into uncharted territory, beginning an affiliation as a new member of the Big 12 conference. The Mountaineers finished 7-6, their 11th straight winning season, made their 11th straight bowl appearance, a school record, set numerous offensive records, had several players earn postseason honors and established a solid foundation in its new conference home.	
2013 Season In Review	54
Three words that come to mind when summing up the 2013 West Virginia football season were inexperience, inconsistency and injuries, and the Mountaineers had plenty of each, resulting in a 4-8 record and tying for seventh place in the second year of Big 12 competition.	
West Virginia's All-Time NFL Draft Selections	64
West Virginia's Players In The Professional Ranks	66

This information guide was prepared by the West Virginia University Sports Communications Office. For additional information contact
Director of Football Communications Mike Montoro or
Assistant Athletic Director for Sports Communications, Michael Fragale.

Sports Communications Office: 304-293-2821
Sports Communications Fax: 304-293-4105
Athletics Internet Site: www.WVUsports.com
E-Mail Address: mike.montoro@mail.wvu.edu or
michael.fragale@mail.wvu.edu



2013
Mountaineer
Senior
Reviews

53 Tyler Anderson

LB, 6-2, 244, r-Sr.
Morgantown, W. Va.



- ✓ Played in 48 career games and started three

2013 (r-Sr.)

- ✓ Played in 12 games and started two
- ✓ Set career high in solo tackles (4) and total tackles (5) at Kansas
- ✓ Tied a career-high in solo tackles (2) vs. Texas
- ✓ Assisted on a tackle for loss at Maryland
- ✓ Made a season-high three tackles at Oklahoma
- ✓ Had two solo tackles at Oklahoma

2012 (r-Jr.)

- ✓ Played in 10 games and started one
- ✓ Missed the final three games due to injury
- ✓ Finished with nine tackles, assisted on a tackle for loss, had an interception and a pass breakup
- ✓ Notched a career- and season-high two solo tackles against Baylor; also had first career pass breakup
- ✓ Against James Madison, had first career interception, finished with three tackles and assisted on a tackle for loss
- ✓ Made first start of his career at the Buck linebacker position against Marshall
- ✓ Named the 2012 Tom Nickolich Award recipient, WVU's top walk-on

2011 (r-So.)

- ✓ Added depth at strong-side linebacker
- ✓ Contributed on special teams
- ✓ Played in all 13 contests in 2011
- ✓ Had a career-high five tackles against Maryland
- ✓ Had a four tackles against Norfolk State
- ✓ Recorded two tackles against Marshall

2010 (r-Fr.)

- ✓ Played in all 13 games, mostly on special teams

2009 (Fr.)

- ✓ Redshirted



Tyler Anderson

- ✓ WVU Scout Team Defense Player of the Year
- ✓ Scout Team Champion: Colorado

High School:

- ✓ Starter at linebacker and tight end for coach John Bowers at Morgantown High
- ✓ Two-time all-state performer, first team as a senior, second team as a junior
- ✓ Finished with 58 tackles, five sacks and two fumble recoveries as a senior

Personal

- ✓ Birthday is May 17
- ✓ Son of Michael Anderson and Kathy and Jack Torsney
- ✓ One of four children
- ✓ Will graduate with a bachelor's degree in multidisciplinary studies in May 2014
- ✓ Garrett Ford Academic Honor Roll
- ✓ Big 12 Commissioner's Honor Roll

Anderson's Defensive Statistics

Year	GP/GS	T/A/TT	TFL	Sacks	Int.	PBU	FF	FR
2013	12/2	9/9/18	0.5/1	0	0	0	0	0
2012	10/1	6/3/9	0.5/1	0	1	1	0	0
2011	13/0	9/8/17	4/9	0	0	0	0	0
2010	13/0	3/3/6	0	0	0	0	0	0
Totals	48/3	27/23/50	5/11	0	1	1	0	0

98 Will Clarke

DL, 6-7, 273, r-Sr.
Pittsburgh, Pa.



- ✓ Played in 42 career games and started 34
- ✓ Three-year starter on defensive line
- ✓ Only West Virginia player to be honored as an Iron Mountaineer three times for excellence in the weight room

2013 (r-Sr.)

- ✓ Started all 12 games at defensive tackle
- ✓ All-Big 12 Conference Second Team Selection (Coaches)
- ✓ All-Big 12 Conference Second Team Selection (AP)
- ✓ All-Big 12 Conference Second Team Selection (Broadcasters)
- ✓ No. 3 in the Big 12 Conference in TFL, No. 15 nationally
- ✓ No. 6 in the Big 12 Conference in sacks
- ✓ Led WVU with six sacks and 17 TFL
- ✓ Tied for fifth on the team with 49 tackles
- ✓ Finished with four or more tackles in eight games
- ✓ Finished with two tackles for loss in five games
- ✓ Tied career-high 2.5 TFL against Iowa State
- ✓ Made a team-high 10 tackles at Kansas
- ✓ Set a career high in solo tackles (9) and total tackles (10) at Kansas
- ✓ Led WVU with 1.5 TFL and a sack vs. Texas
- ✓ Tied a career high in assisted tackles (3) vs. Texas
- ✓ Forced his first fumble at TCU
- ✓ Tied a career high TFL (2.5) at TCU
- ✓ Made a team-high two TFL at Kansas State
- ✓ Tied season high in solo tackles (4) at Kansas State
- ✓ Finished with four tackles, including one for loss for eight yards at Baylor
- ✓ Tallied a season-high six tackles, four unassisted, vs. Oklahoma State
- ✓ Made a career-high two pass breakups vs. Oklahoma State
- ✓ Recorded a career-high two sacks at Maryland
- ✓ Made a season-high three solo tackles at Maryland

- ✓ Made first sack of the season vs. Georgia State
- ✓ Five tackles and one TFL vs. William & Mary

2012 (r-Jr.)

- ✓ Starter at defensive end
- ✓ Named All-Big 12 Conference Honorable Mention (AP)
- ✓ Finished with 26 tackles, including 13 unassisted tackles, 1.5 sacks, 6.5 tackles for loss and three pass breakups
- ✓ Established a career high in tackles for loss (2.5) and recorded three total tackles against Oklahoma
- ✓ Recorded two tackles for loss and one sack at Oklahoma State
- ✓ Made return from injury versus Kansas State after sitting out Texas Tech game
- ✓ Recorded season highs with five tackles and one tackle for loss against Baylor; also matched a season high with one pass breakup





- ✓ Assisted on sack and tackle for loss while collecting three tackles versus JMU

2011 (r-So.)

- ✓ Defensive end who started 11-of-13 contests
- ✓ Tied game high with one sack against Clemson in the Orange Bowl
- ✓ Recorded a career-high nine total tackles at USF, including eight unassisted and one tackle for loss
- ✓ Finished with four total tackles vs. Pitt, including two solo stops
- ✓ Registered first career sack and had two tackles at Rutgers; also tied for a team high with one tackle for loss
- ✓ Recorded three tackles against UConn and a team-high one pass breakup (first of his career)
- ✓ Recorded three total tackles and assisted on a tackle for loss against LSU
- ✓ Made first career start against Marshall, registering four tackles

2010 (r-Fr.)

- ✓ Played in four games
- ✓ Sustained an ankle injury in the Marshall game that hampered his performance most of the 2010 season

2009 (Fr.)

- ✓ Redshirted

High School

- ✓ Coached by Don Schmidt at Taylor Allderdice High
- ✓ Pittsburgh North-South All-Star
- ✓ Two-time Tribune Review All-City League as tight end and linebacker
- ✓ Pennsylvania Top 40 lineman

Personal

- ✓ Birthday is May 4
- ✓ Son of William and Beverly Clarke
- ✓ Father starred in basketball at Duquesne
- ✓ One of three children
- ✓ Graduated in Summer 2013 with his bachelor's degree in criminology and investigations

Clarke's Defensive Statistics

Year	GP/GS	T/A/TT	TFL	Sacks	Int.	PBU	FF	FR
2013	12/12	36/13/49	17/77	6/44	0	3	1	1
2012	12/11	13/13/26	6.5/11	1.5/8	0	3	0	0
2011	13/11	19/15/34	5/25	2/16	0	1	0	0
2010	4/0	1/1/2	0.5/2	0	0	0	0	0
Totals	41/34	69/42/111	28.5/115	9/68	0	7	1	1

25 Darwin Cook

S, 5-11, 203, r-Sr.
Cleveland, Ohio



- ✓ Played in 49 career games and started 34
- ✓ Three-year starter at boundary safety

2013 (r-Sr.)

- ✓ Started all 12 games at boundary safety
- ✓ All-Big 12 Conference Second Team Selection (Coaches)
- ✓ All-Big 12 Conference Second Team Selection (AP)
- ✓ All-Big 12 Conference Second Team Selection (Broadcasters)
- ✓ Ranked No. 4 in the Big 12 Conference and No. 35 nationally in interceptions per game
- ✓ Ranked No. 10 in the Big 12 Conference in solo tackles
- ✓ Ranked No. 16 in the Big 12 Conference in tackles per game
- ✓ Finished No. 2 on the team with 74 tackles, including a team-leading 55 solo stops
- ✓ Led the team with four interceptions
- ✓ Second on the team in fumble recoveries
- ✓ Tied for No. 5 on the team in pass breakups
- ✓ Missed the Iowa State game with groin injury
- ✓ Finished with three tackles at Kansas and a pass breakup before sustaining groin injury
- ✓ Fourth on the team with six tackles vs. Texas and set a career high with 1.5 TFL
- ✓ Led WVU with a career-high 14 tackles at TCU
- ✓ Tied for fourth on team with four tackles at Kansas State
- ✓ Finished with seven tackles, including six solo stops against Texas Tech
- ✓ Made seventh career interception and was second on the team with nine tackles at Baylor; returned lateral from Travis Bell 32 yards for a touchdown
- ✓ Second on the team with eight tackles vs. Oklahoma State
- ✓ Led the Mountaineers with 11 tackles, nine solo, at OU

2012 (r-Jr.)

- ✓ Second-year starter at boundary safety
- ✓ Tied for No. 43 nationally in forced fumbles and No. 82 in solo tackles

- ✓ Ranked No. 4 in the Big 12 in fumbles forced and tied for No. 23 in total tackles
- ✓ Tied for the team lead with three forced fumbles; also was third in solo tackles (56), third in pass breakups (5) and fourth in total tackles (75)
- ✓ Against Syracuse in the Pinstripe Bowl, tied a career high with 11 total tackles and set a career high with nine assisted tackles; also had one pass breakup
- ✓ Seven solo stops against Kansas
- ✓ Forced a fumble near the goal line with under less than four minutes remaining to seal the victory at Iowa State
- ✓ Also at Iowa State, had seven solo stops, two pass breakups, a tackle for loss and recorded nine total tackles with a forced fumble
- ✓ Seven solo tackles and three assisted tackles against Oklahoma



- ✓ Seven solo tackles and one tackle for loss versus Kansas State; also had eight total tackles
- ✓ At Texas, made seven total tackles
- ✓ Had first interception of season, two tackles and a pass breakup against Baylor
- ✓ Had a sack, tackle for loss and forced fumbles (2) against Maryland, one of which was returned 51 yards for a touchdown by Doug Rigg

2011 (r-So.)

- ✓ First-year starter at bandit safety, starting all 13 games
- ✓ Ranked No. 14 in the Big East in total tackles
- ✓ Second on the team in tackles (85), solo tackles (51), assisted tackles (34) and interceptions (2)
- ✓ Had a pivotal 99-yard fumble return for touchdown in Orange Bowl; also collected four total tackles



- ✓ Had one interception and eight tackles versus Pitt
- ✓ Tied for game-high honors with 10 tackles and assisted on a tackle for loss against Louisville
- ✓ Recorded a game-high 11 tackles at Rutgers; also tied for a game high with five solo tackles and two passes defended
- ✓ Tied for a game high with eight tackles and assisted on a tackle for loss, which was the first of his career, against UConn
- ✓ Had seven tackles and his first career interception at Maryland
- ✓ Had a team- and career-high 11 tackles against Norfolk State

2010 (r-Fr.)

- ✓ Played in 13 games
- ✓ Finished with nine tackles, including eight solo stops and a fumble recovery
- ✓ Three solo tackles and recovered a fumble against Coastal Carolina

2009 (Fr.)

- ✓ Redshirted
- ✓ Defensive Scout Team Champion: Connecticut

High School

- ✓ Coached by Rodney Brown at Shaw High
- ✓ Associated Press first team Division II All-Ohio First Team
- ✓ Had 99 tackles, 20 sacks and caused six fumbles on defense

Personal


- ✓ Birthday is July 17
- ✓ Son of Chris and Corie Cook
- ✓ One of four children
- ✓ Graduated in December 2013 with a bachelor's degree in multidisciplinary studies
- ✓ Garrett Ford Academic Honor Roll

Cook's Defensive Statistics

Year	GP/GS	T/A/TT	TFL	Sacks	Int.	PBU	FF	FR
2013	11/11	55/19/74	4/19	1/7	4/65	3	0	2/0
2012	12/10	56/19/75	3/11	1/8	1/0	5	3	0
2011	13/13	51/34/85	1/1	0	2/21	4	0	2/99
2010	13/0	8/1/9	0	0	0	0	0	1
Totals	49/34	170/73/243	8/31	2/15	7/86	12	3	5/99

92 Trevor Demko

DL, 6-6, 260, r-Jr.
Kulpmont, Pa.



✓ Played in 12 career games and started one

2013 (r-Jr.)

- ✓ Saw action in eight games and started one
- ✓ Finished with four tackles, including one for loss
- ✓ Posted solo tackles against Georgia State and Iowa State
- ✓ Had a tackle for loss against Iowa State
- ✓ Assisted on tackles at Kansas State and Texas

2012 (r-So.)

- ✓ Did not see game action

2011 (r-Fr.)

- ✓ Played in four games
- ✓ Finished with three tackles
- ✓ Season high two assisted tackles against Bowling Green

2010 (Fr.)

- ✓ Redshirted
- ✓ WVU Scout Team Champion: USF, Louisville

High School

- ✓ Coached by Bob Chesney at Mount Carmel Area High
- ✓ Two-year starter at offensive tackle and defensive end
- ✓ Two-time Associated Press all-state DE, first team in 2009 and second team in 2008
- ✓ Pennsylvania Football News 2A second team all-state
- ✓ 2008 Reading Eagle Defensive Player of the Year
- ✓ 2008 Sunbury Daily Item Defensive Player of the Year
- ✓ In an injury-shortened senior year, he had 38 tackles, 1.5 sacks and a fumble recovery
- ✓ Helped lead Mount Carmel to a 20-6 record over the last two seasons, including the 2008 District Four Championship and the 2009 Eastern Conference Championship



Trevor Demko

Personal

- ✓ Birthday is May 1
- ✓ Son of Tom and Peggy Demko
- ✓ One of four children
- ✓ Will graduate with a bachelor's degree in finance in May 2014
- ✓ Garrett Ford Academic Honor Roll
- ✓ President's List
- ✓ Big 12 Commissioner's Honor Roll

Demko's Defensive Statistics

Year	GP/GS	T/A/TT	TFL	Sacks	Int.	PBU	FF	FR
2013	8/1	2/2/4	1/1	0	0	0	0	0
2012	0/0	0/0/0	0	0	0	0	0	0
2011	4/0	0/3/3	0	0	0	0	0	0
Totals	12/1	2/5/7	1/1	0	0	0	0	0

76 Pat Eger

OL, 6-6, 302, r-Sr.
Jefferson Township, Pa.



- ✓ Three-year starter at tackle, guard and center
- ✓ Played in 41 career games and started 28

2013 (r-Sr.)

- ✓ Played in all 12 games, and started nine at center
- ✓ Moved from tackle to center during the spring
- ✓ Used on 723 offensive plays
- ✓ Saw action on 91 plays against Oklahoma State
- ✓ Saw action on 81 plays against Georgia State
- ✓ Used on 50 or more plays in eight games
- ✓ Used on 60 or more plays in seven games
- ✓ Used on 70 or more plays in five games
- ✓ Helped pave the way for the offense to average 148.7 rushing yards a game
- ✓ WVU had a 1,000-yard rusher for the first time since 2009

2012 (r-Jr.)

- ✓ Played all 13 games, including six starts at right tackle and one at right guard, and finished the season as the backup for both guard positions
- ✓ Named All-Big 12 Conference Honorable Mention (AP)
- ✓ Helped pave the way for the offense to average 171.8 rushing yards, 330.2 passing yards and 502 yards of total offense
- ✓ Offense ranked No. 10 nationally in passing and total offense and No. 9 in scoring offense
- ✓ Used on 562 offensive plays
- ✓ Had 19 knockdowns for the season
- ✓ Started at right guard vs. Syracuse in the Pinstripe Bowl and finished with one knockdown on 58 offensive plays
- ✓ Netted two knockdowns on three plays vs. Oklahoma
- ✓ Tallied two knockdowns on 46 plays at Oklahoma State
- ✓ Came off the bench to register one knockdown on 37 plays against Kansas State
- ✓ Tallied three knockdowns on 59 plays at Texas Tech
- ✓ Earned time on 77 plays in Texas win and tallied one knockdown
- ✓ Saw time on 88 plays in Baylor win and earned two knockdowns





- ✓ Tallied one knockdown on 53 plays in Maryland win
- ✓ Saw time on 65 plays against JMU and tallied three knockdowns
- ✓ Earned three knockdowns on 65 plays against Marshall

2011 (r-So.)

- ✓ Played in 13 games and started 12 at right tackle
- ✓ Made his first career start against Marshall
- ✓ Saw time on 837 offensive plays in 2011
- ✓ Season-high 82 plays against Clemson
- ✓ Used on 60 or more plays in 10 games
- ✓ Used on 70 or more plays in five games
- ✓ Finished the year with 24 knockdowns
- ✓ Season high five knockdowns against Clemson

2010 (r-Fr.)

- ✓ Played in three games
- ✓ Scout Team Champion: Louisville

2009 (Fr.)

- ✓ Redshirted
- ✓ Scout Team Champion: Auburn

High School

- ✓ Coach by Bill Cherpak at Thomas Jefferson High
- ✓ Harrisburg Patriot News Platinum 33 Team
- ✓ WPIAL Class AAA All-State First Team
- ✓ Associated Press Class AAA All-State First Team
- ✓ Helped Thomas Jefferson to a pair of PIAA Class AAA state titles

Personal

- ✓ Birthday is Feb. 14
- ✓ Son of Terrie and the late Mike Eger
- ✓ One of two children
- ✓ Graduated in December 2013 with a bachelor's degree in arts and sciences

17
Dozie
Ezemma

LB, 6-2, 235, r-Sr.
Pomona, N.Y.



2013 (r-Sr.)

- ✓ Sustained season-ending leg and foot injuries in season opener against William & Mary
- ✓ Finished with a quarterback hurry

2012 (r-Jr.)

- ✓ Played in 12 games at defensive end
- ✓ Used on special teams
- ✓ Finished with five tackles, including one sack
- ✓ Two solo tackles, including a sack against James Madison
- ✓ Two tackles against TCU
- ✓ One tackle against Marshall

2011 (r-So.)

- ✓ Redshirted after transferring from New Haven
- ✓ Defensive Scout Team Champion: Cincinnati



Dozie Ezemma

Ezemma at New Haven

2010 (So.)

- ✓ Played in all 10 games and started three
- ✓ Helped lead New Haven to an 8-2 record and the Northeast 10 Championship
- ✓ Recorded 15 solo and 11 assists for 26 total tackles
- ✓ Second on the team with 7.5 tackles for loss
- ✓ Also second on the team with four sacks and two forced fumbles
- ✓ Broke up one pass and recorded two quarterback hurries
- ✓ Tallied a season-high seven tackles against Stonehill
- ✓ Registered two sacks against Seton Hill
- ✓ Finished with two tackles for loss against Pace

2009 (Fr.)

- ✓ Saw time in eight games
- ✓ Recorded eight tackles, including five unassisted

- ✓ Registered a tackle for loss for seven yards at Saint Anselm
- ✓ Tallied a quarterback hurry vs. Pace

High School

- ✓ Played for Bari Vitolo at Ramapo Senior High
- ✓ Earned all-section, all-county and all-league honors
- ✓ Named the school's "Athlete of the Season"

Personal

- ✓ Birthday is Jan. 23
- ✓ Son of Ambrose and Glory Ezemma
- ✓ Will graduate with a bachelor's degree in chemistry in August 2014
- ✓ One of five children
- ✓ Garrett Ford Academic Honor Roll

Ezemma's Defensive Statistics

Year	GP/GS	T/A/TT	TFL	Sacks	Int.	PBU	FF	FR
2013	1/0	0/0/0	0	0	0	0	0	0
2012	12/0	3/2/5	1/1	1/1	0	0	0	0

62 Curtis Feigt

OL, 6-7, 314, r-Sr.
Berlin, Germany



- ✓ Two-year starter at left tackle
- ✓ Played in 31 career games and started 19

2013 (r-Sr.)

- ✓ All-Big 12 Conference Honorable-Mention
- ✓ Started all 12 games at right tackle
- ✓ Used on 758 offensive plays
- ✓ Helped pave the way for the offense to average 148.7 rushing yards a game
- ✓ WVU had a 1,000-yard rusher for the first time since 2009
- ✓ Saw action on 86 plays against Oklahoma State
- ✓ Saw action on 79 plays against Texas Tech
- ✓ Used on 60 or more plays in nine games
- ✓ Used on 70 or more plays in six games

2012 (r-Jr.)

- ✓ Saw action at right tackle on 396 plays, including starting the final six games of the season
- ✓ Tallied one knockdown on 58 offensive plays vs. Syracuse in the Pinstripe Bowl

- ✓ Helped pave the way for the offense to average 171.8 rushing yards, 330.2 passing yards and 502 yards of total offense
- ✓ Offense ranked No. 10 nationally in passing and total offense and No. 9 in scoring offense
- ✓ Earned one knockdown on 24 plays vs. Kansas
- ✓ Had one knockdown on 34 offensive plays at Iowa State
- ✓ Tallied a season-best four knockdowns on 82 plays vs. Oklahoma
- ✓ Registered three knockdowns on 91 plays at Oklahoma State
- ✓ Second career start against TCU
- ✓ Saw action on all 90 plays against TCU and finished with two knockdowns
- ✓ Saw time on special teams at Texas Tech and against Kansas State
- ✓ Earned time on nine special teams plays at Texas
- ✓ Saw time on 11 special teams plays in Baylor win
- ✓ Saw the field for 10 offensive plays against JMU
- ✓ Came off the bench for 10 plays against Marshall

2011 (r-So.)

- ✓ Saw action at right tackle
- ✓ Moved from defensive line during spring
- ✓ Played in four games and started one against Pitt

- ✓ Used on more than 60 plays, including career high 34 against Pitt
- ✓ Season-high two knockdowns against Pitt

2010 (r-Fr.)

- ✓ Saw limited action at defensive tackle
- ✓ Scout Team Champion: Louisville, Pitt

2009 (Fr.)

- ✓ Redshirted

High School

- ✓ Coached by Dan Walker at Mercersburg Academy
- ✓ All-Mid-Atlantic Prep League
- ✓ Hagerstown Herald-Mail All-Area Second Team
- ✓ Came to Mercersburg (Pa.) Academy during his junior year after growing up in Germany


Personal

- ✓ Birthday is Nov. 23
- ✓ Son of Andre Rogalski and Andrea Feigt
- ✓ Married to the former Katelyn Williams, an All American high jumper at WVU
- ✓ Graduated with a bachelor's degree in criminology in August 2012
- ✓ Currently working on master's degree in legal studies
- ✓ Big 12 Academic All-Big 12 First Team
- ✓ Big 12 Commissioner's Honor Roll
- ✓ Garrett Ford Academic Honor Roll



79 Nick Kindler

OL, 6-6, 298, r-Sr.
Camp Hill, Pa.



- ✓ Started as a senior at left tackle
- ✓ Played in 38 career games and started nine

2013 (r-Sr.)

- ✓ Played in all 12 games at tackle and started final eight
- ✓ Used on 712 offensive plays
- ✓ Helped pave the way for the offense to average 148.7 rushing yards a game
- ✓ WVU had a 1,000-yard rusher for the first time since 2009
- ✓ Added depth at both tackle positions until earning first start against Oklahoma State
- ✓ Saw action on 90 plays against Oklahoma State
- ✓ Saw action on 76 plays against Iowa State
- ✓ Used on 60 or more plays in eight games
- ✓ Used on 70 or more plays in six games

2012 (r-Jr.)

- ✓ Added depth at right tackle and was used on special teams
- ✓ Saw action in 13 games at right tackle, including one start
- ✓ Used on 257 offensive plays
- ✓ Season-high 52 offensive snaps against Kansas
- ✓ Earned time on 38 offensive plays at Iowa State
- ✓ Earned first career start against Kansas State and saw time on 29 plays
- ✓ Tallied one knockdown on a career-high 84 plays at Texas Tech
- ✓ Saw time on four offensive plays against Baylor and registered one knockdown
- ✓ Earned time on 18 offensive plays in Maryland win

2011 (r-So.)

- ✓ Added depth at left tackle and left guard

2010 (r-Fr.)

- ✓ Did not see game action



Nick Kindler

2009 (Fr.)

- ✓ Redshirted
- ✓ Scout Team Champion: East Carolina, Louisville

High School

- ✓ Coached by Jeff Boger at Trinity High
- ✓ Harrisburg Patriot News Platinum 33 Team
- ✓ Two-time AP Class AA first-team all-state

Personal

- ✓ Birthday is Dec. 28
- ✓ Son of Stephen and Kathleen Kindler
- ✓ One of five children
- ✓ Earned bachelor's degree in legal studies
- ✓ Graduated in December 2013 with master's degree in legal studies
- ✓ Dean's List
- ✓ Garrett Ford Academic Honor Roll
- ✓ Big 12 Academic All-Big 12 Football First Team
- ✓ Big 12 Commissioner's Honor Roll

33 Nate Majnaric

RB, 6-0, 228, r-Sr.
Akron, Ohio



2013 (r-Sr.)

✓ Did not see any game action

2012 (r-Jr.)

✓ Did not see any game action

2011 (r-So.)

✓ Did not see any game action

2010 (r-Fr.)

✓ Did not see any game action
✓ Scout Team Offensive Champion: Maryland
Louisville



2009 (Fr.)

✓ Redshirted

High School


✓ Three-year letterwinner for coach Tom Stacy at Green High
✓ Team captain as a senior
✓ Four-time Suburban League All-Scholar Team
✓ Suburban League Honorable Mention
✓ Highest grade point average on team as a senior

Personal

✓ Birthday is June 5
✓ Son of Daniel and Darla Majnaric
✓ One of two children
✓ Brother Kyle is on the WVU football team
✓ Graduated in December 2013 with a bachelor's degree in athletic coaching education
✓ Garrett Ford Academic Honor Roll
✓ President's List
✓ Big 12 Commissioner's Honor Roll
✓ Big East Academic All-Star

27 William Marable

S, 6-0, 198, r-Sr.
Virginia Beach, Va.



2013 (r-Sr.)

✓ Saw action in nine games
✓ Used on special teams
✓ Finished with five tackles, including four solo stops
✓ Had solo tackles against Georgia State, Oklahoma State, Baylor and Texas Tech

2012 (r-Jr.)

✓ Played in two games
✓ Used on special teams
✓ Defensive Scout Team Champion: Texas

2011 (r-So.)

✓ Played in six games, primarily on special teams
✓ Finished with three tackles
✓ Registered solo tackles at Rutgers and Louisville
✓ Defensive Scout Team Champion: Norfolk State

2010 (r-Fr.)

- ✓ Started 11 games at Ellsworth Community College
- ✓ Finished with a team-leading 74 tackles
- ✓ Collected three pass breakups
- ✓ Returned a fumble 64 yards for a touchdown
- ✓ Had a season-high 14 tackles against Iowa Central CC
- ✓ Registered nine stops against Joilet JC and against Lackawanna JC

2009 (Fr.)

- ✓ Attended Ellsworth CC but did not play football

High School

- ✓ Played for coach Darnell Moore at Bayside High
- ✓ Registered 55 tackles as a senior, including 20 unassisted
- ✓ Had a forced fumble and an interception
- ✓ Finished with three pass breakups



William Marable

- ✓ As a junior, he finished with 36 tackles, one sack, two interceptions and eight pass breakups

Personal


- ✓ Birthday is May 26
- ✓ Son of Willie Marable and Brenda Rogers
- ✓ One of four children
- ✓ Graduated in December 2013 with a bachelor's degree in sports and exercise psychology

Marable's Defensive Statistics

Year	GP/GS	T/A/TT	TFL	Sacks	Int.	PBU	FF	FR
2013	8/0	4/1/5	0	0	0	0	0	0
2012	2/0	0/0/0	0	0	0	0	0	0
2011	6/0	2/1/3	0	0	0	0	0	0
Totals	16/0	6/2/8	0	0	0	0	0	0

85 Ivan McCartney

WR, 6-2, 182, Sr.
Miami, Fla.



- ✓ Played in 44 career games and started 15

2013 (Sr.)

- ✓ Rejoined the team in summer 2013
- ✓ Had second-best performance of season vs. Iowa State, catching three passes for 28 yards
- ✓ Had one catch for 12 yards at Kansas State
- ✓ Hauled in a 13-yard reception against Oklahoma State
- ✓ Finished with two catches for 66 yards against Georgia State
- ✓ Caught first touchdown in two seasons with a game-best 45-yard reception vs. Georgia State
- ✓ Finished with three catches for 26 yards at OU
- ✓ Started his first game back at WVU against William & Mary
- ✓ Collected two catches for 15 yards with a long of 11 yards

2012 (Jr.)

- ✓ Played in eight games before leaving the team in November
- ✓ Made one start against TCU



- ✓ Finished with nine catches for 112 yards, an average of 12.4 yards per catch and a long of 52 yards
- ✓ Collected three catches for 26 yards against Kansas State
- ✓ Had three catches for 19 yards against James Madison
- ✓ Finished with a 52-yard reception against Marshall
- ✓ Also had a five-yard catch against Maryland and a 10-yard reception against TCU

2011 (So.)

- ✓ Played in 13 games and started 10 at wide receiver
- ✓ Named third team All-Big East (Phil Steele)
- ✓ Ranked No. 7 in the Big East in receptions (3.8 per/g) and No. 9 in receiving yards (45.0 yards/g)
- ✓ Third on the team in catches and yards and fourth in receiving touchdowns
- ✓ Tallied a career-best 131 receiving yards against UConn, including a 51-yard catch, also a career best
- ✓ Grabbed a game-best five catches for 54 yards against Bowling Green, including a 33 yard TD

- ✓ Caught a career-best eight catches for 101 yards, in second career start at Maryland
- ✓ One of three players to finish with over 100 yards receiving at Maryland, the first time three players have netted at least 100 yards on catches in WVU history and the first time since 1998 WVU has had multiple 100-yard receivers
- ✓ Caught four passes for 61 yards against Louisville
- ✓ Tallied 59 yards on six catches in against LSU
- ✓ Recorded first career touchdown and five receptions in season-opening win over Marshall

2010 (Fr.)

- ✓ Played in 12 games
- ✓ One catch for four yards against Rutgers
- ✓ Finished with one carry for two yards against UNLV

High School

- ✓ Coached by former Mountaineer Damon Cogdell at Miramar High
- ✓ Played in the U.S. Army All-American game
- ✓ Named 2009 Florida Class 6A All-State First Team

- ✓ Sporting News Top 35
- ✓ Broward County Florida Times Union No. 1 wide receiver and Super 75 overall
- ✓ Miami Herald Top 5 in South Florida
- ✓ As a senior, 37 catches for 747 yards and 10 touchdowns
- ✓ Also had 16 punt returns for 625 yards and three touchdowns
- ✓ Miramar had a combined record of 32-8 in McCartney's three seasons including a state championship and 14-1 record in 2009

Personal

- ✓ Birthday is Oct. 5
- ✓ Son of Ivan, III, and Azya McCartney
- ✓ Majoring in communications

McCartney's Receiving Statistics

Year	GP/GS	No.	Yards	Avg.	TD	Long
2013	11/4	12	160	13.3	1	45
2012	8/1	9	112	12.4	0	52
2011	13/10	49	585	11.9	3	51
2010	12/0	1	4	4.0	0	4
Totals	44/15	71	861	12.1	4	52

47 Doug Rigg

*LB, 6-1, 237, Sr.
Oradell, N.J.*



- ✓ Started three years at linebacker
- ✓ Played in 45 games and started 22

2013 (Sr.)

- ✓ Played in eight games and started four
- ✓ Moved from Will to Sam linebacker during the spring
- ✓ Finished with 39 tackles, including 24 solo stops
- ✓ Also had a sack, 2.5 tackles for loss and two quarterback hurries
- ✓ Fourth on the team with three pass breakups
- ✓ Finished with five tackles against Iowa State
- ✓ Fourth on the team with five tackles vs. Texas Tech
- ✓ Tied for second on the team with a season high nine tackles, including a career-high eight solo, at Baylor
- ✓ Third on the team with six tackles vs. Maryland
- ✓ Set season high with five assisted tackles vs. Maryland



- ✓ Six total tackles vs. Maryland
- ✓ Six tackles at Oklahoma
- ✓ Made a sack and two PBU's vs. William & Mary

2012 (Jr.)

- ✓ Second-year starter at Will linebacker
- ✓ Fifth-leading tackler with 58 tackles, including 32 unassisted tackles, one sack, 2.5 tackles for loss, one forced fumble, one fumble recovery and an interception
- ✓ Ranked fourth on the team with 26 assisted tackles
- ✓ Recorded four or more tackles in seven games
- ✓ Established career highs as he tied for a game-high nine assisted tackles and 11 total tackles at Texas; also assisted on a tackle for loss
- ✓ Versus Baylor, tied career highs with one sack, one tackle for loss and five solo tackles
- ✓ Against Maryland, had a 51-yard fumble return for a touchdown and tied for a game high with seven total tackles; also set a career high with five solo tackles and tied career highs with one forced fumble and one fumble recovery

- ✓ Made five total tackles, including four solo stops, versus James Madison
- ✓ Had first career interception versus Marshall; also registered four total tackles, including two solo stops

2011 (So.)

- ✓ Played in 11 games and started nine at strong-side linebacker
- ✓ Three or more tackles in four games
- ✓ Forced fumble at the goal line that produced Darwin Cook's 99-yard fumble return against Clemson; also had two tackles
- ✓ Finished with four tackles at USF and also had a sack; recovered fumble in fourth quarter that led to game-winning field goal

2010 (Fr.)

- ✓ Played in all 13 games
- ✓ Posted 14 tackles, including eight unassisted tackles and assisted on a tackle for loss
- ✓ Season-high five tackles at LSU

High School

- ✓ Coached by Fred Stengel at Bergen Catholic High
- ✓ Named all-state on defense
- ✓ 2009 Star-Ledger First Team Defense
- ✓ 2009 first-team defense Star Ledger all-nonpublic

Personal

- ✓ Birthday is May 9
- ✓ Son of Peter and Jayne Rigg
- ✓ Will graduate with a bachelor's degree in exercise physiology in May 2014
- ✓ Garrett Ford Academic Honor Roll
- ✓ Big 12 Academic All-Big 12 Football Second Team

Rigg's Defensive Statistics

Year	GP/GS	T/A/TT	TFL	Sacks	Int.	PBU	FF	FR
2013	8/4	24/15/39	2.5/10	1/7	0	3	0	0
2012	13/9	32/26/58	2.5/6	1/5	1	0	1	1
2011	11/9	11/19/30	4/14	1/8	0	0	1	1
2010	13/0	8/6/14	0.5/1	0	0	0	0	0
Totals	45/22	51/61/102	7/21	2/13	1	0	2	2

90 Shaq Rowell

DL, 6-4, 305, r-Sr.
Maple Heights, Ohio



- ✓ Played in 35 games and started 24

2013 (Sr.)

- ✓ Finished with 47 tackles, including 22 solo stops and four tackles for loss
- ✓ Registered five or more tackles in four games
- ✓ Set a career high in total tackles (7) vs. Texas
- ✓ Finished with four tackles at TCU
- ✓ Accumulated four tackles at Baylor
- ✓ Third on the team with six tackles vs. Oklahoma State, including a career high in unassisted tackles (4)
- ✓ Tied career highs in total tackles (6) and TFL (1.5) vs. Oklahoma State
- ✓ Set a career high with three solo tackles against Maryland
- ✓ Recorded his first tackle for loss against Georgia State, posting a career-high 1.5 TFLs
- ✓ Tied career high in assisted (5) and total tackles (6) against William & Mary





Shaq Rowell

2012 (r-Jr.)

- ✓ Played in all 13 games and started 12 contests at nose tackle
- ✓ Finished with 42 total tackles, including 18 solo stops, two tackles for loss and two pass breakups
- ✓ Established career highs in total tackles (6) and assisted tackles (5) versus Syracuse
- ✓ At Iowa State, tied a career high with two solo tackles and had five total tackles
- ✓ Tied or set career highs in solo stops (2) and tackles for loss (1) against Oklahoma; also had five total tackles
- ✓ At Texas, collected four total tackles and assisted on a tackle for loss
- ✓ Recorded four tackles, including two solo stops, against Maryland
- ✓ Had three total tackles and assisted on a tackle for loss versus James Madison
- ✓ Made first start of his career and had two tackles versus Marshall

2011 (r-So.)

- ✓ Played in 10 games as a backup defensive tackle

Junior College

- ✓ Coached by Scott Strohmeier at Iowa Western CC
- ✓ Helped lead Iowa Western to a 9-2 record, the Midwest Collegiate Conference Championship, an appearance in the national semifinals and a No. 11 final national ranking
- ✓ Finished 2010 with 32 tackles, eight tackles for loss, two sacks and one forced fumble in 10 games

High School

- ✓ Attended Glenville High, where he was all state, all-region and all-district
- ✓ Played in the Big 33 game between Ohio and Pennsylvania

Personal


- ✓ Birthday is Jan. 7
- ✓ Son of Raymonda Rowell
- ✓ Will graduate with a bachelor's degree in sociology and anthropology in August 2014

Rowell's Defensive Statistics

Year	GP/GS	T/A/TT	TFL	Sacks	Int.	PBU	FF	FR
2013	12/12	22/25/47	4/7	0	0	0	0	0
2012	13/12	18/24/42	2/4	0	0	2	0	0
2011	10/0	2/6/8	0	0	0	0	0	0
Totals	35/24	20/30/50	2/4	0	0	2	0	0

3 Charles Sims

*RB, 6-0, 213, r-Sr.
Houston, Texas*



- ✓ Transferred to West Virginia in July for final year of eligibility
- ✓ Graduated in May 2013 with a bachelor's degree in health from Houston

2013 (r-Sr.)

- ✓ 2013 Big 12 Conference Newcomer of the Year (coaches)
- ✓ 2013 Big 12 Conference Newcomer of the Year (broadcasters)
- ✓ All-Big 12 Conference First Team (coaches)
- ✓ All-Big 12 Conference First Team (AP)
- ✓ Tallied 1,095 rushing yards in 2013 and became WVU's first 1,000-yard rusher since 2009
- ✓ Ranked No. 2 in the Big 12, No. 33 nationally, in all-purpose yards, and No. 13 in the Big 12 in total offense

- ✓ Ranked No. 3 in the Big 12 Conference and No. 32 nationally in rushing yards
- ✓ Ranked No. 3 in the Big 12, No. 39 nationally, in rushing yards per game
- ✓ Ranked No. 13 in the Big 12 in catches per game and No. 28 in receiving yards
- ✓ Gained 149 rushing yards on a season-high 24 attempts against Iowa State; mark put him over 1,000 yards rushing for the season
- ✓ Performance against ISU included two rushing touchdowns, including a 76-yard score, WVU's longest play from scrimmage
- ✓ Gained a team-best 128 all-purpose yards at Kansas, finishing with a rushing and receiving touchdown
- ✓ Recorded a career-high three rushing touchdowns and gained 93 yards on 24 rushes against Texas
- ✓ Excellent in TCU win, gaining a season-best 154 yards on a season-high 24 attempts, his third 100-yard rushing game of the year
- ✓ His 154-yard rushing game was the most ground yards ever against a Gary Patterson TCU defense
- ✓ Day at TCU included a 31-yard rushing TD and a 13-yard TD catch; first Mountaineer to run for and catch a TD since Tavon Austin at Rutgers (10/29/11)

- ✓ Led the team in rushing and receiving at Kansas State, 43 yards on the ground and seven catches for 54 yards.
- ✓ Caught his first TD in a Mountaineer uniform with a four-yard score vs. Texas Tech; also tallied 77 yards on the ground
- ✓ Scored on a season-long run of 39-yards at Baylor; finished with a team-best 92 yards rushing
- ✓ Big 12 Co-Offensive Player of the Week (9/30)
- ✓ WVU's top receiver vs. OSU, grabbing five passes for 82 yards, including a career long of 38
- ✓ Also produced on ground vs. OSU, netting a game-best 60 yards and one touchdown; finished with 157 all-purpose yards
- ✓ Caught a game- and season-best eight receptions against Maryland for a team-best 33 yards
- ✓ Ran for a team-best 116 yards on 18 carries vs. Georgia State, including a TD run of 32 yards
- ✓ Finished with 11 carries for 57 yards at Oklahoma, an average of 5.2 yards per carry; also had two catches for 26 yards



Charles Sims

- ✓ Memorable in Mountaineer debut, earning a game-best 120 yards rushing on 23 carries; day included an 11-yard touchdown run on the team's first drive

Houston

2012 (r-Jr.):

- ✓ All-Conference USA Second Team
- ✓ Led Houston with 851 rushing yards and 11 rushing TDs
- ✓ Finished with 37 receptions for 373 yards and three TDs
- ✓ Third in Conference USA in rushing yards per game, scoring and second in all-purpose yards
- ✓ Had four 100-yard rushing games and one 100-yard receiving game
- ✓ Rushed for a career-best 210 yards against North Texas
- ✓ Had multiple rushing touchdowns in four games
- ✓ Pulled in a career-best 11 receptions vs. Louisiana Tech

2011 (r-So.):

- ✓ All-Conference USA First Team
- ✓ Led Houston with 821 yards rushing on just 110 carries and scored nine TDs
- ✓ Ranked fourth on the club with 1,396 all-purpose yards
- ✓ Made 51 catches for 575 yards and four TDs
- ✓ Broke a 58-year-old school record at Tulane, averaging 20.7 yards per rush on 10 carries for 207 yards and two scores
- ✓ Topped 100 yards on the ground twice

2010 (So.):

- ✓ Redshirted.

2009 (Fr.):

- ✓ Conference USA Freshman of the Year
- ✓ Team leader with 698 rushing yards and nine touchdowns
- ✓ Finished with 128 yards and a touchdown against Northwestern State in debut, sixth UH player to finish with 100 or more yards in his debut
- ✓ Added 70 catches for 759 yards

High School:

- ✓ Played for coach Keith Magee at Westbury High
- ✓ Member of the Houston Chronicle Top 100
- ✓ Named District 21-4A MVP and First Team All-District
- ✓ Selected TSWA Third Team All-State running back



Personal:

- ✓ Birthday is Sept. 19
- ✓ Son of Dinetta Oliver
- ✓ Attended graduate school at WVU

Sims' Rushing Statistics

Year	Games	Att.	Yards	Avg.	TD	Long
2013	12/12	208	1,095	5.3	11	76
*2012	9/9	142	851	6.0	11	53
*2011	13/9	110	821	7.5	9	72
*2009	14/9	132	698	5.3	9	31
Totals	48/39	592	3,465	5.9	40	76

Sims' Receiving Statistics

Year	Game	No.	Yards	Avg.	TD	Long
2013	12/12	45	401	8.9	3	38
*2012	9/9	37	373	10.1	3	49
*2011	13/9	51	575	11.3	4	84
*2009	14/9	70	759	10.8	1	58
Totals	48/39	203	2,108	10.4	11	84

* - At Houston

WEST VIRGINIA



Season
Reviews
and
Statistical
Totals
2010-13

2010 Season Review

The West Virginia football program has shown consistency during Bill Stewart's head coaching tenure.

In 2010, the Mountaineers finished with a third straight nine-win season and posted a 5-2 mark in the BIG EAST.

However, Connecticut, Pitt and West Virginia finished with identical league marks and each claimed a piece of the league title.

That marked the sixth conference title won by West Virginia, most by any school in the league.

WVU earned its ninth straight bowl invitation, making a trip to the Champs Sports Bowl against NC State in Orlando, Fla.

West Virginia's nine victories came against Coastal Carolina, Marshall, Maryland, UNLV, USF, Cincinnati, Louisville, Pitt and Rutgers.

When summing up the Mountaineers' 2010 campaign success, it can be attributed to two things: the arm and leadership of sophomore quarterback Geno Smith and a physical, hard-nosed defense.

Smith, the third different starting WVU quarterback in as many years, threw for almost 2,800 yards, completed almost 65 percent of his passes and tossed 24 touchdown strikes.

He was second in single-season pass completions and touchdown passes and fourth in total offense. His 24 touchdowns marked the third time in school history that a passer threw for 20 or more touchdowns in a season.

Senior running back Noel Devine finished his outstanding career as the school leader in all-purpose yardage (5,761), No. 3 in career rushing yards (4,315) and 31 total touchdowns.

Senior wide receiver Jock Sanders finished as the school's career reception leader with 206 catches for 1,980 yards and 14 touchdowns.

The defense was the only one in the nation to not give up more than 23 points in a single game the entire season.

It held its opponents to 13.5 points a game, third-best nationally and was third in total defense, giving up an average of 261.1 yards per game.

The Mountaineers were No. 2 nationally in rushing defense (86.5) and No. 11 in pass defense (174.6).

WVU was second in the nation in third-down

efficiency defense and sacks (45), No. 6 in most amount of three-and-outs and No. 26 in tackles for loss.

Eleven players were named to the all-BIG EAST teams, led by first-teamers defensive lineman Chris Neild, cornerback Keith Tandy and safety Robert Sands.

Five All-America honors were given to Mountaineer players, led by Sands, who was named a first-teamer by The Sporting News. Tandy was named a second team member on one team and a third-teamer on another, and Neild was named a third team honoree.

Devine, Sidney Glover, Brandon Hogan, Neild, Sanders and J.T. Thomas were invited to senior all-star games and Devine, Hogan, Neild, Sands, Sanders and Thomas also were invited to attend the NFL Scouting Combine.

Defensive coordinator Jeff Casteel was named the BIG EAST defensive coordinator of the year by rivals.com, coach Bill Kirelawich was named national defensive line coach of the year by FootballScoop and Mike Kerin was



named the football operations director of the year by FootballScoop.

West Virginia opened its season with three straight wins over Coastal Carolina (31-0), at Marshall (24-21 OT) and against Maryland (31-17).

WVU's shutout of the Chanticleers was the first blanking of an opponent since Cincinnati in 2005.

In his first career start, Smith completed 20-of-27 for 216 yards and two touchdowns. Devine ran for 111 yards and a touchdown and Sanders finished with eight catches for 71 yards and a touchdown to lead the team offensively.

In his first career start, Terence Garvin led WVU with 10 tackles, and Sands collected 1.5 tackles for loss.

Game two saw the Mountaineers hit the road for the annual "Friends of Coal Bowl" against in-state opponent Marshall.

The Thundering Herd shut down the Mountaineers for the first three quarters. With its back against the wall down 21-6 at the beginning of the fourth quarter, Smith led West Virginia on a comeback for the ages.

The Herd had first and goal at the WVU six-yard line and was ready to put the final nail in the coffin, when Jorge Wright forced Marshall running back Tron Martinez to fumble.

West Virginia began its comeback with 8:28 left in the game, driving 96 yards in nine plays to cut the Thundering Herd lead to eight, 21-13, with 5:12 remaining.


After the defense held Marshall again, the offense started its final drive on the two-yard line and 3:09 left in the game.

Fifteen plays later, including a fourth down conversion, Smith found tight end Will Johnson running along the back of the end zone for the tying touchdown. Sanders caught the game-tying two-point conversion to knot the game at 21-21 and send it into overtime.

Tyler Bitancurt hit a 20-yard field goal, and Marshall kicker Tyler Warner missed a 39-yard field goal to give WVU the victory.

Smith completed 32-of-45 passes for 316 yards and a touchdown, Devine ran for 112 yards and a touchdown and had 10 catches for 62 yards. Linebacker Najee Goode led WVU with 10 tackles, including two for loss.

The annual border war between Maryland and West Virginia didn't disappoint the home faithful as the Mountaineers came out early and



left no doubt.

Smith completed 19-of-29 passes for 268 yards and four touchdowns, Devine ran for 131 yards and Tavon Austin finished with seven catches for 106 yards and two touchdowns to lead the WVU offense. Stedman Bailey finished with four catches for 60 yards, including two touchdowns.

The defense had a stellar effort against the Terps, holding their ground game to minus-10 yards and the offense to 227 total yards. The Mountaineers collected eight sacks, nine tackles for loss, two forced fumbles and four pass breakups.

Newcomer Bruce Irvin led the WVU defense with three sacks, and Scooter Berry finished with two. Anthony Leonard led with eight tackles.

WVU returned to the road to face LSU, one of the top teams in the Southeastern Conference and the nation.

The Mountaineer defense grabbed two interceptions and held the Tigers to 230 total yards, including 80 passing yards,

The West Virginia football program has shown consistency during Bill Stewart's head coaching tenure.

In 2010, the Mountaineers finished with a third straight nine-win season and posted a 5-2 mark in the BIG EAST.

However, Connecticut, Pitt and West Virginia finished with identical league marks and each claimed a piece of the league title.

That marked the sixth conference title won by West Virginia, most by any school in the league.

WVU earned its ninth straight bowl invitation, making a trip to the Champs Sports Bowl against NC State in Orlando, Fla.

West Virginia's nine victories came against Coastal Carolina, Marshall, Maryland, UNLV, USF, Cincinnati, Louisville, Pitt and Rutgers.

When summing up the Mountaineers' 2010 campaign success, it can be attributed to two things: the arm and leadership of sophomore quarterback Geno Smith and a physical, hard-nosed defense.

Smith, the third different starting WVU quarterback in as many years, threw for almost

2,800 yards, completed almost 65 percent of his passes and tossed 24 touchdown strikes.

He was second in single-season pass completions and touchdown passes and fourth in total offense. His 24 touchdowns marked the third time in school history that a passer threw for 20 or more touchdowns in a season.

Senior running back Noel Devine finished his outstanding career as the school leader in all-purpose yardage (5,761), No. 3 in career rushing yards (4,315) and 31 total touchdowns.

Senior wide receiver Jock Sanders finished as the school's career reception leader with 206 catches for 1,980 yards and 14 touchdowns.

The defense was the only one in the nation to not give up more than 23 points in a single game the entire season.

It held its opponents to 13.5 points a game, third-best nationally and was third in total defense, giving up an average of 261.1 yards per game.

The Mountaineers were No. 2 nationally in rushing defense (86.5) and No. 11 in pass defense (174.6).

WVU was second in the nation in third-down efficiency defense and sacks (45), No. 6 in most amount of three-and-outs and No. 26 in tackles for loss.

Eleven players were named to the all-BIG EAST teams, led by first-teamers defensive lineman Chris Neild, cornerback Keith Tandy and safety Robert Sands.

Five All-America honors were given to Mountaineer players, led by Sands, who was named a first-teamer by The Sporting News. Tandy was named a second team member on one team and a third-teamer on another, and Neild was named a third team honoree.

Devine, Sidney Glover, Brandon Hogan, Neild, Sanders and J.T. Thomas were invited to senior all-star games and Devine, Hogan, Neild, Sands, Sanders and Thomas also were invited to attend the NFL Scouting Combine.

Defensive coordinator Jeff Casteel was named the BIG EAST defensive coordinator of the year by rivals.com, coach Bill Kirelawich was named national defensive line coach of the year by FootballScoop and Mike Kerin was named the football operations director of the year by FootballScoop.

West Virginia opened its season with three straight wins over Coastal Carolina (31-0), at Marshall (24-21 OT) and against Maryland (31-





17).

WVU's shutout of the Chanticleers was the first blanking of an opponent since Cincinnati in 2005.

In his first career start, Smith completed 20-of-27 for 216 yards and two touchdowns. Devine ran for 111 yards and a touchdown and Sanders finished with eight catches for 71 yards and a touchdown to lead the team offensively.

In his first career start, Terence Garvin led WVU with 10 tackles, and Sands collected 1.5 tackles for loss.

Game two saw the Mountaineers hit the road for the annual "Friends of Coal Bowl" against in-state opponent Marshall.

The Thundering Herd shut down the Mountaineers for the first three quarters. With its back against the wall down 21-6 at the beginning of the fourth quarter, Smith led West Virginia on a comeback for the ages.

The Herd had first and goal at the WVU six-yard line and was ready to put the final nail in the coffin, when Jorge Wright forced Marshall running back Tron Martinez to fumble.

West Virginia began its comeback with 8:28 left in the game, driving 96 yards in nine plays to cut the Thundering Herd lead to eight, 21-13, with 5:12 remaining.

After the defense held Marshall again, the offense started its final drive on the two-yard line and 3:09 left in the game.

Fifteen plays later, including a fourth down conversion, Smith found tight end Will Johnson running along the back of the end zone for the tying touchdown. Sanders caught the game-tying two-point conversion to knot the game at 21-21 and send it into overtime.

Tyler Bitancurt hit a 20-yard field goal, and Marshall kicker Tyler Warner missed a 39-yard field goal to give WVU the victory.

Smith completed 32-of-45 passes for 316 yards and a touchdown, Devine ran for 112 yards and a touchdown and had 10 catches for 62 yards. Linebacker Najee Goode led WVU with 10 tackles, including two for loss.

The annual border war between Maryland and West Virginia didn't disappoint the home faithful as the Mountaineers came out early and left no doubt.

Smith completed 19-of-29 passes for 268 yards and four touchdowns, Devine ran for 131 yards and Tavon Austin finished with seven catches for 106 yards and two touchdowns to lead the WVU offense. Stedman Bailey finished with four catches for 60 yards, including two touchdowns.

The defense had a stellar effort against the Terps, holding their ground game to minus-10 yards and the offense to 227 total yards. The Mountaineers collected eight sacks, nine tackles for loss, two forced fumbles and four pass breakups.

Newcomer Bruce Irvin led the WVU defense with three sacks, and Scooter Berry finished with two. Anthony Leonard led with eight tackles.

WVU returned to the road to face LSU, one of the top teams in the Southeastern Conference and the nation.

The Mountaineer defense grabbed two interceptions and held the Tigers to 230 total yards, including 80 passing yards,

A big blow to the offense came early in the game when Devine was hit out of bounds, sustaining a toe injury that he didn't recover from until late in the season.

Down 17-0 midway through the second



Doug Rigg

The West Virginia football program has shown consistency during Bill Stewart's head coaching tenure.

In 2010, the Mountaineers finished with a third straight nine-win season and posted a 5-2 mark in the BIG EAST.

However, Connecticut, Pitt and West Virginia finished with identical league marks and each claimed a piece of the league title.

That marked the sixth conference title won by West Virginia, most by any school in the league.

WVU earned its ninth straight bowl invitation, making a trip to the Champs Sports Bowl against NC State in Orlando, Fla.

West Virginia's nine victories came against Coastal Carolina, Marshall, Maryland, UNLV, USF, Cincinnati, Louisville, Pitt and Rutgers.

When summing up the Mountaineers' 2010 campaign success, it can be attributed to two things: the arm and leadership of sophomore quarterback Geno Smith and a physical, hard-nosed defense.

Smith, the third different starting WVU

quarterback in as many years, threw for almost 2,800 yards, completed almost 65 percent of his passes and tossed 24 touchdown strikes.

He was second in single-season pass completions and touchdown passes and fourth in total offense. His 24 touchdowns marked the third time in school history that a passer threw for 20 or more touchdowns in a season.

Senior running back Noel Devine finished his outstanding career as the school leader in all-purpose yardage (5,761), No. 3 in career rushing yards (4,315) and 31 total touchdowns.

Senior wide receiver Jock Sanders finished as the school's career reception leader with 206 catches for 1,980 yards and 14 touchdowns.

The defense was the only one in the nation to not give up more than 23 points in a single game the entire season.

It held its opponents to 13.5 points a game, third-best nationally and was third in total defense, giving up an average of 261.1 yards per game.

The Mountaineers were No. 2 nationally in



Tyler Anderson

rushing defense (86.5) and No. 11 in pass defense (174.6).

WVU was second in the nation in third-down efficiency defense and sacks (45), No. 6 in most amount of three-and-outs and No. 26 in tackles for loss.

Eleven players were named to the all-BIG EAST teams, led by first-teamers defensive lineman Chris Neild, cornerback Keith Tandy and safety Robert Sands.

Five All-America honors were given to Mountaineer players, led by Sands, who was named a first-teamer by The Sporting News. Tandy was named a second team member on one team and a third-teamer on another, and Neild was named a third team honoree.

Devine, Sidney Glover, Brandon Hogan, Neild, Sanders and J.T. Thomas were invited to senior all-star games and Devine, Hogan, Neild, Sands, Sanders and Thomas also were invited to attend the NFL Scouting Combine.

Defensive coordinator Jeff Casteel was named the BIG EAST defensive coordinator of the year by rivals.com, coach Bill Kirelawich was named national defensive line coach of the year by FootballScoop and Mike Kerin was named the football operations director of the year by FootballScoop.

West Virginia opened its season with three straight wins over Coastal Carolina (31-0), at Marshall (24-21 OT) and against Maryland (31-17).

WVU's shutout of the Chanticleers was the first blanking of an opponent since Cincinnati in 2005.

In his first career start, Smith completed 20-of-27 for 216 yards and two touchdowns. Devine ran for 111 yards and a touchdown and Sanders finished with eight catches for 71 yards and a touchdown to lead the team offensively.

In his first career start, Terence Garvin led WVU with 10 tackles, and Sands collected 1.5 tackles for loss.

Game two saw the Mountaineers hit the road for the annual "Friends of Coal Bowl" against in-state opponent Marshall.

The Thundering Herd shut down the Mountaineers for the first three quarters. With its back against the wall down 21-6 at the beginning of the fourth quarter, Smith led West Virginia on a comeback for the ages.

The Herd had first and goal at the WVU six-yard line and was ready to put the final nail in



the coffin, when Jorge Wright forced Marshall running back Tron Martinez to fumble.

West Virginia began its comeback with 8:28 left in the game, driving 96 yards in nine plays to cut the Thundering Herd lead to eight, 21-13, with 5:12 remaining.

After the defense held Marshall again, the offense started its final drive on the two-yard line and 3:09 left in the game.

Fifteen plays later, including a fourth down conversion, Smith found tight end Will Johnson running along the back of the end zone for the tying touchdown. Sanders caught the game-tying two-point conversion to knot the game at 21-21 and send it into overtime.

Tyler Bitancurt hit a 20-yard field goal, and Marshall kicker Tyler Warner missed a 39-yard field goal to give WVU the victory.

Smith completed 32-of-45 passes for 316 yards and a touchdown, Devine ran for 112 yards and a touchdown and had 10 catches for 62 yards. Linebacker Najee Goode led WVU with 10 tackles, including two for loss.

The annual border war between Maryland

The West Virginia football program has shown consistency during Bill Stewart's head coaching tenure.

In 2010, the Mountaineers finished with a third straight nine-win season and posted a 5-2 mark in the BIG EAST.

However, Connecticut, Pitt and West Virginia finished with identical league marks and each claimed a piece of the league title.

That marked the sixth conference title won by West Virginia, most by any school in the league.

WVU earned its ninth straight bowl invitation, making a trip to the Champs Sports Bowl against NC State in Orlando, Fla.

West Virginia's nine victories came against Coastal Carolina, Marshall, Maryland, UNLV, USF, Cincinnati, Louisville, Pitt and Rutgers.

When summing up the Mountaineers' 2010 campaign success, it can be attributed to two things: the arm and leadership of sophomore quarterback Geno Smith and a physical, hard-nosed defense.

Smith, the third different starting WVU quarterback in as many years, threw for almost 2,800 yards, completed almost 65 percent of his passes and tossed 24 touchdown strikes.

He was second in single-season pass completions and touchdown passes and fourth

in total offense. His 24 touchdowns marked the third time in school history that a passer threw for 20 or more touchdowns in a season.

Senior running back Noel Devine finished his outstanding career as the school leader in all-purpose yardage (5,761), No. 3 in career rushing yards (4,315) and 31 total touchdowns.

Senior wide receiver Jock Sanders finished as the school's career reception leader with 206 catches for 1,980 yards and 14 touchdowns.

The defense was the only one in the nation to not give up more than 23 points in a single game the entire season.

It held its opponents to 13.5 points a game, third-best nationally and was third in total defense, giving up an average of 261.1 yards per game.

The Mountaineers were No. 2 nationally in rushing defense (86.5) and No. 11 in pass defense (174.6).

WVU was second in the nation in third-down efficiency defense and sacks (45), No. 6 in most amount of three-and-outs and No. 26 in tackles for loss.

Eleven players were named to the all-BIG EAST teams, led by first-teamers defensive lineman Chris Neild, cornerback Keith Tandy and safety Robert Sands.

Five All-America honors were given to



2010 Statistical Totals

Date	Opponent	Result	Score	Attend.
S4	Coastal Carolina	W	31-0	57,862
S10	at Marshall	W (OT)	24-21	41,382
S18	Maryland	W	31-17	60,122
S25	at (15) LSU	L	14-20	92,575
O9	UNLV	W	49-10	58,234
O14	*USF	W	20-6	54,955
O23	*Syracuse	L	14-19	58,122
O29	*at Connecticut	L (OT)	13-16	40,000
N13	*Cincinnati	W	37-10	56,593
N20	*at Louisville	W	17-10	51,772
N26	*at Pitt	W	35-10	60,562
D4	*Rutgers	W	35-14	48,386
D28	vs. NC State	L	7-23	48,962

* - BIG EAST Conference Game
 ^ - Champs Sports Bowl, Orlando, Fla.

Team Statistics	WVU	OPP
SCORING	327	176
Points Per Game	25.2	13.5
FIRST DOWNS	260	178
Rushing.....	126	65
Passing.....	110	98
Penalty.....	24	15
RUSHING YARDAGE	2,076	1,124
Yards gained rushing.....	2,481	1,537
Yards lost rushing	405	413
Rushing Attempts.....	526	410
Average Per Rush	3.9	2.7
Average Per Game	159.7	86.5
TDs Rushing.....	18	3
PASSING YARDAGE	2,769	2,270
Comp./Att./Int.....	245/382/8	228/393/12
Average Per Pass.....	7.2	5.8
Average Per Catch	11.3	10.0
Average Per Game	213.0	174.6
TDs Passing	24	12
TOTAL OFFENSE	4,845	3,394
Total Plays	908	803
Average Per Play	5.3	4.2
Average Per Game	372.7	261.1
KICK RETURNS: No./Yards	42/805	55/1,140
PUNT RETURNS: No./Yards	22/185	18/156
INT RETURNS: No./Yards	12/204	8/173
KICK RETURN AVERAGE	19.2	20.7
PUNT RETURN AVERAGE	8.4	8.7
INT RETURN AVERAGE	17.0	21.6
FUMBLES/LOST	30/20	25/11
PENALTIES/Yards	62/528	79/752
Average Per Game	40.6	57.8
PUNTS/Yards	67/2,802	84/3,531
Average Per Punt	41.8	42.0
Net punt average	37.7	38.6
TIME OF POSSESSION/Game	30:44	29:16
3RD-DOWN Conversions	89/199	49/186
3rd-Down Pct.....	45%	26%
4TH-DOWN Conversions	8/15	10/20
4th-Down Pct.....	53%	50%
SACKS BY/Yards	45-260	27/199
MISC YARDS	0	20
TOUCHDOWNS SCORED	42	17
FIELD GOALS/ATTEMPTS	10/17	19/23
ON-SIDE KICKS	0/0	0/1
RED-ZONE SCORES	(40/53) 75%	(19/25) 76%
RED-ZONE TDs	(31/53) 58%	(8/25) 32%
PAT-ATTEMPTS	(41/41) 100%	(17/17) 100%
ATTENDANCE	394,274	286,291
Games/Avg. Per Game.....	7/56,325	5/57,258
Neutral Site Games	1/48,962	

Scoring By Quarters

	1 st	2 nd	3 rd	4 th	OT	Total
West Virginia	114	82	75	53	3	327
Opponents	41	52	43	37	3	176

Rushing	GP	Att.	Net	Avg.	TD	Long
Devine, Noel.....	13	208	934	4.5	6	50
Clarke, Ryan.....	13	80	291	3.6	8	23
Alston, Shawne.....	13	56	248	4.4	0	23
Smith, Geno.....	13	106	217	2.0	0	29
Austin, Tavon.....	13	16	161	10.1	1	46
Sanders, Jock.....	13	14	92	6.6	1	31
Starks, Brad.....	13	1	53	53.0	1	53
Lindamood, Matt.....	13	15	49	3.3	1	8
Johnson, Trey.....	5	15	42	2.8	0	9
Hargrett, Daquan.....	10	3	14	4.7	0	10
Brunetti, Barry.....	4	1	4	4.0	0	4
McCartney, Ivan.....	12	1	2	2.0	0	2
Team.....	13	10	-31	-3.1	0	0
Total	13	526	2,076	3.9	18	53
Opponents	13	410	1,124	2.7	3	55

Passing	Cmp.-Att.-Int.	Pct.	Yards	TD	Long
Smith, Geno.....	241-372-7	64.8	2,763	24	71
Brunetti, Barry.....	4-9-0	44.4	6	0	6
Sanders, Jock.....	0-1-1	0.0	0	0	0
Total	245-382-8	64.1	2,769	24	71
Opponents	228-393-12	58.0	2,270	12	96

Total Offense	Plays	Rush/Pass	Total	Avg.
Smith, Geno.....	478	217/2763	2980	229.2
Devine, Noel.....	208	934/0	934	71.8
Clarke, Ryan.....	80	291/0	291	22.4
Alston, Shawne.....	56	248/0	248	19.1
Austin, Tavon.....	16	161/0	161	12.4
Sanders, Jock.....	15	92/0	92	7.1
Starks, Brad.....	1	53/0	53	4.1
Lindamood, Matt.....	15	49/0	49	3.8
Johnson, Trey.....	15	42/0	42	8.4
Hargrett, Daquan.....	3	14/0	14	1.4
Brunetti, Barry.....	10	4/6	10	2.5
McCartney, Ivan.....	1	2/0	2	0.2
Team.....	10	-31/0	-31	-2.4
Total	908	2,076/2,769	4,845	372.7
Opponents	803	1,124/2,270	3,394	261.1

Receiving	No.	Yards	Avg.	TD	Long
Sanders, Jock.....	69	728	10.6	4	48
Austin, Tavon.....	58	787	13.6	8	71
Devine, Noel.....	34	258	7.6	1	48
Bailey, Stedman.....	24	317	13.2	4	32
Starks, Brad.....	19	317	16.7	4	48
Woods, J.D.....	18	205	11.4	1	21
Johnson, Will.....	9	107	11.9	2	37
Alston, Shawne.....	4	8	2.0	0	9
Urban, Tyler.....	3	7	2.3	0	4
Clarke, Ryan.....	2	16	8.0	0	9
White, Coley.....	2	3	1.5	0	5
Johnson, Trey.....	1	6	6.0	0	6
Lindamood, Matt.....	1	6	6.0	0	6
McCartney, Ivan.....	1	4	4.0	0	4
Total	245	2,769	11.3	24	71
Opponents	228	2,270	10.0	12	96

Punt Returns	No.	Yds	Avg	TD	Long
Hogan, Brandon	12	93	7.8	0	18
Sanders, Jock	8	86	10.8	0	66
Bell, Travis	1	0	0.0	0	0
Woods, J.D.	1	6	6.0	0	6
Total	22	185	8.4	0	66
Opponents	18	156	8.7	1	60

Field Goals	Att.	Pct.	20-29	30-39	40-49	Lg	Blk
Bitancurt, Tyler	10-17	58.8	5-6	3-4	2-7	43	4

FG SEQUENCE	West Virginia	Opponents
Coastal Carolina	(21)	47,42
Marshall	(34),(33), 45,(20)	39
Maryland	(23)	(35)
LSU	28,48	(49),(23)
UNLV	-	(39)
USF	(27),(24)	(36),(47)
Syracuse	-	(28),(19), (33),(22)
Connecticut	(36),(42)	(39),(26), (27)
Cincinnati	-	(49)
LOUISVILLE	(43),41	(43)
PITT	-	(42)
RUTGERS	37	-
NC State	43,42	(45),(38), (40),27

Numbers in (parentheses) indicate field goal was made.

PUNTING	No.	Yds	Avg	Long	TB	FC	I20	Blkd
Pugnetti, Gregg	67	2,802	41.8	71	6	23	24	0
Total	67	2,802	41.8	71	6	23	24	0
Opponents	84	3,531	42.0	73	5	28	33	0

Scoring	TD	FG	Kick	PAT			Pts
				Rush	Rec	Pas	
Bitancurt, Tyler	0	10-17	41-41	0-0	0	0-0	71
Austin, Tavon	9	0-0	0-0	0-0	0	0-0	54
Clarke, Ryan	8	0-0	0-0	0-0	0	0-0	48
Devine, Noel	7	0-0	0-0	0-0	0	0-0	42
Sanders, Jock	5	0-0	0-0	0-0	1	0-0	32
Starks, Brad	5	0-0	0-0	0-0	0	0-0	30
Bailey, Stedman	4	0-0	0-0	0-0	0	0-0	24
Johnson, Will	2	0-0	0-0	0-0	0	0-0	12
Lindamood, Matt	1	0-0	0-0	0-0	0	0-0	6
Woods, J.D.	1	0-0	0-0	0-0	0	0-0	6
Team	0	0-0	0-0	0-0	0	0-0	2
Smith, Geno	0	0-0	0-0	0-0	0	1-1	0
Total	42	10-17	41-41	0-0	1	1-1	327
Opponents	17	19-23	17-17	0-0	0	0-0	176

Kick Returns	No.	Yds	Avg	TD	Long
Austin, Tavon	12	230	19.2	0	50
Sanders, Jock	12	299	24.9	0	60
Hogan, Brandon	6	133	22.2	0	28
Devine, Noel	4	62	15.5	0	25
Davis, Eddie	3	47	15.7	0	22
Clarke, Ryan	3	33	11.0	0	18
Johnson, Will	1	1	1.0	0	1
Alston, Shawne	1	0	0.0	0	0
Total	42	805	19.2	0	60
Opponents	55	1,140	20.7	0	55

Fumble Returns	No.	Yds	Avg	TD	Long
Garvin, Terrence	1	29	29.0	0	29
Thomas, J.T.	1	12	12.0	0	
Total	2	41	20.5	0	29
Opponents	2	10	5.0	1	7

Interceptions	No.	Yds	Avg	TD	Long
Tandy Keith	6	51	8.5	0	26
Hogan, Brandon	3	78	26.0	0	53
Smith, Eain	1	38	38.0	0	38
Sands, Robert	1	28	28.0	0	28
Bowser, Brantwon	1	4	4.0	0	4
Total	12	204	17.0	0	53
Opponents	8	173	21.6	0	53

All-Purpose	Rush/Rec	PR/KR/IR	Total	Avg.
Devine, Noel	934/258	0/62/0	1,254	96.5
Sanders, Jock	92/728	86/299/0	1,205	92.7
Austin, Tavon	161/787	0/230/0	1,178	90.6
Starks, Brad	53/317	0/0/0	370	28.5
Clarke, Ryan	291/16	0/33/0	340	26.2
Bailey, Stedman	0/317	0/0/0	317	24.4
Hogan, Brandon	0/0	93/133/78	304	27.6
Alston, Shawne	248/8	0/0/0	256	19.7
Smith, Geno	217/0	0/0/0	217	16.7
Woods, J.D.	0/205	6/0/0	211	16.2
Johnson, Will	0/107	0/1/0	108	8.3
Lindamood, Matt	49/6	0/0/0	55	4.2
Tandy, Keith	0/0	0/0/51	51	3.9
Johnson, Trey	42/6	0/0/0	48	9.6
Davis, Eddie	0/0	0/47/0	47	3.6
Smith, Eain	0/0	0/0/38	38	3.2
Sands Robert	0/0	0/0/28	28	2.2
Hargrett, Daquan	14/0	0/0/0	14	1.4
Urban, Tyler	0/7	0/0/0	7	0.6
McCartney, Ivan	2/4	0/0/0	6	0.5
Garvin, Terrence	0/0	0/0/5	5	0.4
Brunetti, Barry	4/0	0/0/0	4	1.0
Bowser, Brantwon	0/0	0/0/4	4	0.3
White, Coley	0/3	0/0/0	3	1.0
Team	-31/0	0/0/0	-31	-2.4
Total	2,076/2,769	185/805/204	6,039	464.5
Opponents	1,124/2,270	156/1,140/173	4,863	374.1

KICKOFFS	No.	Yds	Avg	TB	OB	Retn	Net YdLn
Smith, Corey	64	3,984	62.2	8	0		
Total	64	3,984	62.2	8	0	1,140	41.9 28
Opponents	47	2,849	60.6	3	2	805	42.2 27

Defense	GP	-----Tackles-----				--Sacks-- ----Pass Def.----			---Fumbles---		Blkd.	
		Solo	Ast.	Total	TFL/Yds	No./Yards	Int./Yards	BrUp.	Rcv./Yds.	FF	Kick	Saf.
28 Garvin, Terrence	13	41	35	76	4.5/17	1/8	0/5	4	2/29	1	0	0
30 Thomas, J.T.	13	36	37	73	7/28	2.5/12	0	4	2/12	2	0	0
45 Leonard, A.	13	42	28	70	6.5/17	1/9	0	3	0	1	0	0
4 Glover, Sidney	13	43	20	63	7/27	4/23	0	5	2/0	1	0	0
8 Tandy, Keith	13	38	19	57	2.0/3	0	6/51	11	0	1	0	0
97 Miller, Julian	13	28	26	54	14.0/47	9/33	0	3	0	1	0	0
2 Sands, Robert	13	34	19	53	6.5/35	1.5/7	1/28	0	0	1	0	0
52 Goode, Najee	13	26	21	47	8.5/35	3/18	0	4	0	1	0	0
22 Hogan, Brandon	11	25	12	37	0	0	3/78	6	1/0	1	0	0
90 Neild, Chris	13	17	18	35	4/15	3/12	0	0	0	0	0	0
93 Berry, Scooter	13	15	20	35	4.5/38	4/36	0	0	2/0	0	0	0
31 Lazear, Pat	10	14	11	25	1/5	1/5	0	1	0	0	0	0
24 Smith, Eain	12	15	8	23	1/9	1/9	1/38	2	0	0	0	0
11 Irvin, Bruce	13	18	3	21	14.0/88	14/88	0	1	0	2	0	0
6 Miller, Pat	13	14	6	20	1/4	0	0	4	0	0	0	0
23 Jenkins, Brodrick	13	17	1	18	0	0	0	2	0	0	0	0
47 Rigg, Doug	13	8	6	14	0.5/0	0	0	0	0	0	0	0
94 Taylor, Josh	11	3	10	13	0	0	0	0	0	1	0	0
18 Bowser, Brantwon	13	3	8	11	0	0	1/4	2	0	0	0	0
99 Wright, Jorge	12	3	7	10	1.5/4	0	0	0	0	1	0	0
25 Cook, Darwin	13	8	1	9	0	0	0	0	1/0	0	0	0
43 Vance, Casey	12	5	3	8	0	0	0	0	0	1	0	0
33 Dorsey, Mike	13	7	0	7	2/4	0	0	0	1/0	0	0	0
53 Anderson, Tyler	13	3	3	6	0	0	0	0	0	0	0	0
35 Smith, Lawrence	13	4	2	6	0	0	0	0	0	0	0	0
26 Bell, Travis	13	4	1	5	0	0	0	0	0	0	0	0
91 Lageman, J.B.	3	1	3	4	0.5/1	0	0	0	0	0	0	0
29 Hale, Trippe	12	3	1	4	0	0	0	0	0	0	0	0
10 Bailey, Stedman	13	3	1	4	0	0	0	0	0	1	0	0
44 Smith, Corey	13	2	1	3	0	0	0	0	0	0	0	0
17 Busick, Branko	2	1	2	3	0	0	0	0	0	0	0	0
6 Johnson, Will	13	1	2	3	0	0	0	0	0	0	0	0
3 Davis, Eddie	13	1	2	3	0	0	0	0	0	0	0	0
2 Starks, Brad	13	2	0	2	0	0	0	0	0	0	0	0
87 Nutter, Cody	13	0	2	2	0	0	0	0	0	0	0	0
81 Woods, J.D.	13	2	0	2	0	0	0	0	0	0	0	0
98 Clarke, Will	4	1	1	2	0.5/2	0	0	0	0	0	0	0
57 Braun, Jeff	13	1	1	2	0	0	0	0	0	0	0	0
32 Clarke, Ryan	13	1	0	1	0	0	0	0	0	0	0	0
1 Austin, Tavon	13	1	0	1	0	0	0	0	0	0	0	0
12 Smith, Geno	13	0	1	1	0	0	0	0	0	0	0	0
38 Lindamood, Matt	13	0	1	1	0	0	0	0	0	0	0	0
7 Devine, Noel	13	1	0	1	0	0	0	0	0	0	0	0
92 Ford, Larry	5	0	1	1	0	0	0	0	0	0	0	0
9 Sanders, Jock	13	1	0	1	0	0	0	0	0	0	0	0
78 Huffman, C.J.	1	0	1	1	0.5/1	0	0	0	0	0	0	0
TM Team	13	0	0	0	0	0	0	0	0	0	0	1
Total	13	493	345	838	87/380	45/260	12/204	52	11/41	16	0	1
Opponents	13	-	-	-	-	27/199	8/173	28	20/10	20	4	0

2011 Season Review

“Adversity doesn’t build character, it reveals it” – a statement that has been used numerous times to describe the manner in which victory is achieved against adverse conditions.

But never has a statement been more true about one group than it was about the 2011 West Virginia football program.

The Mountaineers were faced with a tremendous amount of adversity throughout the season. It presented itself early and often, in different ways and at the most inopportune times.

However, by season’s end, WVU overcame the adversity, and its character was revealed. The final result was filled with sunshine, oranges and championships.

Turn the clock back to the spring, a new offense had to be installed, and the defense had to replace eight starters off of one the school’s best units. Josh Jenkins, a two-year starter on the offensive line, suffered a knee injury during the spring game and was out for the season.

Dana Holgorsen, who was brought to Morgantown in December 2010, to serve as offensive coordinator for a year, before becoming the head coach, took over the top post six months earlier than planned.

Taking over the reins of the Mountaineer football program was thrust on him in early

June, at one of the worst times. He had to organize a plan for the season, along with the responsibility of trying to heal a torn-apart fan base in less than two months.

Not one to make excuses, Holgorsen took on the challenge. He spread his philosophy that no one person was bigger than the team; and through hard work, dedication, teamwork and fulfilling your responsibility on and off the field, the West Virginia football program will continue to achieve success.

The Mountaineers started the season with a promising 3-0 start, and once again, adversity showed itself in each of those games.

In the Marshall contest, lightning caused several long delays and finally forced the game to be called in the fourth quarter, giving the Mountaineers the 34-13 victory.

Geno Smith completed 26 passes to nine different receivers for 249 yards and two touchdowns. Najee Goode finished with a game-high seven tackles.

In the third quarter, West Virginia had just taken a 27-13 lead off of Tavon Austin’s 100-yard kickoff return, when the first delay occurred, halting play for three hours and three minutes. When play resumed, WVU held Marshall on three plays, and then marched down the field once again to increase its lead to 34-13. Lightning halted the game for a second





Darwin Cook

time, this time for one hour and 19 minutes, when the game was finally called at 10:24 p.m.

Norfolk State came to town for game two and showed that because they competed at the FCS level didn't mean they would be intimidated. The Spartans raced out to a 6-0 lead at the beginning of the second quarter and came back to hold a 12-10 lead at the half.

After a lackluster 143-yard halftime performance, West Virginia exploded in the second half for 45 points and 446 yards to win the game, 55-12. Smith had a stellar performance throwing for 371 yards and four touchdowns. Senior transfer Devon Brown collected 109 yards on four catches and Austin hauled in a team-high six passes for 82 yards and a touchdown. Ivan McCartney also finished with a score. Darwin Cook finished with a game-high 11 tackles, marking his first double-figure tackle performance of his career.

West Virginia travelled to Maryland for its first road test of the season in the annual border war. The Terps took the early 3-0 lead in the first quarter, before the Mountaineers ran off 24-straight points to take a commanding 24-3

lead in the second quarter. The highlight of the run was Terence Garvin's 37-yard interception return for a touchdown at the end of the first-quarter.

Even though Maryland came back with a touchdown with 2:32 left till the half, cutting its deficit to 14 points, WVU marched down the field and kicked a second field goal to stake a 17-point halftime lead.

Stedman Bailey caught a 34-yard touchdown pass from Smith to open the third quarter, giving WVU a 24-point lead and looked like it was going to cruise to an easy win. The Terps had other ideas as it ran off three straight touchdowns to cut the Mountaineer lead to three points, 34-31, and completely take the momentum.

A 14-play drive, eating up 5:47 on the clock led to the third Bitancurt field goal to stem the tide and force Maryland to go the length of the field in order to win the game. The Terps started their drive with 4:36 left in the game drove to the WVU 36, before Eain Smith saved the game with a timely interception.

The Mountaineers were paced by a trio of wide receivers who went down in the WVU record book, marking the first time three receivers finished with 100 or more yards. Austin finished with 11 catches for 122 yards, Bailey had eight catches for 113 yards and a touchdown and McCartney had 101 yards on eight catches. Smith completed 36 passes for 388 yards and a touchdown.

Three WVU defensive players collected double-figure tackles, Goode with 13, Pat Miller with 11 and Keith Tandy with 10.

Attention then turned to No. 2-ranked LSU as it was the Tigers turn to come to town, and ESPN GameDay came to Morgantown for the first time, making the atmosphere even more electric. The excitement of the Mountaineer faithful was at an all-time high as the sellout crowd waited all week for the game to kickoff.

Unfortunately, adversity paid a visit once again, as WVU knew it was going to have to play a superb game to unseat the highly-ranked Tigers. The Mountaineers posted 241 yards of total offense in the first half but was down 20 points because of costly mistakes.

LSU missed a field goal to start the third quarter, then six plays later, West Virginia cut the Tigers' lead to 13, when Smith completed a

12-yard strike to Tyler Urban. After the Mountaineer defense held LSU for two more drives, the offense drove down the field, keyed by a 72-yard pass play from Smith to Austin. Four plays later, WVU pulled within six points of LSU, when Dustin Garrison rushed in from one-yard out, cutting the LSU lead to 27-21 and clearly taking the momentum.

The Tigers took the momentum right back, as Morris Clairborne took the ensuing kickoff and raced 99 yards to the end zone, pushing the LSU lead to 13 points at the end of the third quarter. LSU scored twice more to put the game out of reach and hand WVU its first loss of the season.

West Virginia put up 533 yards of total offense against the vaunted Tiger defense. Smith completed a school record 38-of-65 passes for 463 yards and two touchdowns. Austin collected 11 catches for 187 yards, and Bailey finished with eight receptions for 115 yards and a touchdown. Garrison, in his first real action of the season, finished with 10 carries for 46 yards and a touchdown. Linebackers Doug Rigg and Goode paced the WVU defense with nine and



eight tackles, respectively.

The Mountaineers responded to the loss with two home wins, 55-10, over Bowling Green, and opened BIG EAST play with a 43-16 win over Connecticut.

Against Bowling Green, Garrison put up a career and national season high rushing total of 291 yards and two touchdowns, and Shawne Alston, in his first action of the season after coming back from a neck injury, finished with two touchdowns. Smith threw for three scores, and Bailey finished with a school-record third straight 100-yard plus receiving performance of the season.

Jewone Snow, in his first career start, finished with a team-high nine tackles. Tandy collected a game-high two interceptions and had two pass breakups.

Against Connecticut, the Mountaineers held a slim 10-9 halftime lead, once again being held in check, fumbling once, punting twice and losing a possession on downs.

With West Virginia holding a one-point lead in the third quarter, UConn was driving deep in WVU territory, when Pat Miller forced quarterback Johnny McEntee to fumble the ball. The ball bounced to Snow, who rumbled down the field 83 yards to set up a Smith to Austin touchdown on the next play.

WVU put the game out of reach in the second half, outscoring the Huskies, 33-7, including a 23-0 advantage in the third quarter.

Smith put on a show, throwing for 450 yards and four touchdowns. Bailey added to his school record with his fourth 100-yard plus receiving effort, finishing with 178 yards on seven catches and scored two touchdowns. McCartney collected his career-high with 131 yards on six catches. Garrison ran for 80 yards and scored a touchdown.

The Mountaineer defense collected a season high five sacks, led by Bruce Irvin, who collected 1.5 for the game. Eain Smith and Cook led the team with eight tackles.

West Virginia travelled to Syracuse in week seven, looking to avenge last year's home loss to the Orange. In front of a national ESPN Friday night audience, the Mountaineers let adversity get the best of them on that night in a big way.

Syracuse came out the aggressor, blitzing the Mountaineers from the minute they got off



the bus. The Orange took an early 14-3 lead in the second quarter and looked like they were going to run away with it. The Mountaineers fought their way back, as Smith threw a pass down the sideline, and Bailey fought off a Syracuse defender to make the grab and run it into the end zone for the 64-yard score.

When it looked like the Mountaineers were gaining some momentum, Syracuse distanced themselves once again, when Dorian Graham took the ensuing kickoff and ran it 98 yards for a touchdown, giving them a 21-9 halftime lead.

The Mountaineers regrouped and scored out of halftime, cutting the Orange lead once again to five points, 21-16, on a one-yard run by Alston.

Three straight passing touchdowns from Ryan Nassib gave the Orange a 42-16 lead at the early part of the fourth quarter. WVU scored a late touchdown but dropped the game, by 26 points, 49-23, when the final horn sounded. Snow finished with a game-high eight tackles, including six solo stops.

Smith threw for 338 yards and two touchdowns, and Bailey ran his school-record 100-

yard plus receiving performances to five with his seven catch, 130 yard and one touchdown effort. Tandy and Eain Smith each contributed seven stops.

With its back against the wall and knowing it had to win to stay in the championship hunt, West Virginia hit the road for the second straight game to face a Rutgers squad that was hungry for a win against the Mountaineers.

Once again, as with each game so far, the Mountaineers faced adversity. A blizzard was spreading up the east coast with a wintry mix of freezing rain and snow that made the field conditions treacherous.

With those weather conditions, most would think that scoring would be at a premium. This game was like a track meet, both sides combining for 52 first half points.

Rutgers took the early 3-0 lead, before Alston broke through the line and like a bus with a set of winter treads, rumbled down the field for 52 yards to give WVU the 7-3 lead. Not to be outdone, the Scarlet Knights scored their first touchdown of the game three plays later to take a 10-7 lead. West Virginia gave its answer on the first play of the drive with Austin taking a reverse handoff 80 yards for a touchdown to give the Mountaineers a 14-10 advantage.

The scoring went back and forth once again with Rutgers' Mark Harrison making a 45-yard pass reception, before Alston rumbled in for a two-yard score, his second touchdown of the game, giving WVU a four-point lead, 21-17. Two Jawan Jamison touchdown runs gave the Scarlet Knights a 10-point halftime lead.

The Mountaineers fought adversity once again, outscoring Rutgers, 20-0 in the second half to win the game, 41-31. Smith's two touchdown passes to Bailey and Austin, and his first career rushing touchdown led WVU to the win.

Alston ran for a career-high 110 yards and two touchdowns, and Smith threw for 218 yards and two touchdowns. Cook collected his second double-figure tackle performance of his career with 11, Eain Smith and Snow each finished with eight tackles, Julian Miller had two fumble recoveries and Brodrick Jenkins had two interceptions in his first collegiate start.

West Virginia knew Louisville's visit was going to be a tough, hard-fought game, but was going to be a key contest for both teams in the conference championship battle.



The game started fast as both teams traded touchdowns three times to leave the game tied at 21-21 at the half. Mistakes were starting to cost West Virginia as a shanked punt with less than two minutes left in the first half gave Louisville field position that they took advantage of in tying the game.

The Mountaineers' mistakes continued throughout the third quarter with a missed field goal, a fumble that led to a Louisville field goal and a drive that ended on downs. Then WVU was attempting a 23-yard field goal at the beginning of the fourth quarter that was blocked and returned 82 yards for a touchdown to completely change the face of the game, giving the Cardinals a 10-point lead.

West Virginia once again fought adversity, stopping Louisville on its next drive and scoring with 8:53 left in the game on an Alston seven-yard run to pull within three points.

The Cardinals then sealed the game with a 13-play drive that ate up 7:11 on the clock and ended with a second Brown touchdown, giving Louisville a 10-point cushion once again with 1:42 left in the game. WVU scored a touchdown

with less than a minute left but it wasn't enough as Louisville won the game, 38-35.

Smith completed 31-of-44 passes for 410 yards and three touchdowns, and Bailey collected his sixth 100-yard receiving performance of the season, finishing with eight catches for 118 yards and two touchdowns. Austin had seven receptions for 90 yards and a touchdown, while Alston ran for two scores. Cook finished with a team-high 10 tackles, including six solo stops, and Bruce Irvin finished with two sacks and three tackles for loss.

It was down to a three-game season for WVU. The Mountaineers knew with two losses already that they had to run the table if they had any hopes of winning the league. Each game presented its own adversity that WVU had to overcome.

The Mountaineers travelled to Cincinnati for game 10. The Bearcats made their statement in their first drive, taking the early 7-0 lead in just three plays. Isaiah Peard burst through the line and ran 40 yards to the end zone. Four plays later, the Mountaineers answered with Smith once again finding one of his favorite targets, Bailey for a 59-yard scoring strike.

West Virginia controlled the second quarter, denting the scoreboard for 10 points to take a 17-7 halftime lead. Bitancurt nailed a 28-yard field goal, and Julian Miller recovered a Zach Collaros fumble in the end zone for a touchdown.

Cincinnati stormed back in the second half, scoring a touchdown at the end of the third quarter and one more at the beginning of the fourth to take a 21-17 lead with 13:20 left in the game.

Again the Mountaineers responded with a 12-play drive, taking a three-point lead, 24-21. Pass completions from Smith to Willie Milhouse of 24 yards, 13 to Bailey and 23 to Austin were the key plays in the drive to set up the one-yard Alston rush for the go-ahead score.

The Bearcats had one last drive with 2:01 left to pull out the win. Within three plays, Cincinnati was down to the WVU 21-yard line with a first down and things weren't looking good. The Mountaineer defense then responded, holding UC to seven yards on three plays and then sealed the win when Eain Smith shot up through the middle and blocked Tony Miliano's 31-yard field goal attempt with no time left.

Smith threw for 372 yards and a touchdown, Austin had a game-high nine catches for 126 yards and Bailey finished with 104 yards on six receptions and a touchdown. Goode had a team-high eight tackles, including five unassisted, three tackles for loss and a sack. Irvin finished with a sack, two tackles for loss, four solo tackles and forced a fumble. Julian Miller collected seven tackles, broke up a pass and recovered a fumble.

Pitt came to town for the annual Backyard Brawl and for Mountaineer senior night. Besides being a rivalry game, both teams had a lot riding on the outcome of the game.

WVU had its back against the wall from the start, giving up two touchdowns in the first quarter. The Mountaineers came back with a Smith to Bailey 63-yard pass play to cut the lead in half, only to give up another field goal to go into halftime down by 10 points.

The Panthers took advantage of a WVU fumble and added three points to their lead early in the second half, building a 13-point lead, 20-7. West Virginia responded on its next drive as Alston scored on an eight-yard run, cutting the



Pitt lead to six points.

Midway through the fourth quarter, the Mountaineers used an 11-play drive to eat up 83 yards to capture the lead with Alston barreling in from one-yard out to give WVU a slim 21-20 lead.

The Mountaineer defense dominated the Panther offense in their last two drives to seal the 21-20 victory. The Pitt offense was held to 23 yards on eight plays in the first drive, including a tackle for no gain by Julian Miller on second down and an Irvin sack of quarterback Tino Sunseri on third down. In their final drive, the Panthers were held to six yards on seven plays. The West Virginia defense sacked Sunseri the final three plays of the game, by Goode, Irvin and Julian Miller, forcing a fumble on the final play.

Smith completed 22-of-31 passes for 244 yards and a touchdown, Austin finished with 10 catches for 102 yards and Bailey finished with 80 yards on three catches and a touchdown. Garrison ran for 55 yards on 11 carries and Alston finished with 34 yards and two touchdowns. Garvin finished with a game-high 14 tackles, including nine unassisted, and Julian Miller collected 12 tackles, nine solo and tied the school record with four sacks. Irvin had two sacks, and Snow finished with one.

USF was all that stood between the Mountaineers and at least a share of the conference championship.

The Mountaineers took an early 10-0 lead midway through the second quarter after Pat Miller intercepted B.J. Daniels and returned it 52 yards for a touchdown. On its next drive, USF cut the WVU lead to three when a 20-yard pass from B.J. Daniels to Sterling Griffin that was ruled incomplete was overturned by the replay booth. A second field goal by WVU with 22 seconds left gave the Mountaineers a 13-7 halftime advantage.

West Virginia took a 10-point lead when Austin returned his second kickoff of the season 90 yards for a touchdown in the third quarter.

Then the momentum clearly swung in USF's favor as they scored 10 straight points to tie the game at 20-20. A USF field goal at the end of the third quarter and a Daniels rushing touchdown opened up the fourth quarter highlighted the Bulls scoring.

On the first play of West Virginia's next possession, JaQuez Jenkins stepped in front



of a Smith pass and returned the interception 24 yards for the go-ahead touchdown with just under 10 minutes left in the game.

The Mountaineers saw their chance of a BIG EAST title and the BCS bid withering away with that interception return. However, as they had done all season long, WVU fought the adversity beginning with its next drive. A fourth down completion to Bailey, then a fourth down personal foul penalty on USF before Garrison finished the drive with two straight runs for 21 yards, tying the game once again.

Then with 5:09 left in the game, USF started with outstanding field position after a 51-yard kickoff return. Three plays later, the Bulls had first down on the WVU 28-yard line and was looking like they were going to score the winning points.

Then luck struck for WVU as Goode stood Daniels up as he tried to run to the outside and forced him to fumble, giving the Mountaineers the ball back with three minutes left and the chance to win the game and the share of the championship.

Garrison rumbled for nine yards, then a completion to J.D. Woods for 10 more, then two more runs by Garrison for 3 and 10 yards. Then Smith was sacked followed by two incomplete passes. Next came the biggest play of the game as Smith found Bailey for 26 yards down to the 16 yard line with only seconds remaining. Bitancurt came on and calmly hit the game-winning field goal from 28 yards to give West

Virginia its second-straight BIG EAST championship, sixth since 2003 and seventh overall.

Two days later, Cincinnati defeated Connecticut to provide a three-way tie for the conference title. West Virginia won the tie breaker and was awarded the BCS bid to face the ACC Champion, Clemson, in the Orange Bowl.

As had been the case in West Virginia's other BCS bowl games, no one in the nation except the state of West Virginia and a small percentage of Mountaineer fans gave WVU the vote of confidence to pull off an upset win against Clemson.

And to add adversity to the mix once again, starting safety Terence Garvin, one of the team's top defensive players, hurt his knee in the USF game, had surgery and was out for the bowl game. Dustin Garrison, the team's starting running back, injured his knee during the first practice in Miami and was out for the bowl game.

The game started out like a track meet. Both team's traded touchdowns and Clemson added a field goal to take a three-point lead at the end of the first quarter, 17-14. Austin scored the second of his bowl record four receiving touchdowns to start off the second quarter, giving the Mountaineers a 21-17 lead.

Then the game-changing play of the season happened. With Clemson on the WVU goal line ready to retake the lead, Andre Ellington was going down at the one-yard line, when Rigg stripped the ball away. Cook saw the ball out,

picked it up and raced down the field 99 yards for a touchdown, giving WVU a 28-17 lead.

That was a knockout punch to the head in the title fight, as the Mountaineer offense exploded from there en-route to a 70-33 victory, setting the all-time bowl record for points in a game.

West Virginia tied or set 18 WVU individual or team bowl records, 28 individual, team or combined Orange Bowl records, 18 BCS Bowl records and 14 overall NCAA Bowl records.

Smith threw for a bowl-record 407 yards and six touchdowns, ran another in for a bowl-record seven total touchdowns responsible for. Austin finished with bowl records for catches (12) and touchdowns (4). Alston ran for 77 yards and two touchdowns, Bailey finished with five catches for 82 yards and a touchdown and Milhouse finished with 71 yards on three catches and a touchdown. Eain Smith collected 13 tackles, including 12 solo stops and Irvin, Goode and Will Clarke each finished with a sack.

In the end West Virginia achieved its goal, including a championship season with 10 wins, captured their sixth BIG EAST title since 2003 and seventh overall, won the Orange Bowl to run its BCS record to 3-0 and was heralded as the top program in the East.

Holgorsen was named the first year coach of the year award winner by the Football Writers Association and was one of seven coaches to lead his program to a BCS game in his first year as a head coach and one of three who won the game.

Ten players earned All-BIG EAST honors, and three players were named to seven All-America teams. West Virginia was one of the only two schools in the nation to have a quarterback throw for 4,000 yards and have two receivers finish with 1,000 or more yards. Smith completed 346-of-526 passes for 4,385 yards and 31 touchdowns. Austin finished with a school-record 101 passes for 1,186 yards and eight touchdowns, while Bailey caught 72 passes for a school-record 1,279 yards and tied the school record with 12 touchdowns.

Smith tied or broke 34 school or conference game, season or career records, and the receiving corps tied for broke 12 game, season or career WVU or conference marks.

Goode led the Mountaineers with 87 tackles,

five sacks and 14 tackles for loss, while Cook finished with 85 tackles, including 51 solo stops. Irvin led the team with 8.5 sacks, 15 tackles for loss and three forced fumbles, while Julian Miller finished with six sacks and 11 tackles for loss. Tandy led the team with four interceptions and nine pass breakups.

Going into 2011, everyone talked about WVU football for the wrong reasons. By the end of the season, everyone was talking about the excitement surrounding the program and the promise of the Mountaineers' future.



2011 Statistical Totals

Date	Opponent	Result	Score	Attend.
S4	Marshall	W	34-13	60,758
S10	Norfolk State	W	55-12	51,911
S17	at Maryland	W	37-31	53,627
S24	(2) LSU	L	21-47	62,056
O1	Bowling Green	W	55-10	46,603
O8	*Connecticut	W	43-16	56,179
O21	*at Syracuse	L	23-49	45,265
O29	*at Rutgers	W	41-31	47,303
N5	*Louisville	L	35-38	57,287
N12	*at (18) Cincinnati	W	24-21	48,152
N25	*Pitt	W	21-20	60,932
D4	*at USF	W	30-27	41,743
J4	vs. (14) Clemson	W	70-33	67,563

* - BIG EAST Conference Game
 ^ - Discover Orange Bowl, Miami, Fla.

Team Statistics	WVU	OPP
SCORING	489	348
Points Per Game	37.6	26.8
FIRST DOWNS	301	241
Rushing	91	94
Passing.....	187	129
Penalty.....	23	18
RUSHING YARDAGE	1,595	1,882
Yards gained rushing.....	1,936	2,210
Yards lost rushing.....	341	328
Rushing Attempts	417	472
Average Per Rush	3.8	4.0
Average Per Game.....	122.7	144.8
TDs Rushing.....	25	21
PASSING YARDAGE	4,509	2,645
Comp-Att-Int	353-542-9	255-448-14
Average Per Pass.....	8.3	5.9
Average Per Catch	12.8	10.4
Average Per Game	346.8	203.5
TDs Passing	32	15
TOTAL OFFENSE	6,104	4,527
Total Plays	959	920
Average Per Play.....	6.4	4.9
Average Per Game.....	469.5	348.2
KICK RETURNS: #-Yards	57-1,349	79-1,882
PUNT RETURNS: #-Yards	25-294	16-169
INT RETURNS: #-Yards	14-190	9-158
KICK RETURN AVERAGE	23.7	23.8
PUNT RETURN AVERAGE	11.8	10.6
INT RETURN AVERAGE	13.6	17.6
FUMBLES-LOST	27-13	22-9
PENALTIES-Yards	80-697	87-723
Average Per Game.....	53.6	55.6
PUNTS-Yards	56-2,148	79-3300
Average Per Punt	38.4	41.8
Net punt average.....	34.6	37.3
TIME OF POSSESSION/Game ..	28:20	30:33
3RD-DOWN Conversions	73/180	73/204
3rd-Down Pct.....	41%	36%
4TH-DOWN Conversions	9/18	8/17
4th-Down Pct.....	50%	47%
SACKS BY-Yards	31-180	26-198
MISC YARDS	0	94
TOUCHDOWNS SCORED	63	42
FIELD GOALS-ATTEMPTS	16-22	19-24
ON-SIDE KICKS	0-0	0-0
RED-ZONE SCORES	(54-61) 89%	(40-48) 83%
RED-ZONE TOUCHDOWNS ..	(41-61) 67%	(28-48) 58%
PAT-ATTEMPTS	(61-63) 97%	(37-38) 97%
ATTENDANCE	395,726	236,090
Games/Avg Per Game	7/56,532	5/47,218
Neutral Site Games		1/67,563

Scoring By Quarters	1 st	2 nd	3 rd	4 th	Total
	West Virginia	82	167	131	109
Opponents	115	87	62	84	348

Rushing	GP	Att.	Net	Avg.	TD	Long
Garrison, Dustin	12	136	742	5.5	6	42
Alston, Shawne	11	97	416	4.3	12	52
Austin, Tavon	13	16	182	11.4	1	80
Buie, Andrew	11	51	172	3.4	1	12
Roberts, Vernard	12	44	140	3.2	3	9
Johnson, Trey	2	3	8	2.7	0	6
Millard, Paul	4	2	3	1.5	0	2
Molinari, Mike	13	1	-8	-8.0	0	0
Team	8	11	-27	-2.5	0	0
Smith, Geno	13	56	-33	-0.6	2	20
Total	13	417	1,595	3.8	25	80
Opponents	13	472	1,882	4.0	21	68

Passing	Cmp.-Att.-Int.	Pct.	Yards	TD	Long
Smith, Geno	346-526-7	65.8	4,385	31	84
Millard, Paul	7-15-2	46.7	124	1	45
Team	0-1-0	0.0	0	0	0
Total	353-542-9	65.1	4509	32	84
Opponents	255-448-14	56.9	2645	15	56

Total Offense	Plays	Rush/Pass	Total	Avg.
Smith, Geno	582	-33/4,385	4,352	334.8
Garrison, Dustin	136	742/0	742	61.8
Alston, Shawne	97	416/0	416	37.8
Austin, Tavon	16	182/0	182	14.0
Buie, Andrew	51	172/0	172	15.6
Roberts, Vernard	44	140/0	140	11.7
Millard, Paul	17	3/124	127	31.8
Johnson, Trey	3	8/0	8	4.0
Molinari, Mike	1	-8/0	-8	-0.6
Team	12	-27/0	-27	-3.4
Total	959	1,595/4,509	6,104	469.5
Opponents	920	1,882/2,645	4,527	348.2

Receiving	No.	Yards	Avg.	TD	Long
Austin, Tavon	101	1,186	11.7	8	72
BAILEY, Stedman	72	1,279	17.8	12	84
McCartney, Ivan	49	585	11.9	3	51
Brown, Devon	29	404	13.9	1	55
Garrison, Dustin	24	201	8.4	0	36
Urban, Tyler	20	226	11.3	2	19
Starks, Brad	14	174	12.4	4	30
Milhouse, Willie	13	220	16.9	1	43
Buie, Andrew	13	85	6.5	0	20
Woods, J.D.	7	67	9.6	0	15
Nehlen, Ryan	5	64	12.8	1	21
Roberts, Vernard	4	12	3.0	0	9
Alston, Shawne	2	6	3.0	0	6
Total	353	4,509	12.8	32	84
Opponents	255	2,645	10.4	15	56

Punt Returns	No.	Yds	Avg	TD	Long
Austin, Tavon	19	268	14.1	0	64
Jenkins, Brodrick	2	12	6.0	0	7
Brown, Devon	2	-3	-1.5	0	0
Banks, Ishmael	1	1	1.0	0	0
Milhouse, Willie	1	16	16.0	0	0
Total	25	294	11.8	0	64
Opponents	16	169	10.6	1	87

Field Goals	Att.	Pct.	20-29	30-39	40-49	Lg	Blk
Bitancurt, Tyler.....	16-22	72.7	1-1	7-8	5-9	45	2

FG SEQUENCE	West Virginia	Opponents
Marshall.....	(27),(43)	(24),(21)
Norfolk State.....	35,(17),(21)	(50),(39),(39),(40)
Maryland.....	(35),(34),(21)	(25),48
LSU.....	-	30
BOWLING GREEN.....	(30),(45)	(21)
CONNECTICUT.....	(31),(33)	42,(40),(53),(22)
Syracuse.....	(27)	-
Rutgers.....	-	(40)
LOUISVILLE.....	32,23	(39)
Cincinnati.....	(28),39,47	42,31
PITT.....	-	(30),(27)
USF.....	38,(23),(42),(28)	(32),(20)
Clemson.....	-	(42),(43)
		(40),27

Numbers in (parentheses) indicate field goal was made.

PUNTING	No.	Yds	Avg	Long	TB	FC	I20	Blkd
Molinari, Mike	30	1,116	37.2	58	2	5	11	0
Smith, Corey	26	1,032	39.7	62	0	1	6	0
Total	56	2,148	38.4	62	2	6	17	0
Opponents	79	3,300	41.8	63	3	22	25	1

Scoring	TD	FG	Kick	PAT			Pts
				Rush	Rec	Pas	
Bitancurt, Tyler.....	0	16-22	61-63	0-0	0	0-0	109
Bailey, Stedman....	12	0-0	0-0	0-0	0	0-0	72
Alston, Shawne....	12	0-0	0-0	0-0	0	0-0	72
Austin, Tavon.....	11	0-0	0-0	0-0	0	0-0	66
Garrison, Dustin....	6	0-0	0-0	0-0	0	0-0	36
Starks, Brad.....	4	0-0	0-0	0-0	0	0-0	24
McCartney, Ivan....	3	0-0	0-0	0-0	0	0-0	18
Roberts, Vernard ..	3	0-0	0-0	0-0	0	0-0	18
Smith, Geno.....	2	0-0	0-0	0-0	0	0-0	12
Urban, Tyler.....	2	0-0	0-0	0-0	0	0-0	12
Miller, Julian.....	1	0-0	0-0	0-0	0	0-0	6
Buie, Andrew.....	1	0-0	0-0	0-0	0	0-0	6
Milhouse, Willie....	1	0-0	0-0	0-0	0	0-0	6
Garvin, Terence....	1	0-0	0-0	0-0	0	0-0	6
Nehlen, Ryan.....	1	0-0	0-0	0-0	0	0-0	6
Miller, Pat.....	1	0-0	0-0	0-0	0	0-0	6
Brown, Devon.....	1	0-0	0-0	0-0	0	0-0	6
Cook, Darwin.....	1	0-0	0-0	0-0	0	0-0	6
Team.....	0	0-0	0-0	0-0	0	0-0	2
Total	63	16-22	61-63	0-0	0	0-0	489
Opponents	42	19-24	37-38	1-1	0	0-3	348

Kick Returns	No.	Yds	Avg	TD	Long
Austin, Tavon.....	36	938	26.1	2	100
Starks, Brad.....	9	223	24.8	0	62
Brown, Devon.....	5	81	16.2	0	24
Bailey, Stedman.....	4	67	16.8	0	26
Jenkins, Brodrick ..	2	38	19.0	0	19
Roberts, Vernard ..	1	2	2.0	0	2
Total	57	1,349	23.7	2	100
Opponents	79	1,882	23.8	2	99

Fumble Returns	No.	Yds	Avg	TD	Long
Cook, Darwin	1	99	99.0	1	99
Goode, Najee	1	4	4.0	0	4
Snow, Jewone	1	83	83.0	0	83
Miller, Julian	0	0	0.0	1	0
Total	3	186	62.0	2	99
Opponents	1	-15	-15.0	1	0

Interceptions	No.	Yds	Avg	TD	Long
Tandy, Keith.....	4	63	15.8	0	18
Jenkins, Brodrick ..	2	0	0.0	0	0
Cook, Darwin.....	2	21	10.5	0	21
Miller, Pat.....	2	58	29.0	1	52
Garvin, Terence.....	2	32	16.0	1	37
Smith, Eain.....	1	1	1.0	0	1
Goode, Najee.....	1	15	15.0	0	15
Total	14	190	13.6	2	52
Opponents	9	158	17.6	2	48

All-Purpose	Rush/Rec	PR/KR/IR	Total	Avg.
Austin, Tavon	182/1,186	268/938/0	2,574	198.0
Bailey, Stedman	0/1,279	0/67/0	1,346	103.5
Garrison, Dustin	742/201	0/0/0	943	78.6
McCartney, Ivan	0/585	0/0/0	585	45.0
Brown, Devon	0/404	-3/81/0	482	37.1
Alston, Shawne	416/6	0/0/0	422	38.4
Starks, Brad	0/174	0/223/0	397	49.6
Buie, Andrew	172/85	0/0/0	257	23.4
Milhouse, Willie	0/220	16/0/0	236	18.2
Urban, Tyler	0/226	0/0/0	226	17.4
Roberts, Vernard	140/12	0/2/0	154	12.8
Woods, J.D.	0/67	0/0/0	67	7.4
Nehlen, Ryan	0/64	0/0/0	64	4.9
Tandy, Keith	0/0	0/0/63	63	4.8
Miller, Pat	0/0	0/0/58	58	4.5
Jenkins, Brodrick	0/0	12/38/0	50	3.8
Garvin, Terence	0/0	0/0/32	32	2.9
Cook, Darwin	0/0	0/0/21	21	1.6
Goode, Najee	0/0	0/0/15	15	1.2
Johnson, Trey	8/0	0/0/0	8	4.0
Millard, Paul	3/0	0/0/0	3	0.8
Banks, Ishmael	0/0	1/0/0	1	0.1
Smith, Eain	0/0	0/0/1	1	0.1
Molinari, Mike	-8/0	0/0/0	-8	-0.6
Team	-27/0	0/0/0	-27	-3.4
Smith, Geno	-33/0	0/0/0	-33	-2.5
Total	1,595/4,509	294/1,349/190	7,937	610.5
Opponents	1,882/2,645	169/1,882/158	6,736	518.2

KICKOFFS	No.	Yds	Avg	TB	OB	Retn	Net	YdLn
Smith, Corey	73	4,577	62.7	5	2			
Bitancurt, Tyler	16	883	55.2	2	1			
Total	89	5460	61.3	7	3	1882	38.6	31
Opponents	72	4363	60.6	9	5	1349	39.4	30

Defense	GP	-----Tackles-----				--Sacks-- ----Pass Def.----			---Fumbles---		Blkd.	
		Solo	Ast.	Total	TFL/Yds	No./Yards	Int./Yards	BrUp.	Rcv./Yds.	FF	Kick	Saf.
52 Goode, Najee	13	44	44	88	15/47	5/34	1/15	1	1/4	1	0	0
25 Cook, Darwin	13	51	34	85	1/1	0	2/21	4	2/99	0	0	0
24 Smith, Eain	13	55	21	76	3/13	0	1/1	6	0	2	1	0
28 Garvin, Terence	11	43	29	72	5.5/13	3.5/6	2/32	3	0	0	0	0
6 Miller, Pat	13	50	16	66	1.5/1	0	2/58	3	0	1	0	0
8 Tandy, Keith	13	50	14	64	2/9	0	4/63	9	0	0	0	0
97 Miller, Julian	13	31	26	57	11/30	6/24	0	2	3/0	2	0	0
56 Snow, Jewone	11	18	24	42	2/7	1.5/6	0	0	1/83	0	0	0
11 Irvin, Bruce	13	27	13	40	15/91	8.5/71	0	0	0	3	0	0
99 Wright, Jorge	13	21	17	38	3.5/12	1.5/10	0	0	0	0	0	0
98 Clarke, Will	13	19	15	34	5/25	2/16	0	1	0	0	0	0
47 Rigg, Doug	11	11	19	30	4/14	1/8	0	0	1/0	1	0	0
43 Vance, Casey	11	9	21	30	2.5/3	0.5/1	0	0	0	0	0	0
23 Jenkins, Brodrick	13	22	5	27	2/10	0	2/0	8	0	0	0	0
33 Barber, Jared	12	13	10	23	2/6	0	0	3	0	0	0	0
53 Anderson, Tyler	13	9	8	17	4/9	0	0	0	0	0	0	0
34 Banks, Ishmael	13	9	2	11	0	0	0	1	0	0	0	0
45 Level, Cecil	13	7	4	11	0	0	0	0	0	0	0	0
26 Bell, Travis	11	4	6	10	0	0	0	1	1/0	0	0	0
42 Miles, Donovan	12	4	6	10	0	0	0	0	0	0	0	0
17 Francis, Josh	8	7	2	9	0	0	0	0	0	0	0	0
94 Taylor, Josh	9	2	7	9	0.5/2	0.5/2	0	0	0	0	0	0
36 Petteway, Shaq	12	5	3	8	0	0	0	0	0	0	0	0
90 Rowell, Shaq	10	2	6	8	0	0	0	0	0	0	0	0
46 Moro, Matt	7	4	2	6	0	0	0	0	0	0	0	0
49 Gloster, Troy	10	2	3	5	0	0	0	0	0	0	0	0
18 Bowser, Brantwon	12	3	2	5	0	0	0	0	0	0	0	0
85 Milhouse, Willie	13	2	3	5	0	0	0	0	0	0	1	0
3 Bailey, Stedman	13	5	0	5	0	0	0	0	0	0	0	0
91 Lageman, J.B.	7	2	2	4	0	0	0	0	0	0	0	0
87 Nutter, Cody	13	4	0	4	0	0	0	0	0	0	0	0
37 Tonkery, Wes	9	4	0	4	1/3	0	0	0	0	0	0	0
22 Williams, Avery	5	2	1	3	0	0	0	0	0	0	0	0
19 Marable, Will	6	2	1	3	0	0	0	0	0	0	0	0
92 Demko, Trevor	4	0	3	3	0	0	0	0	0	0	0	0
41 Kovatch, Ricky	13	2	0	2	0	0	0	0	0	0	0	0
50 Redman, Taige	13	1	1	2	0	0	0	0	0	0	0	0
32 Clarke, Ryan	12	1	0	1	0	0	0	0	0	0	0	0
10 Dorsey, Mike	5	0	1	1	0	0	0	0	0	0	0	0
55 Rader, Tyler	13	1	0	1	0	0	0	0	0	0	0	0
81 Woods, J.D.	9	1	0	1	0	0	0	0	0	0	0	0
89 Urban, Tyler	13	1	0	1	0	0	0	0	0	0	0	0
2 Starks, Brad	8	1	0	1	0	0	0	0	0	0	0	0
5 McCartney, Ivan	13	1	0	1	0	0	0	0	0	0	0	0
44 Smith, Corey	13	1	0	1	0	0	0	0	0	0	0	0
1 Austin, Tavon	13	1	0	1	0	0	0	0	0	0	0	0
TM Team	13	0	0	0	0	0	0	0	0	0	0	1
Total	13	553	372	925	80/295	31/180	14/190	42	9/186	10	2	1
Opponents	13	-	-	-	79/324	26/198	9/158	57	13/-15	19	2	.

2012 Season Review

West Virginia head coach Dana Holgorsen led the Mountaineer football program into uncharted territory in year two of his coaching tenure, beginning an affiliation as a new member of the Big 12 conference, one of the top leagues in the nation.

When the season ended, WVU had a 7-6 record, earning its 11th straight winning season and making its school record 11th straight bowl appearance.

Even though the final record wasn't what everyone associated with the program envisioned, the Mountaineers set numerous offensive records, had several players earn postseason honors and established a solid foundation in its new conference home.

When practice began in August, the expectations and buzz about the football program were at an all-time high. Nationally ranked No. 11, there was much excitement surrounding quarterback Geno Smith and receivers Tavon Austin and Stedman Bailey and how these players were going to lead the program into the new conference.

The Mountaineers started the season 5-0 and were ranked as high as No. 4 in one poll and No. 5 in the other.

Against Marshall in the "Friends of Coal Bowl", WVU exploded offensively, racing to a 34-10 halftime lead and never looked back,

scoring 69 points and cumulating 655 offensive yards, including 331 on the ground and 324 through the air, in the 69-34 win.

Smith completed 32-of-36 passes for 323 yards and four touchdowns, while Austin collected 10 receptions and a touchdown, Bailey finished with nine catches for 104 and two touchdowns and J.D. Woods had a personal-best seven receptions for 75 yards and a score. Running back Shawne Alston ran for a career-high 123 yards and two touchdowns, and senior linebacker Terence Garvin finished with 12 tackles, including a sack, two tackles for loss and forced a fumble.

In game two against James Madison at FedEx Field in Landover, Md., the Mountaineers picked up where they left off from game one, scoring on the first four possessions, leading 28-3 at halftime and never looking back, winning 42-12.

The offense put up stellar numbers, totaling 569 yards, including 448 yards passing. Smith was outstanding once again, completing 34-of-39 passes for 411 yards and five touchdowns. Bailey led the receiving corps with 13 catches for 173 yards and three touchdowns, while Austin had 11 receptions for 113 yards and a touchdown. This marked the first time since 1981 that two receivers finished with 10 or more catches in a game.





Doug Rigg

The defense collected four sacks and nine tackles for loss and had five pass breakups, led by Isaiah Bruce with nine tackles and two for loss.

By the time Maryland came to town, the Mountaineers had risen to No. 8/7 in the national rankings. The Terps came in with a game plan to slow the tempo in an attempt to shut down the high-scoring WVU offense.

West Virginia scored two touchdowns early, behind a Doug Rigg 51-yard fumble return and a 44-yard pass play from Smith to Austin. The Terps struck for 14 straight points to tie the game on two pass plays from Hills. However, the Maryland surge ended as the Mountaineers tacked on 10 points before the half and added a touchdown late to earn the win, 31-21.

September 29 was the red letter date in West Virginia football history as No. 25 Baylor came to town for the first-ever Big 12 Conference contest for the Mountaineers. The game didn't disappoint as an old fashioned shootout broke out and introduced WVU fans to Big 12 football in an explosive way. The game featured 133 combined points, more than 17 records

were broken and there were gaudy statistics on display for the nation to see in the 70-63 WVU victory.

The game featured great offensive performances from both sides, but none better than Smith's 656 yards passing and eight touchdowns. Smith's performance earned him the Walter Camp National Player of the Week honor and gave WVU its historic first win in the Big 12.

To go along with Smith's outstanding school-record totals, Bailey set WVU receiving marks with 303 yards and five touchdowns. Austin turned in a 215-yard receiving performance and two touchdowns, while Woods hauled in 13 catches for 114 yards.

Baylor was in on the record-setting, too, as quarterback Nick Florence passed for 581 yards and five scores, with a stadium-record 314 yards going to Terrance Williams. The combined points were a Big 12 and WVU record, while Baylor's 63 points were a stadium record. The teams combined for a stadium record of 1,507 yards (as West Virginia finished with 807 to Baylor's 700).



Pat Eger



The next week featured another red letter date as West Virginia took to the road to play its first Big 12 Conference road contest. It was a perfect weather night, and the Mountaineers were battling the Texas Longhorns in one of the great stadiums in college football.

Andrew Buie turned in his best performance to date in a Mountaineer uniform, rushing for 207 yards and two scores, while registering three catches for 66 more yards. West Virginia's defense came up big when it needed to on several occasions, holding the Longhorns to field goal attempts on two drives, while making key fourth-quarter stops on third and fourth downs to thwart another Texas scoring threat.

After WVU closed the deficit to one, 28-27, at the half, the Longhorns extended that lead to 31-27 on the first possession of the third quarter on an Anthony Fera 38-yard field goal.

But the Mountaineers never flinched in front of the huge crowd and regained the lead, when Smith hit Bailey for a nine-yard touchdown pass. Just before the end of the third, Bergeron scored his fourth TD, giving the Longhorns a 38-34 lead.

Smith took control, directing two straight late scoring drives of 76 yards, as his offense was 5-for-5 on fourth-down conversions in the game. Buie rushed for 102 yards in the final two drives, and the Mountaineers opened up a 48-

38 lead and came away with a 48-45 victory.

The Mountaineers were the talk of the country, sitting 5-0 with a Top five national ranking in both polls, and Smith was the Heisman trophy front runner. It was the start of a great season.

Then the proverbial wheels fell off the cart, as WVU dropped its next five games. And with it, the unblemished record evened at 5-5.

First, the second straight trip to Texas proved disastrous, as Texas Tech dismantled WVU, 49-14. Red Raider quarterback Seth Doege threw for 499 yards, five touchdowns and hit 11 different receivers to give the home team control of the contest from start to finish.

Then conference leader Kansas State came to Morgantown and gave WVU much of the same as the previous week's result, downing the Mountaineers, 55-14.

Quarterback Collin Klein was responsible for seven touchdowns, and the senior's big night consisted of four rushing touchdowns and three passing. His favorite target, receiver Tyler Lockett, hauled in nine catches for 194 yards and two scores, as the Wildcats jumped out to a 24-0 lead, 31-7 halftime advantage and never looked back.


For West Virginia, Austin accounted for both TDs and 233 all-purpose yards. Karl Joseph and Bruce had nine tackles each for the WVU defense.

After an open week, the Mountaineers came into November feeling better about their improvement and were looking to end the losing skid against TCU.

However, the Horned Frogs erased a 10-point second half deficit and overcame several big plays from West Virginia to earn a 39-38 double-overtime victory. The Horned Frogs also overcame a late fourth-quarter punt return by Austin, a missed field goal in overtime, a seven-point deficit in the second overtime and then finally grabbed victory from the jaws of defeat with a gutsy two-point conversion on the game's final play.

The heartbreaking loss for WVU came on the heels of an improved defensive effort that held the Horned Frogs to just 4-of-17 on third down conversions and forced three TCU turnovers.

The game was tied at the 3:19 mark, when Austin returned a punt 76 yards for a touchdown. It was his first career punt return for a score, and seemed to be the game-winner,



when the WVU defense next forced TCU out on downs. But the Horned Frogs had one last possession, with just over two minutes to play, and made the most of it, when Boykin hit Boyce for a 94-yard touchdown pass with just 1:28 left.

WVU missed a field goal with 18 seconds left in regulation, but TCU returned the favor with a missed attempt in the first overtime. West Virginia's shot at the win ended, when Jason Verrett blocked Bitancurt's 29-yard field goal attempt.

In the second overtime, WVU struck on its first play, as Smith hit Bailey for a 25-yard touchdown. Not to be outdone, TCU scored on its first play with a reverse pass to Corey Fuller. TCU elected to go for two and got the win, when Boyce hauled in Boykin's pass just off the turf for the successful two-point conversion.

WVU's Austin finished with 101 receiving yards and 202 all-purpose yards to lead the Mountaineers. Shaq Petteway led the West Virginia defense 10 tackles.

The Mountaineers then travelled to Oklahoma State to face the Cowboys, Holgorsen's last coaching stop before coming to Morgantown. OSU used the big play and took advantage of West Virginia special team miscues en route to

a 55-34 victory

Bailey led the Mountaineers with 14 passes for 225 yards, and Smith finished with 364 yards passing. Pat Miller, Jorge Wright and Bruce led the WVU defense with a combined 16 tackles, one sack and three TFLs.

West Virginia looked to break the four-game losing skid, as perennial Big 12-power Oklahoma came to town. In an entertaining back-and-forth game, highlighted by one of the best individual performances in WVU football history, the Sooners made one more play count, defeating the Mountaineers, 50-49.

Austin played tailback for the first time since high school and responded with a WVU record 344-rushing yards, coupled with 82 yards receiving and 146 on kickoff returns, and ending his night with an impressive 572 all-purpose yards. Aside from the school single-game rushing mark, Austin's all-purpose yards were the most in school and Big 12 history, and the most in college football in 2012. It was second most in NCAA history, as he fell just six yards shy of the record.

With his two rushing touchdowns in the game, Austin became the first Mountaineer in school history to score a touchdown four different ways in a season (receiving, rushing, punt and kickoff return).

Austin got offensive help from Bailey, who had 13 catches for 205 yards and four touchdowns. It was Bailey's second straight 200-yard receiving effort, and it came with the help of Smith's 320-yard passing day against the Sooners.

West Virginia had two games left and was looking to win out to help their bowl chances. First up was a Thanksgiving weekend game at Iowa State.

The return of a healthy Alston certainly helped the Mountaineer cause, as a running game was established behind his 130 yards rushing and one touchdown. Alston averaged 6.8 yards per carry, and his powerful running allowed Smith to have more options.

A strong wind plagued both teams for the entire game, but West Virginia was able to use the wind to its advantage, taking a 10-0 lead before Iowa State got on the board.

The Mountaineers built a 17-14 halftime lead, only to see the Cyclones take a 21-20 lead in the third quarter. Austin took charge and gave the Mountaineers the lead once again,

taking a flip pass from Smith and racing 75 yards for the winning score.

The Cyclones would threaten again, and reached the West Virginia seven-yard line, but safety Cook forced a fumble, that was recovered by Karl Joseph in the end zone to preserve the Mountaineer victory.

Aside from Alston's big day, Smith finished with 236 yards passing and two scores. Austin came in with six catches for 99 yards, along with 74-yards rushing for a total of 261 all-purpose yards. Joseph led the defense with 13 stops.

West Virginia closed the 2012 regular season in impressive fashion with a 59-10 victory over Kansas on senior day. The seventh win of the season came on the heels of yet another strong performance by Smith. Playing in his final game at Milan Puskar Stadium, Smith was near perfect, completing 23-of-24 passes for 407 yards and three touchdowns. After a first-half interception, Smith completed 21 straight passes, which set the WVU consecutive pass completion mark, breaking the old record of 14 that he set earlier in the season. Also, his completion percentage of 95.8 percent tied the



NCAA record (min. 20 attempts).


His usual targets came through for him once again. Receiver Stedman Bailey caught 11 passes for 159 yards and two scores, while Tavon Austin had four catches for 110 yards, along with 77 rushing yards. With his 187 all-purpose yards, Austin broke his own mark from 2011 and set the single-season school record for that category.

The Mountaineers started strong, taking a 21-0 advantage in the second quarter, and never looked back. West Virginia put up 17 more points in the third quarter, en route to the 59-10 victory.

Aside from WVU's fine offensive day, Joseph led the defense with seven tackles and one interception and Cook and Petteway combined for 14 tackles.

West Virginia finished its season in its school record 11th straight bowl game, facing former Big East rival Syracuse in the New Era Pin-stripe Bowl at Yankee Stadium.

Playing through wintry conditions with a strong wind and snow, the Orange used a powerful ground game that produced 369 rushing yards, and their defense took advantage of the



slippery conditions to slow the Mountaineers' sixth-ranked passing attack in a 38-14 win.

Both West Virginia touchdowns were produced by Bailey, who broke free on a screen pass for a 32-yard TD in the second quarter and then beat a Syracuse defender down the sideline for a 29-yard touchdown third quarter.

The loss represented a disappointing ending to the fabulous careers of Smith, Bailey and Austin.

Austin and Bailey were named to the All-Big 12 Conference First Team as receivers and Austin as a return specialist. Smith and Madsen were second-team selections. Austin and Bailey earned spots on numerous All-America teams, and Joseph and Bruce were named to several freshman All-American teams.

Austin was named the Big 12 Special Teams Co-Player of the Year, the recipient of the Paul Hornung Award for the nation's most versatile player and the Jet Award honoree for the top return man in college football. Bailey was named a finalist for the Fred Biletnikoff Award, for the top receiver in college football, and Smith was a finalist for the Johnny Unitas Golden Arm Award and the Manning Award.

This talented group will go down as the best trio of offensive players in West Virginia University history, tying or setting 55 game, season and career records.

2012 Statistical Totals

Date	Opponent	Result	Score	Attend.
S1	MARSHALL	W	69-34	59,120
S15	vs. James Madison	W	42-12	45,511
S22	MARYLAND	W	31-21	58,504
S29	#25 BAYLOR *	W	70-63	60,012
O6	at #11 Texas *	W	48-45	101,851
O13	at Texas Tech *	L	14-49	57,328
O20	#4 KANSAS STATE *	L	14-55	60,101
N3	TCU *	L	38-39 2OT	52,322
N10	at Oklahoma State *	L	34-55	57,799
N17	#13 OKLAHOMA *	L	49-50	50,238
N23	at Iowa State *	W	31-24	53,792
D1	KANSAS *	W	59-10	51,112
D29	vs. Syracuse !	L	14-38	39,098

* - Big 12 Conference Game
! - 2012 New Era Pinstripe Bowl

Team Statistics	WVU	OPP
SCORING	513	495
Points Per Game.....	39.5	38.1
FIRST DOWNS	330	303
Rushing.....	119	123
Passing.....	188	163
Penalty.....	23	17
RUSHING YARDAGE	2234	2079
Yards gained rushing.....	2556	2410
Yards lost rushing.....	322	331
Rushing Attempts.....	461	548
Average Per Rush.....	4.8	3.8
Average Per Game.....	171.8	159.9
TDs Rushing.....	21	23
PASSING YARDAGE	4292	4063
Comp-Att-Int.....	378-537-7	277-434-10
Average Per Pass.....	8.0	9.4
Average Per Catch.....	11.4	14.7
Average Per Game.....	330.2	312.5
TDs Passing.....	44	38
TOTAL OFFENSE	6526	6142
Total Plays.....	998	982
Average Per Play.....	6.5	6.3
Average Per Game.....	502.0	472.5
KICK RETURNS: #-Yards	57-1118	66-1556
PUNT RETURNS: #-Yards	15-165	19-143
INT RETURNS: #-Yards	10-123	7-83
KICK RETURN AVERAGE	19.6	23.6
PUNT RETURN AVERAGE	11.0	7.5
INT RETURN AVERAGE	12.3	11.9
FUMBLES-LOST	16-6	19-10
PENALTIES-Yards	72-665	88-785
Average Per Game.....	51.2	60.4
PUNTS-Yards	45-1705	52-2173
Average Per Punt.....	37.9	41.8
Net punt average.....	33.8	38.2
KICKOFFS-Yards	93-5584	86-5030
Average Per Kick.....	60.0	58.5
Net kick average.....	52.3	37.6
TIME OF POSSESSION/Game	28:38	31:22
3RD-DOWN Conversions	80/182	89/195
3rd-Down Pct.....	44%	46%
4TH-DOWN Conversions	17/34	15/26
4th-Down Pct.....	50%	58%
SACKS BY-Yards	23-151	22-139
MISC YARDS	-11	1
TOUCHDOWNS SCORED	69	64
FIELD GOALS-ATTEMPTS	11-19	14-22
ON-SIDE KICKS	0-1	1-3
RED-ZONE SCORES	(49-59) 83%	(53-64) 83%
RED-ZONE TOUCHDOWNS ...	(41-59) 69%	(41-64) 64%
PAT-ATTEMPTS	(64-66) 97%	(61-61) 100%
ATTENDANCE	391409	270770
Games/Avg Per Game.....	7/55916	4/67692
Neutral Site Games.....		2/42304

Scoring By Quarters

	1 st	2 nd	3 rd	4 th	OT	Total
West Virginia	110	166	116	114	7	513
Opponents	93	172	111	111	8	495

Rushing	GP	Att.	Net	Avg.	TD	Long
Buie, Andrew.....	13	179	851	4.8	7	30
Austin, Tavon.....	13	72	643	8.9	3	74
Alston, Shawne.....	8	75	386	5.1	7	21
Garrison, Dustin.....	10	46	207	4.5	2	26
Smith, Geno.....	13	66	151	2.3	2	28
Woods, J.D.....	13	1	16	16.0	0	16
Bailey, Stedman.....	13	2	13	6.5	0	13
Clarke, Ryan.....	12	2	12	6.0	0	11
Thompson, Jordan.....	13	3	4	1.3	0	3
Millard, Paul.....	7	4	-11	-2.8	0	1
TEAM.....	13	11	-38	-3.5	0	0
Total	13	461	2,234	4.8	21	74
Opponents	13	548	2,079	3.8	23	67

Passing	Cmp.-Att.-Int.	Pct.	Yards	TD	Long
Smith, Geno.....	369-518-6	71.2	4,205	42	87
Millard, Paul.....	9-19-1	47.4	87	2	37
Total	378-537-7	70.4	4,292	44	87
Opponents	277-434-10	63.8	4063	38	94

Total Offense	Plays	Rush/Pass	Total	Avg.
Smith, Geno.....	584	151/4,205	4,356	335.1
Buie, Andrew.....	179	851/0	851	65.5
Austin, Tavon.....	72	643/0	643	49.5
Alston, Shawne.....	75	386/0	386	48.2
Garrison, Dustin.....	46	207/0	207	20.7
Millard, Paul.....	23	-11/87	76	10.9
Woods, J.D.....	1	16/0	16	1.2
Bailey, Stedman.....	2	13/0	13	1.0
Clarke, Ryan.....	2	12/0	12	1.0
Thompson, Jordan.....	3	4/0	4	0.3
TEAM.....	11	-38/0	-38	-3.8
Total	998	2,234/4,292	6,526	502.0
Opponents	982	2,079/4,063	6,142	472.5

Receiving	No.	Yards	Avg.	TD	Long
Bailey, Stedman.....	114	1,622	14.2	25	87
Austin, Tavon.....	114	1,289	11.3	12	75
Woods, J.D.....	61	637	10.4	4	50
Buie, Andrew.....	28	318	11.4	0	42
Thompson, Jordan.....	13	85	6.5	0	15
Copeland, Travares.....	10	55	5.5	0	14
McCartney, Ivan.....	9	112	12.4	0	52
Garrison, Dustin.....	9	43	4.8	0	11
Arlia, Connor.....	7	43	6.1	0	14
Nehlen, Ryan.....	7	37	5.3	1	9
Clay, Cody.....	2	29	14.5	0	19
Campbell, Dante.....	2	13	6.5	1	9
Myers, K.J.....	2	9	4.5	1	6
Total	378	4,292	11.4	44	87
Opponents	277	4,063	14.7	38	94

Punt Returns	No.	Yds	Avg	TD	Long
Austin, Tavon.....	15	165	11.0	1	76
Total	15	165	11.0	1	76
Opponents	19	143	7.5	0	45

Field Goals	Att.	Pct.	1-39	40-49	50+	Lg	Blk
Bitancurt, Tyler	11-19	57.9	6-8	4-7	1-4	52	3

FG SEQUENCE	West Virginia	Opponents
Marshall.....	-	(34),(29)
James Madison.....	-	(33)
Maryland.....	(37)	42
Baylor.....	50	33,46
Texas.....	42,(37),(41)	(38),41
Texas Tech.....	-	41
Kansas State.....	-	(33),(42)
TCU.....	50,(52),43,55,36	(26),37
Oklahoma State.....	(41),(37)	(26),(32)
Oklahoma.....	(19)	(32),37
Iowa State.....	(42),46,(44),(35)	47,(49)
Kansas.....	(30)	(32)
Syracuse.....	36	(25),(36)

Numbers in (parentheses) indicate field goal was made.

PUNTING	No.	Yds	Avg	Long	TB	FC	I20	Blkd
Bitancurt, Tyler.....	32	1222	38.2	57	2	10	6	0
Smith, Corey.....	10	426	42.6	54	0	0	2	1
TEAM.....	2	26	13.0	26	0	0	0	1
Molinari, Mike.....	1	31	31.0	31	0	0	0	0
Total.....	45	1,705	37.9	57	2	10	8	2
Opponents.....	52	2,173	41.8	74	1	17	16	0

				PAT				
Scoring	TD	FG	Kick	Rush	Rec	Pass	Pts	
Bailey, Stedman.....	25	0-0	0-0	0-0	0	0-0	150	
Austin, Tavon.....	17	0-0	0-0	1-1	0	0-0	104	
Bitancurt, Tyler.....	0	11-19	64-66	0-0	0	0-0	97	
Buie, Andrew.....	7	0-0	0-0	0-0	0	0-0	42	
Alston, Shawne.....	7	0-0	0-0	0-0	0	0-0	42	
Woods, J.D.....	4	0-0	0-0	0-0	0	0-0	24	
Garrison, Dustin.....	2	0-0	0-0	0-0	0	0-0	12	
Smith, Geno.....	2	0-0	0-0	0-1	0	0-1	12	
Myers, K.J.....	1	0-0	0-0	0-0	0	0-0	6	
Campbell, Dante....	1	0-0	0-0	0-0	0	0-0	6	
Nehlen, Ryan.....	1	0-0	0-0	0-0	0	0-0	6	
Rigg, Doug.....	1	0-0	0-0	0-0	0	0-0	6	
Bruce, Isaiah.....	1	0-0	0-0	0-0	0	0-0	6	
Total.....	69	11-19	64-66	1-2	0	0-1	513	
Opponents.....	64	14-22	61-61	0-0	1	1-3	495	

Kick Returns	No.	Yds	Avg	TD	Long
Austin, Tavon.....	32	813	25.4	1	100
Bailey, Stedman.....	10	146	14.6	0	23
Thompson, Jordan.....	5	67	13.4	0	21
Buie, Andrew.....	4	47	11.8	0	15
Woods, J.D.....	2	12	6.0	0	8
Kyeremeh, Nana.....	1	5	5.0	0	5
Hope, Garrett.....	1	12	12.0	0	12
Clarke, Ryan.....	1	16	16.0	0	16
TEAM.....	1	0	0.0	0	0
Total.....	57	1118	19.6	1	100
Opponents.....	66	1556	23.6	1	96

Fumble Returns	No.	Yds	Avg	TD	Long
Bruce, Isaiah.....	1	43	43.0	1	43
Garvin, Terence.....	1	6	6.0	0	6
Rigg, Doug.....	1	51	51.0	1	51
Total.....	3	100	33.3	2	51
Opponents.....	1	15	15.0	2	15

Interceptions	No.	Yds	Avg	TD	Long
Bruce, Isaiah.....	2	12	6.0	0	12
Joseph, Karl.....	2	22	11.0	0	22
Cook, Darwin.....	1	0	0.0	0	0
Garvin, Terence.....	1	42	42.0	0	42
Tonkery, Wes.....	1	1	1.0	0	1
Rigg, Doug.....	1	46	46.0	0	46
Anderson, Tyler.....	1	0	0.0	0	0
Jenkins, Brodrick.....	1	0	0.0	0	0
Total.....	10	123	12.3	0	46
Opponents.....	7	83	11.9	0	30

All-Purpose	Rush/Rec	PR/KR/IR	Total	Avg.
Austin, Tavon.....	643/1,289	165/813/0	2,910	223.8
Bailey, Stedman....	13/1,622	0/146/0	1,781	137.0
Buie, Andrew.....	851/318	0/47/0	1,216	93.5
Woods, J.D.....	16/637	0/12/0	665	51.2
Alston, Shawne.....	386/0	0/0/0	386	48.2
Garrison, Dustin....	207/43	0/0/0	250	25.0
Thompson, Jordan..	4/85	0/67/0	156	12.0
Smith, Geno.....	151/0	0/0/0	151	11.6
McCartney, Ivan....	0/112	0/0/0	112	14.0
Copeland, Travares	0/55	0/0/0	55	18.3
Rigg, Doug.....	0/0	0/0/46	46	3.5
Arlia, Connor.....	0/43	0/0/0	43	4.8
Garvin, Terence.....	0/0	0/0/42	42	3.2
Nehlen, Ryan.....	0/37	0/0/0	37	2.8
Clay, Cody.....	0/29	0/0/0	29	2.2
Clarke, Ryan.....	12/0	0/16/0	28	2.3
Joseph, Karl.....	0/0	0/0/22	22	1.7
Campbell, Dante....	0/13	0/0/0	13	1.2
Bruce, Isaiah.....	0/0	0/0/12	12	0.9
Hope, Garrett.....	0/0	0/12/0	12	1.0
Myers, K.J.....	0/9	0/0/0	9	1.0
Kyeremeh, Nana.....	0/0	0/5/0	5	0.4
Tonkery, Wes.....	0/0	0/0/1	1	0.1
Millard, Paul.....	-11/0	0/0/0	-11	-1.6
TEAM.....	-38/0	0/0/0	-38	-3.8
Total.....	2,234/4,292	165/1,118/123	7,932	610.2
Opponents.....	2,079/4,063	143/1,556/83	7,924	609.5

KICKOFFS	No.	Yds	Avg	TB	OB	Retn	Net	YdLn
Smith, Corey.....	59	3564	60.4	15	2			
Bitancurt, Tyler...	34	2020	59.4	8	1			
Total.....	93	5584	60.0	23	3	1556	37.1	27
Opponents.....	86	5030	58.5	27	2	1118	37.6	27

Defense	GP	-----Tackles-----				--Sacks-- ----Pass Def.----			---Fumbles---		Blkd.	
		Solo	Ast.	Total	TFL/Yds	No./Yards	Int./Yards	BrUp.	Rcv./Yds.	FF	Kick	Saf.
8 Joseph, Karl	13	76	28	104	7.0-25	1.0-12	2-22	6	1-0	3	.	.
31 Bruce, Isaiah	13	51	43	94	6.5-17	0.5-1	2-12	3	2-43	.	.	.
28 Garvin, Terence	13	47	30	77	11.5-56	6.0-39	1-42	4	2-6	2	.	.
25 Cook, Darwin	12	56	19	75	3.0-11	1.0-8	1-0	5	.	3	.	.
47 Rigg, Doug	13	32	26	58	2.5-6	1.0-5	1-46	.	1-51	1	.	.
4 Francis, Josh	13	40	17	57	15.0-53	4.5-33	.	.	.	1	.	.
6 Miller, Pat	13	41	9	50	4.0-26	1.0-7	.	9
90 Rowell, Shaq	13	18	24	42	2.0-4	.	.	2
36 Petteway, Shaq	13	26	16	42	4.5-17	1.5-14	.	3
33 Barber, Jared	10	18	16	34	2.5-13	1.0-9	.	1	1-0	.	.	.
23 Jenkins, Brodrick	10	29	4	33	1.0-3	.	1-0	2
99 Wright, Jorge	13	19	11	30	6.5-29	2.0-10
35 Kwiatkoski, Nick	12	17	11	28	.	.	.	3
98 Clarke, Will	12	13	13	26	6.5-16	1.5-8	.	3
93 Rose, Kyle	13	14	11	25	.	.	.	2
34 Banks, Ishmael	11	18	2	20
9 Dillon, K.J.	13	14	6	20	1	.	.
24 Level, Cecil	13	15	3	18	2.0-8	.	.	.	1-0	1	.	.
7 Kyeremeh, Nana	13	11	5	16	.	.	.	2	1-0	.	.	.
42 Hope, Garrett	12	10	4	14	2.0-2
95 Brown, Christian	11	8	3	11	2.0-2	1	.	.
37 Tonkery, Wes	13	7	3	10	0.5-3	.	1-1	1
3 Bailey, Stedman	13	7	3	10
53 Anderson, Tyler	10	6	3	9	0.5-0	.	1-0	1
41 Rumph, Ricky	9	6	3	9	1-0	.	.	.
26 Bell, Travis	3	4	5	9	1.5-4	1.0-4	.	1
16 Chestnut, Terrell	6	3	3	6	1.0-4	.	.	2
2A Copeland, Austin	7	3	2	5
17 Ezemma, Dozie	12	3	2	5	1.0-1	1.0-1
50 Redman, Taige	13	2	3	5	2.5-9
45 Kinsey, Eric	13	2	2	4	.	.	.	2
96 Harris, Korey	10	3	1	4
88 Clay, Cody	13	2	.	2
49 Gloster, Troy	5	1	1	2
87 DePalma, John	13	.	2	2
10 Thompson, Jordan	13	2	.	2
83 Arlia, Connor	9	1	.	1
91 Lageman, J.B.	11	.	1	1
57 Braun, Jeff	13	.	1	1	0.5-1
44 Smith, Corey	11	1	.	1
40 Bitancurt, Tyler	13	1	.	1
32 Clarke, Ryan	12	1	.	1
12 Smith, Geno	13	1	.	1
56 Snow, Jewone	4	1	.	1
2 Copeland, Travares	3	.	1	1
39 Cadwell, Nick	1	1	.	1
1 Austin, Tavon	13	.	1	1
Total	13	631	338	969	86-310	23-151	10-123	52	10-100	13	.	.
Opponents	13	664	262	926	97-316	22-139	7-83	51	5-15	9	5	3

2013 Season Review

Three words that come to mind when summing up the 2013 West Virginia football season were inexperience, inconsistency and injuries, and the Mountaineers had plenty of each, resulting in a 4-8 record and tying for seventh place in the second year of Big 12 competition.

That mark halted a streak of 11 straight winning seasons and bowl appearances that included three 11-win seasons, a 10-win season, four nine-win seasons, six conference championships and three BCS bowl wins.

Heading into 2013, the offense faced the heaviest losses, missing three top-three round NFL draft choices, two of them All-Americans. Quarterback Geno Smith and receivers Tavon Austin and Stedman Bailey were headliners and record setters. Three starters on the interior offensive line were gone and so was running back Shawn Alston.

Not having enough game experience and inconsistency played a role in the offensive misfortunes, and the team could never put back-to-back winning performances together. Three quarterbacks and a plethora of receivers were used throughout the season but the right mix never emerged.

The defense returned most of its starters from the year before, but was still young and didn't have enough depth. It showed

improvement, but as the unending injuries mounted, so did opponents' output

On special teams, the kicker and punter had to be replaced and so did the return positions. While the coverage, field goal and punt units were improved, the return never got on track.

A tough slate of nationally ranked teams awaited the Mountaineers, and at one point, five of six teams WVU faced came into the game with an unblemished record.

One thing that Dana Holgorsen and his staff never questioned was player effort, as they continued to play hard. Even though the record didn't reflect it, there were bright spots during the season.

Wanting to step up a level and play in one of the premier conferences, Charles Sims transferred to West Virginia after three all-conference seasons at Houston and gave the Mountaineer running game a lift. He was named Big 12 Newcomer of the Year after posting 1,549 all-purpose yards, 1,095 yards and 11 touchdowns on the ground and 45 catches for 401 yards and three touchdowns receiving. He was WVU's first 1,000-yard rusher since Noel Devine ran for 1,465 in 2009. The All-Big 12 Conference first-team performer finished No. 2 in the Big 12 in all-purpose yards and scoring touchdowns and was No. 3 in rushing yards.





Junior college transfer Dreamius Smith ran for 494 yards on 103 carries and scored five touchdowns, while freshman Wendell Smallwood showed promise, averaging 5.7 yards per rush and scored a touchdown.

Defensive lineman Will Clarke added All-Big 12 Conference second-team honors to close out his career. He finished with 49 tackles, including 36 unassisted, six sacks, 17 tackles for loss and three pass breakups. He was No. 3 in the Big 12 in tackles for loss and No. 7 in sacks.

Safety Darwin Cook also was selected to the conference's second team. He led the Mountaineers in interceptions with four, had two fumble recoveries and was second in tackles with 74, including a team-leading 55 solo stops.

Punter Nick O'Toole, a newcomer in 2013, earned All-Big 12 Conference second-team honors. He finished with a 44.1 yards per punt average, placed 22 punts inside the opponent's 20-yard line, hit 26 kicks of 50 yards or more and had 23 punts that resulted in a fair catch.

Offensive lineman Quinton Spain was a second-team selection on several Big 12 lists, as was linebacker Nick Kwiatkoski, the Mountaineers' leading tackler with 86 stops,

including 54 solo tackles, two sacks, two forced fumbles and 6.5 tackles for loss. Linebacker Brandon Golson, also a first-year player, finished with a team-leading five forced fumbles to lead the Big 12, four sacks, seven tackles for loss and tallied 41 tackles.

Safety Karl Joseph earned All-Big 12 Conference honorable-mention accolades after finishing with 68 tackles, including 56 solo stops, three tackles for loss, four fumble recoveries, two forced fumbles and four pass breakups. Linebacker Jared Barber had 71 tackles, including five for loss, while defensive end Kyle Rose finished with 49 tackles, including a sack, 8.5 tackles for loss and had a fumble recovery.

Freshman receiver Daikiel Shorts showed promise, tying Sims for the team lead with 45 catches, to go with 495 yards and two touchdowns, Kevin White led the receiving corps with five touchdowns and Mario Alford came on strong late, averaging 20.4 yards per catch, with 552 yards and two touchdowns.

The Mountaineers started the season winning two of its first three games over William & Mary (24-17) and Georgia State (41-7). Against William & Mary, Paul Millard completed 19-of-25 for 237 yards and a touchdown in his first collegiate start, Sims ran for 120 yards in his first game at WVU, and Shorts finished with a team-high seven catches for 63 yards, but the Mountaineers needed 17 second-half points to beat the Tribe after being down by 10 at halftime.

Sandwiched between the two wins was the Big 12 Conference opening game at Oklahoma. A 75-yard run by Smith gave the Mountaineers the early lead, but it was short-lived, as the Sooners used a 316-yard rushing attack and 16 straight points to lead them to the victory. White finished with a game-high seven catches for 80 yards.

Ford Childress saw his first action as the starting signal caller against Georgia State, completing 25-of-41 passes for 359 yards and three touchdowns. Sims once again was strong for the Mountaineers with 116 yards on 18 carries and a touchdown. KJ Myers led all receivers with six catches for 64 yards, and Shorts collected 88 yards receiving. Unfortunately, Childress' season ended the next week, as he sustained a season-ending arm

injury in a shutout loss against Maryland.

Then came the emergence of Clint Trickett for the conference home opener against Big 12 preseason favorite, Oklahoma State. Even though his shoulder was injured before half, Trickett finished the game, completing 24-of-50 passes for 309 yards and a touchdown to lead the Mountaineers to a 30-21 upset of then No. 11-ranked OSU.

Sims finished with 60 yards rushing and a touchdown and had five catches for 82 yards. Ronald Carswell and Shorts contributed five catches each. The Mountaineer defense forced three turnovers, including two interceptions, had nine tackles for loss and 10 pass breakups. Jared Barber led the WVU defense with nine tackles and Travis Bell and Cook each contributed eight tackles. Golson finished with a sack, two tackles for loss and a forced fumble and Ishmael Banks turned an interception into a 58-yard touchdown return.

Sitting at 3-2, the Mountaineers traveled to Waco, Texas, to face Baylor. The Bears put a



decisive victory together that night to proclaim their stake as a dominant team not only in the Big 12 but in the nation. The Mountaineer defense finished with four turnovers, including three interceptions. Barber registered a game-high 11 tackles, and Cook finished with nine solo tackles, including a sack, an interception and took a lateral from a Bell interception and returned it 32 yards for a touchdown.

The Mountaineers came home to face Texas Tech, but a big Red Raider second-half comeback spoiled Homecoming, 37-27.

Trailing 13-0, West Virginia came to life in the second quarter, scoring 20 straight points, taking a 20-13 lead, on a Smith 38-yard run, a four-yard pass from Trickett to Sims and two Lambert field goals. After a third Texas Tech field goal cut the WVU lead to four in the middle of the third quarter, Smith scored his second touchdown of the game on a 12-yard run, giving the Mountaineers' an 11-point lead with 4:36 left in the third quarter.

The Red Raiders then put the stranglehold on the Mountaineer offense, holding it scoreless the rest of the way to take the victory. Two rushing touchdowns and a touchdown reception gave Tech the 10-point come-from-behind victory.

WVU headed to Manhattan, Kan., to try to turn its fortunes around, but once again, the early lead enjoyed by the Mountaineers was short-lived, and the result was the same. Leading 12-7 in the third quarter, the Mountaineers saw Kansas State roar back to score 28 unanswered points for the victory.

Each game became more important as the Mountaineers needed wins to qualify for a bowl berth, and it was no different for TCU as WVU invaded Fort Worth in early November. After an early Lambert field goal, TCU scored 17 straight points and looked to be in control. However, a 31-yard run by Sims midway through the second quarter stopped the bleeding and pulled the Mountaineers within seven.

TCU intercepted Trickett for the second time at the end of the third quarter and returned it to the two-yard line and were set to increase its lead to two touchdowns, when Trevone Boykin took the snap and was headed around the right side when WVU's Isaiah Bruce belted him and forced a fumble.

That was the break the Mountaineers needed as they embarked on a 17-point scoring streak, giving them a 10-point lead midway through the final stanza. After a second Lambert field goal at the beginning of the quarter, Cody Clay was on the receiving end of his first touchdown of the season set up by a second straight TCU turnover and a third straight Horned Frog turnover sparked a 13-yard scoring reception by Sims.

However, TCU wasn't done and marched down the field and scored with just over three minutes left in the game, and then went 39 more yards in the final 1:19 to tie the game on a field goal from 45-yards out with just 19 seconds left.

The overtime period belonged to the Mountaineers as the defense pushed the Horned Frogs back and forced them to try an unsuccessful 62-yard field goal, before Lambert converted the game winner from 34-yards.

Riding a five-game win streak and looking to aid its Big 12 Championship cause, Texas came to Morgantown on Nov. 9. West Virginia started strong in its upset bid, scoring nine points on a safety and a three-yard run by Sims, before the Longhorns returned the favor, scoring the next 10 points to take a one-point lead in the second quarter.

Two more touchdowns by Sims and a

Lambert field goal gave WVU a 10-point cushion midway through the third quarter, before Texas struck again for two touchdowns, giving the Longhorns their second lead of the game, 30-26, at the end of the third quarter.

Back-and-forth the game went throughout the fourth quarter. First, WVU scored on an eight-yard run by Smith to give the Mountaineers the lead, before Texas took it back on its next drive with a 10-yard pass play from Case McCoy to Jaxon Shipley. Less than a minute later, West Virginia regained the lead when Millard found Alford on a quick slant, and he raced 72 yards into the end zone, giving WVU the slim three-point lead midway through the fourth quarter.

WVU then had to run the final 6:34 off the clock to earn the hard-fought victory. After gaining a first down, the Mountaineers could not convert a second-and-one and a third-and-one and were forced to punt. A 30-yard punt set Texas up with 2:35 left in the game and 57 yards for either a field goal to tie or a touchdown for the win. The Longhorns converted a 4th-and-7 on their way down to the seven-yard line, where the WVU defense held, forcing a 24-yard game-tying field goal with



seconds left.

Texas got the ball first in overtime. The Mountaineer defense held on the first two downs, before a 14-yard pass play took the Longhorns down to the five-yard line. Three plays later, Texas found the end zone. Then West Virginia rode an Alford reverse 20 yards to the five-yard line, before two incomplete passes and an interception ended the game for WVU.

With its proverbial back against the wall, the Mountaineers had to win both remaining games to earn the bowl bid. Kansas, who struggled all year, had other plans, and rode James Sims, to 211 rushing yards and three touchdowns en route to the 31-19 upset victory. Millard replaced the injured Trickett and finished 24-of-43 for 245 yards and two touchdowns, and Sims ran for 99 yards and scored two touchdowns. Clarke led WVU with 10 tackles, including two for loss, and Kwiatkoski finished with eight tackles, including 1.5 tackles for loss and recovered a fumble.

West Virginia returned home to play its final game of the season against Iowa State in hopes of finishing with a win to honor its



14 seniors. The Mountaineers took a 31-14 halftime lead on two Sims touchdown runs, a White 17-yard touchdown reception from Trickett and a 38-yard fumble return by Joseph.

However, Iowa State outscored WVU 24-7 in the fourth quarter, including a 19-yard touchdown pass with a minute left in regulation to tie the game and force the third overtime game for West Virginia in its last four games.

The game remained tied after two overtimes, and Justin Coleman, who tied the game in regulation, caught the winning touchdown on the first play of the third overtime period and the Cyclones converted the two-point conversion. WVU, like in its game against Texas, moved down to the three-yard line on its first offensive play, but two runs each netted negative yards, an incomplete pass and a completed pass that was stopped at the two-yard line thwarted the Mountaineers chances.

The inexperience, inconsistency and injuries slowed the Mountaineers the entire season, but enough experience was established throughout the year to give the program positive building blocks to forge a solid foundation that will prove beneficial heading into the 2014 season.

2013 Statistical Totals

Date	Opponent	Result	Score	Attend.
A31	WILLIAM & MARY	W	24-17	56,350
S7	at Oklahoma *	L	7-16	84,692
S14	GEORGIA STATE	W	41-7	57,440
S21	vs. Maryland #	L	0-37	55,677
S28	#11 OKLAHOMA STATE*	W	30-21	57,280
O5	at #17 Baylor *	L	42-73	45,467
O19	#16 TEXAS TECH *	L	27-37	54,084
O26	at Kansas State *	L	12-35	52,898
N2	at TCU *	W	30-27 (OT)	41,632
N9	TEXAS *	L	40-47 (OT)	58,570
N16	at Kansas *	L	19-31	30,809
N30	IOWA STATE *	L	44-52 (3OT)	33,735

* - Big 12 Conference Game

- M&T Bank Stadium, Baltimore, Md.

Team Statistics	WVU	OPP
SCORING	316	400
Points Per Game.....	26.3	33.3
FIRST DOWNS	246	254
Rushing.....	77	103
Passing.....	142	136
Penalty 27.....	15	
RUSHING YARDAGE	1784	2300
Yards gained rushing.....	2128	2620
Yards lost rushing.....	344	320
Rushing Attempts.....	427	519
Average Per Rush.....	4.2	4.4
Average Per Game.....	148.7	191.7
TDs Rushing.....	18	23
PASSING YARDAGE	3148	3160
Comp-Att-Int.....	252-465-16	244-401-12
Average Per Pass.....	6.8	7.9
Average Per Catch.....	12.5	13.0
Average Per Game.....	262.3	263.3
TDs Passing.....	16	24
TOTAL OFFENSE	4932	5460
Total Plays.....	892	920
Average Per Play.....	5.5	5.9
Average Per Game.....	411.0	455.0
KICK RETURNS: #-Yards	53-984	42-963
PUNT RETURNS: #-Yards	19-61	29-147
INT RETURNS: #-Yards	12-183	16-230
KICK RETURN AVERAGE	18.6	22.9
PUNT RETURN AVERAGE	3.2	5.1
INT RETURN AVERAGE	15.2	14.4
FUMBLES-LOST	30-16	28-16
PENALTIES-Yards	63-591	86-720
Average Per Game.....	49.2	60.0
PUNTS-Yards	73-3218	68-2701
Average Per Punt.....	44.1	39.7
Net punt average.....	40.7	37.4
KICKOFFS-Yards	60-3771	78-4867
Average Per Kick.....	62.8	62.4
Net kick average.....	39.7	42.4
TIME OF POSSESSION/Game	28:19	31:41
3RD-DOWN Conversions	59/185	85/199
3rd-Down Pct.....	32%	43%
4TH-DOWN Conversions	4/18	6/8
4th-Down Pct.....	22%	75%
SACKS BY-Yards	16-111	28-170
MISC YARDS	0	-5
TOUCHDOWNS SCORED	38	48
FIELD GOALS-ATTEMPTS	17-23	21-29
ON-SIDE KICKS	1-3	0-0
RED-ZONE SCORES	(32-40) 80%	(50-60) 83%
RED-ZONE TOUCHDOWNS	(21-40) 52%	(32-60) 53%
PAT-ATTEMPTS	(35-36) 97%	(47-47) 100%
ATTENDANCE	317459	255498
Games/Avg Per Game.....	6/52910	5/51100
Neutral Site Games.....		1/55677

Scoring By Quarters

	1 st	2 nd	3 rd	4 th	OT	Total
West Virginia	81	77	44	105	9	316
Opponents	99	112	65	103	21	400

Rushing	GP	Att.	Net	Avg.	TD	Long
Sims, Charles.....	12	208	1,095	5.3	11	76
Smith, Dreamius.....	12	103	494	4.8	5	75
Smallwood, Wendell.....	12	39	221	5.7	1	38
Alford, Mario.....	12	5	47	9.4	0	24
Davis, Vernon.....	6	4	35	8.8	0	18
Garrison, Dustin.....	3	4	19	4.8	0	14
Thompson, Jordan.....	10	1	6	6.0	0	6
Molinari, Mike.....	12	1	4	4.0	0	4
TEAM.....	12	7	-15	-2.1	0	0
Trickett, Clint.....	8	36	-29	-0.8	1	12
Childress, Ford.....	2	6	-41	-6.8	0	3
Millard, Paul.....	7	13	-52	-4.0	0	3
Total	12	427	1,784	4.2	18	76
Opponents	12	519	2,300	4.4	23	80

Passing	Cmp.-Att.-Int.	Pct.	Yards	TD	Long
Trickett, Clint.....	123-233-7	52.8	1,605	7	76
Millard, Paul.....	93-168-6	55.4	1,122	6	72
Childress, Ford.....	36-63-3	57.1	421	3	45
TEAM.....	0-1-0	0.0	0	0	0
Total	252-465-16	54.2	3,148	16	76
Opponents	244-401-12	60.8	3160	24	73

Total Offense	Plays	Rush/Pass	Total	Avg.
Trickett, Clint.....	269	-29/1,605	1,576	197.0
Sims, Charles.....	208	1,095/0	1,095	91.2
Millard, Paul.....	181	-52/1,122	1,070	152.9
Smith, Dreamius.....	103	494/0	494	41.2
Childress, Ford.....	69	-41/421	380	190.0
Smallwood, Wendell.....	39	221/0	221	18.4
Alford, Mario.....	5	47/0	47	3.9
Davis, Vernon.....	4	35/0	35	5.8
Garrison, Dustin.....	4	19/0	19	6.3
Thompson, Jordan.....	1	6/0	6	0.6
Molinari, Mike.....	1	4/0	4	0.3
TEAM.....	8	-15/0	-15	-1.7
Total	892	1,784/3,148	4,932	411.0
Opponents	920	2,300/3,160	5,460	455.0

Receiving	No.	Yards	Avg.	TD	Long
Shorts, Daikiel.....	45	495	11.0	2	38
Sims, Charles.....	45	401	8.9	3	38
White, Kevin.....	35	507	14.5	5	43
Alford, Mario.....	27	552	20.4	2	76
Thompson, Jordan.....	23	178	7.7	0	17
Carswell, Ronald.....	20	413	20.6	2	69
McCartney, Ivan.....	12	160	13.3	1	45
Smallwood, Wendell.....	11	132	12.0	0	30
Myers, KJ.....	11	111	10.1	0	22
Clay, Cody.....	9	73	8.1	1	12
Mathis, Devonte.....	7	82	11.7	0	19
Davis, Vernon.....	5	33	6.6	0	11
Smith, Dreamius.....	2	11	5.5	0	9
Total	252	3148	12.5	16	76
Opponents	12	244	3160	13.0	24

Punt Returns	No.	Yds	Avg	TD	Long
Thompson, Jordan.....	10	18	1.8	0	7
Carswell, Ronald.....	6	45	7.5	0	22
TEAM.....	1	-15	-15.0	0	0
Snow, Jewone.....	1	15	15.0	0	0
Alford, Mario.....	1	-2	-2.0	0	0
Total	19	61	3.2	0	22
Opponents	29	147	5.1	0	36

Field Goals	Att.	Pct.	1-39	40-49	50+	Lg	Blk
Lambert, Josh	17-23	73.9	11-12	5-6	1-5	50	2
FG SEQUENCE							
	West Virginia			Opponents			
William & Mary.....	55	(22)	(29),42				
Oklahoma.....	-		(44),(21),(32),35				
Georgia State.....	(42),53	(23)	-				
Maryland.....	-		(50),(36),(30)				
Oklahoma State.....	(45),50,34	(27),(34)	44,23				
Baylor.....	-		(36),37				
Texas Tech.....	(33),(30)		(21),(36),(26)				
Kansas State.....	(21),(50)		-				
TCU.....	(24),(42),(34)		(22),(45),62				
Texas.....	(30)		(37),(25),(29),(24)				
Kansas.....	42		(25)				
Iowa State.....	(49),51,(41),(26)		42,28,(31),(40),(26)				

Numbers in (parentheses) indicate field goal was made.

PUNTING	No.	Yds	Avg	Long	TB	FC	I20	Blkd
O'Toole, Nick	73	3,218	44.1	68	5	23	22	0
Total	73	3218	44.1	68	5	23	22	0
Opponents	68	2701	39.7	64	5	23	22	1

Scoring	TD	FG	Kick	PAT			Pts
				Rush	Rec	Pass	
Lambert, Josh.....	0	17-23	35-36	0-0	0	0-0	86
Sims, Charles.....	14	0-0	0-0	0-0	0	0-0	84
White, Kevin.....	5	0-0	0-0	0-0	0	0-0	30
Smith, Dreamius....	5	0-0	0-0	0-0	0	0-0	30
Carswell, Ronald...2	0-0	0-0	0-0	0-0	0	0-0	12
Shorts, Daikiel.....2	0-0	0-0	0-0	0-0	0	0-0	12
Alford, Mario.....2	0-0	0-0	0-0	0-0	0	0-0	12
Joseph, Karl.....2	0-0	0-0	0-0	0-0	0	0-0	12
Clay, Cody.....1	0-0	0-0	0-0	0-0	0	0-0	6
Smallwood, Wend...1	0-0	0-0	0-0	0-0	0	0-0	6
Banks, Ishmael.....1	0-0	0-0	0-0	0-0	0	0-0	6
Cook, Darwin.....1	0-0	0-0	0-0	0-0	0	0-0	6
McCartney, Ivan....1	0-0	0-0	0-0	0-0	0	0-0	6
Trickett, Clint.....1	0-0	0-0	0-0	0-0	0	0-0	6
TEAM.....	0	0-0	0-0	0-0	0	0-0	2
Millard, Paul.....0	0-0	0-0	0-0	0-0	0	0-2	0
Total	38	17-23	35-36	0-0	0	0-2	316
Opponents	48	21-29	47-47	0-0	1	1-1	400

Kick Returns	No.	Yds	Avg	TD	Long
Smallwood, Wendell....	30	541	18.0	0	38
Alford, Mario.....	11	229	20.8	0	43
Carswell, Ronald.....	7	131	18.7	0	38
Sims, Charles.....	4	53	13.2	0	16
Davis, Vernon.....	1	14	14.0	0	14
Bruce, Isaiah.....	0	16	0.0	0	16
Total	53	984	18.6	0	43
Opponents	42	963	22.9	0	52

Fumble Returns	No.	Yds	Avg	TD	Long
Bruce, Isaiah.....	1	0	0.0	0	0
Joseph, Karl.....	1	38	38.0	2	38
Total	2	38	19.0	2	38
Opponents	1	27	27.0	0	27

Interceptions	No.	Yds	Avg	TD	Long
Cook, Darwin.....	4	65	16.2	1	32
Kwiatkoski, Nick.....	3	13	4.3	0	8
Banks, Ishmael.....	2	58	29.0	1	58
Joseph, Karl.....	1	11	11.0	0	11
Bell, Travis.....	1	-1	-1.0	0	0
Worley, Daryl.....	1	37	37.0	0	37
Total	12	183	15.2	2	58
Opponents	16	230	14.4	1	54

All-Purpose	Rush/Rec	PR/KR/IR	Total	Avg.
Sims, Charles.....	1,095/401	0/53/0	1,549	129.1
Smallwood, Wend....	221/132	0/541/0	894	74.5
Alford, Mario.....	47/552	-2/229/0	826	68.8
Carswell, Ronald.....	0/413	45/131/0	589	73.6
White, Kevin.....	0/507	0/0/0	507	46.1
Smith, Dreamius.....	494/11	0/0/0	505	42.1
Shorts, Daikiel.....	0/495	0/0/0	495	41.2
Thompson, Jordan....	6/178	18/0/0	202	20.2
McCartney, Ivan.....	0/160	0/0/0	160	14.5
Myers, KJ.....	0/111	0/0/0	111	9.2
Davis, Vernon.....	35/33	0/14/0	82	13.7
Mathis, Devonte.....	0/82	0/0/0	82	10.2
Clay, Cody.....	0/73	0/0/0	73	6.1
Cook, Darwin.....	0/0	0/0/65	65	5.9
Banks, Ishmael.....	0/0	0/0/58	58	4.8
Worley, Daryl.....	0/0	0/0/37	37	3.4
Garrison, Dustin.....	19/0	0/0/0	19	6.3
Bruce, Isaiah.....	0/0	0/16/0	16	1.5
Snow, Jewone.....	0/0	15/0/0	15	1.7
Kwiatkoski, Nick.....	0/0	0/0/13	13	1.3
Joseph, Karl.....	0/0	0/0/11	11	0.9
Molinari, Mike.....	4/0	0/0/0	4	0.3
Bell, Travis.....	0/0	0/0/-1	-1	-0.1
Trickett, Clint.....	-29/0	0/0/0	-29	-3.6
TEAM.....	-15/0	-15/0/0	-30	-3.3
Childress, Ford.....	-41/0	0/0/0	-41	-20.5
Millard, Paul.....	-52/0	0/0/0	-52	-7.4
Total	1,784/3,148	61/984/183	6,160	13.3
Opponents	2,300/3,160	147/963/230	6,800	566.7

KICKOFFS	No.	Yds	Avg	TB	OB	Retn	Net	YdLn
Molinari, Mike.....	54	3,412	63.2	14	1			
O'Toole, Nick.....	6	359	59.8	3	0			
Total	60	3,771	62.8	17	1	963	39.7	25
Opponents	78	4,867	62.4	23	2	984	42.4	22

Defense	GP	-----Tackles-----				--Sacks-- ----Pass Def.----			---Fumbles---		Blkd.	
		Solo	Ast.	Total	TFL/Yds	No./Yards	Int./Yards	BrUp.	Rcv./Yds.	FF	Kick	Saf.
35 Kwiatkoski, Nick	10	54	32	86	6.5/20	2/14	3/13	.	1/0	2	.	.
25 Cook, Darwin	11	55	19	74	4/19	1/7	4/65	3	2/0	.	.	.
33 Barber, Jared	10	43	28	71	5/14	.	.	2	1/0	1	.	.
8 Joseph, Karl	12	56	12	68	3/11	.	1/11	4	4/38	2	.	.
93 Rose, Kyle	12	29	20	49	8.5/31	1/7	.	1	1/0	.	.	.
98 Clarke, Will	12	36	13	49	17/77	6/44	.	3	1/0	1	.	.
90 Rowell, Shaq	12	22	25	47	4/7
26 Bell, Travis	12	38	7	45	1/3	.	1/-1	4
7 Worley, Daryl	11	36	9	45	3/6	.	1/37	5
31 Bruce, Isaiah	11	26	17	43	5/18	.	.	.	2/0	3	.	.
2 Golson, Brandon	12	31	10	41	7/48	4/38	.	2	.	5	.	.
47 Rigg, Doug	8	24	15	39	2.5/10	1/7	.	3
34 Banks, Ishmael	12	28	4	32	0	.	2/58	1	1/0	.	.	.
9 Dillon, KJ	9	23	5	28	3/8	.	.	6	1/0	.	.	.
53 Anderson, Tyler	12	9	9	18	0.5/1
99 Hyman, Dontrill	12	8	10	18	3.5/12	.	.	1	1/0	.	.	.
24 Tyler, Jeremy	8	12	5	17	3/8	.	.	1	.	1	.	.
45 Kinsey, Eric	10	8	7	15	3/7	1/4	.	1
18 Gross, Marvin	11	9	5	14	1.5/7
16 Chestnut, Terrell	10	7	3	10	1	.	.
43 Harper, Jarrod	12	6	4	10	1	.	.
37 Tonkery, Wes	5	6	3	9
2C Rumph, Ricky	9	3	3	6
49 Howard, Darrien	4	4	2	6
27 Marable, W.	9	4	1	5
97 Nwachukwu, Noble	9	4	1	5	1/8	1/8	.	.	.	1	.	.
30 Arndt, Justin	9	3	2	5
56 Snow, Jewone	9	4	.	4	1	.
92 Demko, Trevor	8	2	2	4	1/1
4 Smallwood, Wendell	12	2	1	3
48 Molinari, Michael	12	2	1	3
14 Millard, Paul	7	2	1	3
22 Williams, Avery	6	2	1	3	1	.
3 Sims, Charles	12	3	.	3
20 Napoleon, Brandon	10	2	1	3	1/0	.	.	.
95 Brown, Christian	4	1	2	3
13 Walters, Sean	12	3	.	3
85 McCartney, Ivan	11	1	1	2
67 Spain, Quinton	12	2	.	2
11 White, Kevin	11	2	.	2
32 Nash, Carlton	6	1	.	1
79 Kindler, Nick	12	.	1	1
9 Trickett, Clint	8	1	.	1
64 Glowinski, Mark	12	1	.	1
42 Hope, Garrett	11	1	.	1
87 DePalma, John	12	.	1	1
70 Gayeski, James	1	.	1	1
17 Ezemma, Dozie	1
TM TEAM	9	1
Total.....	12	616	284	900	83/316	16/111	12/183	37	16/38	18	2	1
Opponents.....	12	-	-	-	-	28/170	16/230	57	24	16/27	19	3

WEST VIRGINIA



Professional
Football
1920-2013

WVU Players In The Draft

Player	Round	Team	Player	Round	Team
1936 ...			Bill Underdonk	11th.....	Cleveland Browns
Joe Stydahar	1st.....	Chicago Bears	1957 ...		
1937 ...			Tony Hosek.....	15th	Chicago Bears
Herb Barna	7th	Philadelphia Eagles	Joe Kopnisky	21st.....	Chicago Cardinals
1938 ...			Ron Klim.....	24th	Chicago Cardinals
Kelly Moan.....	5th	New York Giants	Bill Trozzo.....	29th	Cleveland Browns
1939 ...			1958 ...		
Alex Atty.....	18th	Cleveland Browns	Chuck Howley.....	1st.....	Chicago Bears
1940 ...			Larry Krutko	2nd.....	Pittsburgh Steelers
Harry Clarke	11th.....	Chicago Bears	Joe Nicely	3rd	Baltimore Colts
Mike Gussie.....	13th	Brooklyn	Mickey Trimarki.....	13th	Philadelphia Eagles
1941 ...			Bill Chancey.....	19th	Chicago Bears
John Shonk.....	17th	Philadelphia Eagles	1959 ...		
1943 ...			Dick Guessman	6th	Detroit Lions
Vic Peelish.....	17th	Detroit Lions	Bill Lopasky	13th	San Francisco 49ers
Quentin Barnette ...	19th	Brooklyn	Mel Reight	21st.....	Washington Redskins
1944 ...			Glenn Shamblin.....	22nd.....	Chicago Cardinals
Eddie Kulakowski ...	19th	Philadelphia Eagles	1960 ...		
Dick McElwee.....	28th	Detroit Lions	Ray Peterson.....	14th	Philadelphia Eagles
1945 ...			Ray Peterson.....		Buffalo Bills (AFL)
Leo Benjamin.....	27th	Philadelphia Eagles	Bill Lopasky		Los Angeles Chargers
1946 ...			1962 ...		
Russ Lopez.....	17th	Pittsburgh Steelers	Bill Winter	6th	San Francisco 49ers
1948 ...			Bill Winter	12th	New York Titans (AFL)
Tom Keene	2nd.....	Los Angeles Rams/NFL	1963 ...		
Gene Corum.....	9th	Chicago Cardinals/NFL	Tom Woodeshick	4th	Buffalo Bills (AFL)
Jim Walthall	11th.....	Philadelphia/NFL	Gene Heeter	8th	San Diego Chargers
Jim Walthall	16th	Buffalo/AAFC	Tom Woodeshick	8th	Philadelphia Eagles
Gene Corum.....	26th	Chicago Rockets/AAFC	Jim Moss	13th	New York Giants
1950 ...			Jim Moss	16th	Oakland Raiders (AFL)
Pete Zinach	9th	San Francisco 49ers	Steve Berzansky.....	19th	Baltimore Colts
Fred Stuvek	11th.....	Los Angeles Rams	Steve Berzansky.....	28th	San Diego Chargers (AFL)
Jack Morton	13th	New York Bulldogs	1964 ...		
Dave Stephenson ...	15th	Los Angeles Rams	Pete Goimarac.....	5th	San Diego Chargers (AFL)
1951 ...			Pete Goimarac.....	7th	Philadelphia Eagles
Jack Bove	19th	Philadelphia Eagles	Glenn Holton.....	10th	Detroit Lions
Frank Kazmierski....	26th	Detroit Lions	1965 ...		
1952 ...			Joe Pabian.....	15th	San Francisco 49ers
Paul Bischoff.....	15th	New York Giants	1966 ...		
1953 ...			Dick Leftridge.....	1st.....	Pittsburgh Steelers
Bob Orders	13th	Green Bay Packers	Dick Leftridge.....	4th	Miami Dolphins (AFL)
1954 ...			Bob Dunlevy	6th	Dallas Cowboys
Tommy Allman	4th	Green Bay Packers	Bill Sullivan	15th	Detroit Lions
Bill Marker.....	8th	Washington Redskins	Bob Dunlevy	19th ..	Kansas City Chiefs (AFL)
Ralph Starkey	8th	New York Giants	1968 ...		
Ben Dunkerly.....	12th	Washington Redskins	Garrett Ford.....	3rd	Denver Broncos
Jerry Cooper.....	21st.....	Los Angeles Rams	John Mallory	10th	Philadelphia Eagles
Bill Jarrett.....	24th	Chicago Bears	Ron Williams.....	14th	Dallas Cowboys
Ed Brookman.....	24th	Los Angeles Rams	Dan Williamson.....	14th	Philadelphia Eagles
Jack Stone.....	29th	Philadelphia Eagles	1970 ...		
1955 ...			Carl Crennel	9th	Pittsburgh Steelers
Gene Lamone.....	5th	Philadelphia Eagles	1971 ...		
Bill Hillen.....	11th.....	New York Giants	Jim Braxton.....	3rd	Buffalo Bills
Clyde Sweeney.....	18th	Los Angeles Rams	Dale Farley	3rd	Miami Dolphins
Chuck Donaldson ...	23rd	Washington Redskins	Bob Gresham	8th	New Orleans Saints
1956 ...			1972 ...		
Joe Marconi.....	1st.....	Los Angeles Rams	Leon Jenkins	16th	Detroit Lions
Bruce Bosley	2nd.....	San Francisco 49ers	1973 ...		
Sam Huff.....	3rd	New York Giants	Ed Williams.....	14th	Baltimore Colts
Fred Wyant.....	3rd	Washington Redskins	1975 ...		
Bobby Moss.....	4th	Cleveland Browns	Danny Buggs.....	3rd	New York Giants

Player	Round	Team	Player	Round	Team
John Adams.....	8th	St. Louis Cardinals	Jay Kearney.....	6th	Green Bay Packers
Charles Miller.....	8th	Cleveland Browns	Darren Studstill.....	6th	Dallas Cowboys
Marshall Mills.....	10th	Atlanta Falcons	1995 ...		
Jeff Merrow.....	11th	Atlanta Falcons	Todd Sauerbrun.....	2nd	Chicago Bears
Kerry Marbury.....	16th	New England Patriots	1996 ...		
1976 ...			Aaron Beasley.....	3rd	Jacksonville Jaguars
Ron Lee.....	3rd	Baltimore Colts	John Browning.....	3rd	Kansas City Chiefs
Artie Owens.....	4th	San Diego Chargers	Kantroy Barber.....	4th	New England Patriots
Charles Braswell.....	8th	Detroit Lions	Lovett Purnell.....	7th	New England Patriots
Al Gluchoski.....	14th	New York Jets	1997 ...		
Rich Lukowski.....	17th	Minnesota Vikings	Mike Logan.....	2nd	Jacksonville Jaguars
Scott MacDonald.....	17th	New Orleans Saints	Canute Curtis.....	6th	Cincinnati Bengals
1978 ...			1998 ...		
Tom Pridemore.....	9th	Atlanta Falcons	Henry Slay.....	7th	Atlanta Falcons
Dave Riley.....	11th	New Orleans Saints	1999 ...		
1981 ...			Charles Fisher.....	2nd	Cincinnati Bengals
Delbert Fowler.....	5th	Houston Oilers	Solomon Page.....	2nd	Dallas Cowboys
Fulton Walker.....	6th	Miami Dolphins	John Thornton.....	2nd	Tennessee Titans
Robert Alexander.....	10th	Los Angeles Rams	Gary Stills.....	3rd	Kansas City Chiefs
1982 ...			Amos Zereoue.....	3rd	Pittsburgh Steelers
Oliver Luck.....	2nd	Houston Oilers	Kevin Landolt.....	4th	Jacksonville Jaguars
1983 ...			2000 ...		
Darryl Talley.....	2nd	Buffalo Bills	Anthony Becht.....	1st	New York Jets
Mark Raugh.....	11th	Pittsburgh Steelers	Jerry Porter.....	2nd	Oakland Raiders
1984 ...			Barrett Green.....	2nd	Detroit Lions
Jeff Hostetler.....	3rd	New York Giants	Marc Bulger.....	6th	New Orleans Saints
Rich Hollins.....	9th	Detroit Lions	2003 ...		
Steve Hathaway.....	12th	Indianapolis Colts	Lance Nimmo.....	4th	Tampa Bay Buccaneers
1985 ...			James Davis.....	5th	Detroit Lions
Ron Wolfley.....	4th	St. Louis Cardinals	2004 ...		
Willie Drewrey.....	11th	Houston Oilers	Quincy Wilson.....	7th	Atlanta Falcons
Paul Woodside.....	12th	Buffalo Bills	2005 ...		
1986 ...			Adam Jones.....	1st	Tennessee Titans
Brian Jozwiak.....	1st	Kansas City Chiefs	Chris Henry.....	3rd	Cincinnati Bengals
Fred Smalls.....	7th	San Diego Chargers	Rasheed Marshall.....	5th	San Francisco 49ers
Derek Christian.....	12th	Buffalo Bills	2007 ...		
1987 ...			Dee McCann.....	6th	Detroit Lions
John Holifield.....	12th	Cincinnati Bengals	2008 ...		
1988 ...			Steve Slaton.....	3rd	Houston Texans
David Grant.....	4th	Cincinnati Bengals	Owen Schmitt.....	5th	Seattle Seahawks
1989 ...			Ryan Mundy.....	6th	Pittsburgh Steelers
Bo Orlando.....	6th	Houston Oilers	2009 ...		
Craig Taylor.....	6th	Cincinnati Bengals	Pat White.....	2nd	Miami Dolphins
Udra Johnson.....	7th	Atlanta Falcons	Ellis Lankster.....	7th	Buffalo Bills
Chris Parker.....	8th	Detroit Lions	Pat McAfee.....	7th	Indianapolis Colts
Anthony Brown.....	8th	New York Jets	2010 ...		
Alvoid Mays.....	8th	Houston Oilers	Selvish Capers.....	7th	Washington Redskins
Pat Marlatt.....	9th	New York Jets	2011 ...		
Brian Smider.....	11th	Houston Oilers	Brandon Hogan.....	5th	Carolina Panthers
1990 ...			Robert Sands.....	5th	Cincinnati Bengals
Renaldo Turnbull.....	1st	New Orleans Saints	J.T. Thomas.....	6th	Chicago Bears
Reggie Rembert.....	2nd	New York Jets	Chris Neild.....	7th	Washington Redskins
Mike Fox.....	2nd	New York Giants	2012 ...		
Basil Proctor.....	7th	New York Jets	Bruce Irvin.....	1st	Seattle Seahawks
Jack Linn.....	9th	Detroit Lions	Najee Goode.....	5th	Tampa Bay Buccaneers
Lonnie Brockman.....	9th	New Orleans Saints	Keith Tandy.....	6th	Tampa Bay Buccaneers
Major Harris.....	12th	Los Angeles Raiders	2013 ...		
1992 ...			Tavon Austin.....	1st	St. Louis Rams
Jim Gray.....	7th	New England Patriots	Geno Smith.....	2nd	New York Jets
Steve Grant.....	10th	Indianapolis Colts	Stedman Bailey.....	3rd	St. Louis Rams
1993 ...			2014 ...		
Mike Compton.....	3rd	Detroit Lions	Charles Sims.....	3rd	Tampa Bay Buccaneers
Adrian Murrell.....	5th	New York Jets	Will Clarke.....	3rd	Cincinnati Bengals
1994 ...					
Rich Braham.....	3rd	Arizona Cardinals			

WVU Players In The Pro Ranks

1 9 2 0 - 2 0 1 3

Name (Years Lettered at WVU)	Team/League	Years
Alexander, Robert (77-78-79-80)	Los Angeles Rams (NFL)	1981-83
	Los Angeles Express (USFL)	1985
Anderson, William (43)	Boston Yanks (NFL)	1945
Atty, Alexander (36-37-38)	New York Giants (NFL)	1948
Austin, Tavon (2009-10-11-12)	St. Louis Rams (NFL)	2013
Bailey, Russell (15-16-17-19)	Akron Pros (APFA)	1920-21
Bailey, Stedman (2010-11-12)	St. Louis Rams (NFL)	2013
Baisi, Albert (37-38-39)	Chicago Bears (NFL)	1940-41,46
	Philadelphia Eagles (NFL)	1947
Baker, Mike (90-91-93)	St. Louis Stampede (AFL)	1996
	Albany Firebirds (AFL)	1997
	Grand Rapids Rampage (AFL)	1998-2002
Barber, Kantroy (94-95)	New England Patriots (NFL)	1996
	Carolina Panthers (NFL)	1997
	Miami Dolphins (NFL)	1998-99
Barclay, Don (2008-09-10-11C)	Green Bay Packers	2012-13
Barnum, Pete (22-23-25-26)	Columbus Tigers (NFL)	1926
Barrows, Scott (82-83-84)	Detroit Lions (NFL)	1986-87
Baumann, Charlie (85-86-87-88)	Orlando Thunder (WLAF)	1991
	Miami Dolphins (NFL)	1991
	New England Patriots (NFL)	1991-92
	Orlando Predators (AFL)	1996-97
Beasley, Aaron (92-93-94-95)	Jacksonville Jaguars (NFL)	1996-2001
	New York Jets (NFL)	2002-03
	Atlanta Falcons (NFL)	2004
Becht, Anthony (96-97-98-99)	New York Jets (NFL)	2000-04
	Tampa Bay Buccaneers (NFL)	2005-07
	St. Louis Rams (NFL)	2008
	Arizona Cardinals (NFL)	2009
	Kansas City Chiefs (NFL)	2011
Beck, Carl (20)	Buffalo All-Americans (APFA)	1921
Bell, Grantis (85-86-87-88)	Orlando Thunder (WLAF)	1992
	Detroit Drive (AFL)	1993
	Massachusetts Marauders (AFL)	1994
	Tampa Bay Storm (AFL)	1994
Bischoff, Paul (50-51-52)	Hamilton Tiger-Cats (CFL)	1955
Bosley, Bruce (52-53-54-55)	San Francisco 49ers (NFL)	1956-68
	Atlanta Falcons (NFL)	1969
Bove, John (48-49-50)	Ottawa Rough Riders (CFL)	1951-53,55, 58-59




Tavon/Austin

Name (Years Lettered at WVU)	Team/League	Years
Braham, Rich (90-91-92-93)	Arizona Cardinals (NFL)	1994
	Cincinnati Bengals (NFL)	1994-2006
Braxton, Jim (68-69-70)	Buffalo Bills (NFL)	1971-78
	Miami Dolphins (NFL)	1978
Brewster, Walter (27-28)	Buffalo Bisons (NFL)	1929
Briggs, Tom (91-92)	Anaheim Piranhas (AFL)	1997
	Portland Forest Dragons (AFL)	1997-99
	Oklahoma Wranglers (AFL)	2000-01
	Dallas Desperados (AFL)	2002-03
	Austin Wranglers (AFL)	2004-06
	Tampa Bay Storm (AFL)	2007-08
Brown, Anthony (87-88)	New York Jets (NFL)	1989-92
Brown, Antonio (98-99-2000-01)	Buffalo Bills (NFL)	2003
	Washington Redskins (NFL)	2004-05
Brown, Tim (92-93)	Anaheim Piranhas (AFL)	1997
	Albany Firebirds (AFL)	1998-2000
	Chicago Rush (AFL)	2001
Browning, John (93-94-95)	Kansas City Chiefs (NFL)	1996-2005

Name (Years Lettered at WVU) Team/League	Years	Name (Years Lettered at WVU) Team/League	Years
Bruder, Woodruff (24)		Devine, Noel (2007-08-09-10C)	
Buffalo Bisons (NFL)	1925	Omaha Nighthawks (UFL)	2011
Frankford Yellowjackets (NFL)	1925-26	Montreal Alouettes (CFL)	2012-13
Buggs, Danny (72-73-74)		Doggette, Cecil (90-91)	
New York Giants (NFL)	1975-76	Detroit Drive (AFL)	1993
Washington Redskins (NFL)	1976-79	Arizona Rattlers (AFL)	1995, 97-2002
Edmonton Eskimos (CFL)	1980	Grand Rapids Rampage (AFL)	2003-05
Tampa Bay Bandits (USFL)	1983	Columbus Destroyers (AFL)	2006
San Antonio Gunslingers (USFL)	1984-85	Dolly, Richard (37-38-39)	
Bulger, Marc (96-97-98-99)		Pittsburgh Steelers (NFL)	1941,45
St. Louis Rams (NFL)	2001-09	Drewrey, Willie (81-82-83-84)	
Baltimore Ravens (NFL)	2010	Houston Oilers (NFL)	1985-88
Bumgardner, Rex (46-47)		Tampa Bay Buccaneers (NFL)	1989-92
Buffalo Bills (AAFC)	1948-49	Houston Oilers (NFL)	1993
Cleveland Browns (NFL)	1950-52	Durrette, Mike (80-81)	
Burke, Mark (73-74-75)		Los Angeles Express (USFL)	1983-85
Philadelphia Eagles (NFL)	1976	San Francisco 49ers (NFL)	1986-87
Campbell, Todd (79-80-81-82)		Easley, Walter (76-77-79-80)	
Arizona Wranglers (USFL)	1983	San Francisco 49ers (NFL)	1981-82
Carliss, John (38-39-40)		Chicago Blitz (USFL)	1983
Richmond Rebels (DFL)	1941	Pittsburgh Maulers (USFL)	1984
Clarke, Harry (37-38-39)		Eckberg, Gustavus (22-23-24)	
Chicago Bears (NFL)	1940-43	Cleveland Bulldogs (NFL)	1925
San Diego Bombers (PCFL)	1945	Edmonds, Chris (1997-98-99-2000)	
Los Angeles Dons (AAFC)	1946-48	Cincinnati Bengals (NFL)	2002-03
Chicago Rockets (AAFC)	1948	Eller, Charlie (36-37-38)	
Cobourne, Avon (99-2000-01C-02C)		Newark Bears (AA)	1939-41
Detroit Lions (NFL)	2003-04	Emanuel, Charles (93-94-95-96)	
Cologne Centurions (NFLE)	2004	Minnesota Vikings (NFL)	1997
Miami Dolphins (NFL)	2005	Philadelphia Eagles (NFL)	1997
Montreal Alouettes (CFL)	2005-10	Rhein Fire (NFLE)	1999
Hamilton Tiger-Cats (CFL)	2011-13	Estrada, Angel (2002-03)	
Collins, Mike (90-91-92-93C)		Ohio Valley Greyhounds (NIFL)	2004
St. Louis Stampede AFL	1995	New York Dragons (AFL)	2005-08
Compton, Mike (89-90-91-92)		Farley, Dale (68-69-70)	
Detroit Lions (NFL)	1993-2000	Miami Dolphins (NFL)	1971
New England Patriots (NFL)	2001-03	Buffalo Bills (NFL)	1972-73
Jacksonville Jaguars (NFL)	2004	Toronto Argonauts (CFL)	1974
Crennel, Carl (67-68-69)		Fisher, Charles (95-96-97-98)	
Pittsburgh Steelers (NFL)	1970	Cincinnati Bengals (NFL)	1999-2000
Winnipeg Blue Bombers (CFL)	1971	Ford, Garrett (65-66-67)	
Montreal Alouettes (CFL)	1972-79	Denver Broncos (AFL)	1968
Edmonton Eskimos (CFL)	1979	Ford, Larry (2009-10)	
Hamilton Tiger-Cats (CFL)	1980	Florida Tarpons (UFL)	2011-12
Saskatchewan Roughriders (CFL)	1981	San Antonio Talons (AFL)	2012
Curtis, Canute (93-94-95-96)		Orlando Predators (AFL)	2013
Cincinnati Bengals (NFL)	1997-2002	Foreman, Shawn (95-96-97-98)	
Curtis, Travis (83-84-85-86)		Oklahoma Wranglers (AFL)	2001
St. Louis Cardinals (NFL)	1987	Dallas Desperados (AFL)	2002
Phoenix Cardinals (NFL)	1988	Fowler, Delbert (77-78-79-80)	
Minnesota Vikings (NFL)	1989	Montreal Alouettes (CFL)	1982-83
New York Jets (NFL)	1990	Winnipeg Blue Bombers (CFL)	1984, 86-89
Barcelona Dragons (WLAFL)	1992	Fowlkes, Dennis (79-80-81-82)	
Davis, Carl (22-23-24-25)		Minnesota Vikings (NFL)	1983-85
Newark Bears (AFL)	1926	Fox, Mike (86-87-88-89)	
Frankford Yellowjackets (NFL)	1927	New York Giants (NFL)	1990-94
Davis, James (99-2000-01-02C)		Carolina Panthers (NFL)	1995-98
Detroit Lions (NFL)	2003-05	Frazier, Lance (2000-01-02-03C)	
Davis, Jason (1999-2000-01-02)		Dallas Cowboys (NFL)	2004
Berlin Thunder (NFLE)	2006	Cologne Centurions (NFLE)	2006
De Groh, Eric (95-96-97-98)		Saskatchewan Rough Riders (CFL)	2007-11
Tampa Bay Buccaneers (NFL)	1999	Fryer, Kenneth (40-43)	
		Newport News (DFL)	1941
		Brooklyn Tigers (NFL)	1944

Name (Years Lettered at WVU)	Team/League	Years
Garvin, Terence (2009-10-11-12)	Pittsburgh Steelers (NFL)	2013
Gilliam, Rick (97-98-99-2000)	Indiana Firebirds (AFL)	2002
Gist, Andre (80-81-82)	Tampa Bay Bandits (USFL)	1983
Goode, Najee (2008-09-10-11C)	Tampa Bay Buccaneers (NFL)	2012
	Philadelphia Eagles (NFL)	2013
Goodman, Henry (40-41)	Detroit Lions (NFL)	1942
Goodwin, Charles Tod (32-33-34)	New York Giants (NFL)	1935-36
	Wilmington Clippers (DFL)	1937
	Wilmington Clippers (AA)	1938-40
Graham, Frederick (21-22-23-24)	Frankford Yellowjackets (NFL)	1926
	Providence Steam Rollers (AFL)	1926
Grant, David (84-85-86-87)	Cincinnati Bengals (NFL)	1988-92
	Tampa Bay Buccaneers (NFL)	1992
	Green Bay Packers (NFL)	1993
Grant, Stephen (88-89-90-91)	Indianapolis Colts (NFL)	1992-97
Green, Anthony (96-97-98-99)	New York Giants (NFL)	2001
Green, Barrett (96-97-98-99)	Detroit Lions (NFL)	2000-03
	New York Giants (NFL)	2004-05
Gresham, Bob (68-69-70)	New Orleans Saints (NFL)	1971-72
	Houston Oilers (NFL)	1973-74
	New York Jets (AFL)	1975-76
Guseman, Richard (56-57-58)	New York Titans (AFL)	1960-62
	New York Jets (AFL)	1963
	Denver Broncos (AFL)	1964
Gussie, Michael (37-38-39)	Brooklyn Dodgers (NFL)	1940
Haering, Chris (86-87-88-89)	New York/New Jersey Knights (WLAF)	1991
Hagberg, Rudolph (27-28)	Buffalo Bisons (NFL)	1929
	Brooklyn Dodgers (NFL)	1930
Harris, Chuck (81)	Denver Dynamite (AFL)	1987
	Los Angeles Cobras (AFL)	1988
	Maryland Commandos (AFL)	1989
	Washington Commandos (AFL)	1990
	Albany Firebirds (AFL)	1991
	Chicago Bears (NFL%)	1987
Harris, Kay-Jay (2004-05)	St. Louis Rams (NFL)	2006-07
	New York Giants (NFL)	2008
Harris, Harry (17)	Akron Pros (APFA)	1920
Harris, Major (87-88-89)	British Columbia Lions (CFL)	1990
	Columbus Thunderbolts (AFL)	1991
	Cleveland Thunderbolts (AFL)	1992
Hathaway, Steve (81-82-83)	Indianapolis Colts (NFL)	1984
Hedrick, Olan (35-36-37)	Newark Bears (AA)	1939

Name (Years Lettered at WVU)	Team/League	Years
Heeter, Eugene (60-61-62)	New York Jets (AFL)	1963-65
Henry, Chris (2003-04)	Cincinnati Bengals (NFL)	2005-09
Herock, Kenneth (60-61-62)	Oakland Raiders (AFL)	1963-67
	Cincinnati Bengals (AFL)	1968
	Boston Patriots (AFL)	1969
Hill, Ed (90-91-92-93)	St. Louis Stampede (AFL)	1995-96
	Milwaukee Mustangs (AFL)	1997
Holifield, John (84-85-86)	Cincinnati Bengals (NFL)	1989
Holmes, Jerry (78-79)	New York Jets (NFL)	1980-83
	Pittsburgh Maulers (USFL)	1984
	New Jersey Generals (USFL)	1985
	New York Jets (NFL)	1986-87
	Detroit Lions (NFL)	1988-89
	Green Bay Packers (NFL)	1990-91
Hostetler, Jeff (82-83)	New York Giants (NFL)	1984-92
	Oakland Raiders (NFL)	1993-96
	Washington Redskins (NFL)	1997-98
Howley, Chuck (55-56-57)	Chicago Bears (NFL)	1958-59
	Dallas Cowboys (NFL)	1961-73
Huff, Sam (52-53-54-55)#	New York Giants (NFL)	1956-63
	Washington Redskins (NFL)	1964-67,69
Hunter, Ernest (2002-03-04-05)	Wilkes-Barre/Scranton Pioneers (AFL2)	2007
	Los Angeles Avengers (AFL)	2008
Igono, David (2005)	Central Valley Coyotes (AFL2)	2008
Irvin, Bruce (2010-11)	Seattle Seahawks (NFL)	2012-13
Ivy, Khori (1997-98-99-2000C)	Barcelona Dragons (NFLE)	2002
	Los Angeles Avengers (AFL)	2005
Ivy, Mortty (2005-06-07-08)	Carolina Panthers (NFL)	2009
	Pittsburgh Steelers (NFL)	2011-12
Jenkins, Leon (69-70-71)	Detroit Lions (NFL)	1972
	Shreveport Steamers (WFL)	1975
Jett, James (89-90-91-92)	Oakland Raiders (NFL)	1993-2002
Johnson, Undra (85-86-87-88)	Atlanta Falcons (NFL)	1989
	San Antonio Riders (WLAF)	1991
Johnson, Will (2007-08-09-10)	Pittsburgh Steelers (NFL)	2012-13
Johnston, Chad (94-95-96)	Orlando Predators (AFL)	1998
Jones, Adam (2002-03-04)	Tennessee Titans (NFL)	2005-06
	Dallas Cowboys (NFL)	2008
	Cincinnati Bengals (NFL)	2010-13
Jones, Greg (88-90)	London Monarchs (WFL)	1992
Jozwiak, Brian (83-84-85-86)	Kansas City Chiefs (NFL)	1986-88



Bruce Irvin

Name (Years Lettered at WVU)	Team/League	Years
Karr, William (30-31-32)	Chicago Bears (NFL)	1933-38
Keane, Thomas (46-47)	Los Angeles Rams (NFL)	1948-51
	Dallas, Texans (NFL)	1952
	Baltimore Colts (NFL)	1953-54
	Chicago Cardinals (NFL)	1955
Kelchner, Jake (92-93)	Las Vegas Posse (CFL)	1994
	Tampa Bay Storm (AFL)	1995
	Milwaukee Mustangs (AFL)	1996
	Florida Bobcats (AFL)	1996-97
	Grand Rapids Rampage (AFL)	1998
Kidd, Harold (91-92-93-94)	Orlando Predators (AFL)	1996
Kimble, Frank (41)	Pittsburgh Steelers (NFL)	1945
King, Andrew (15-16-17-19)	Akron Pros (APFA)	1920-22
	Milwaukee Badgers (NFL)	1922
	Chicago Cardinals (NFL)	1923-24
	Hammond Pros (NFL)	1925
Krutko, Lawrence (55-56-57)	Pittsburgh Steelers (NFL)	1958-60
Lake, Antwan (98-99-2000-01)	Detroit Lions (NFL)	2002
	Atlanta Falcons (NFL)	2004-05
	New Orleans Saints (NFL)	2006-08
Lambert, Gordon (64-65)	Denver Broncos (AFL)	1968-69

Name (Years Lettered at WVU)	Team/League	Years
Landolt, Kevin (95-96-97-98)	Jacksonville Jaguars (NFL)	1999
Lankster, Ellis (2007-08)	Buffalo Bills (NFL)	2009
	New York Jets (NFL)	2011-13
Lee, Ron (72-74-75)	Baltimore Colts (NFL)	1976-78
Leftridge, Dick (63-64-65)	Pittsburgh Steelers (NFL)	1966
Lester, Ray (48)	Patterson Panthers (AFL)	1949
Linn, Jack (86-87-88-89)	Indianapolis Colts (NFL)	1991
	Detroit Lions (NFL)	1992-93
	Cincinnati Bengals (NFL)	1993
Logan, Mike (93-94-95-96)	Jacksonville Jaguars (NFL)	1997-2000
	Pittsburgh Steelers (NFL)	2001-06
Lopasky, William (58-59)	San Francisco 49ers (NFL)	1961
Lucas, Jeff (83-84-85-86)	Pittsburgh Steelers (NFL%)	1987
Lucente, John (43)	Pittsburgh Steelers (NFL)	1945
	Richmond Rebels (DFL)	1946
	Wilmington Clippers (AA)	1947
Luck, Oliver (78-79-80-81)	Houston Oilers (NFL)	1982-86
Mahan, Walter (22-23-24-25)	Frankford Yellowjackets (NFL)	1926
	Chicago Bulls (AFL)	1926
Mahrt, Armin (22-23)	Dayton Triangles (NFL)	1924-25
	Pottstown Maroons (NFL)	1925
Mallory, John (65-66-67)	Philadelphia Eagles (NFL)	1968
	Atlantic Falcons (NFL)	1969-71
	Houston Texans (WFL)	1974
	Shreveport Steamers (WFL)	1974-75
Mantooth, Billy Joe (71-72)	Philadelphia Eagles (NFL)	1973
	Houston Oilers (NFL)	1974-75
Marbury, Kerry (71-72)	Toronto Argonauts (CFL)	1973
	Ottawa Rough Riders (CFL)	1974
	Birmingham Vulcans (WFL)	1975
Marconi, Joe (52-53-54-55)	Los Angeles Rams (NFL)	1956-61
	Chicago Bears (NFL)	1962-66
Marker, Henry (29-30-31-32)	Pittsburgh Pirates (NFL)	1934
Marlatt, Pat (85-86-87-88)	New York/New Jersey Knights (WLAF)	1991-92
Marshall, Rasheed (2001-02-03-04C)	San Francisco 49ers (NFL)	2005
	Columbus Destroyers (AFL)	2007
Mays, Alvoid (88)	Washington Redskins (NFL)	1990-94
	Pittsburgh Steelers (NFL)	1995
	Tampa Bay Storm (AFL)	1998-2001
McAfee, Pat (2005-06-07-08)	Indianapolis Colts (NFL)	2009-13

Name (Years Lettered at WVU)	Team/League	Years
McCann, Dee (2004-05)	Detroit Lions (NFL)	2006
McIntyre, Corey (1998-99-2000-01)	Cleveland Browns (NFL)	2005
	Atlanta Falcons (NFL)	2006-07
	New Orleans Saints (NFL)	2006
	Buffalo Bills (NFL)	2008-12
McLee, Boo (2003-04-05-06)	Green Bay Blizzard (AFL2)	2008
Meredith, Russell (17-20-21-22)	Louisville Brecks (NFL)	1923
	Cleveland Bulldogs (NFL)	1925
Merritts, Jim (82-83)	Indianapolis Colts (NFL%)	1987
Merrow, Jeff (72-73-74)	Oakland Raiders (NFL)	1977
	Atlanta Falcons (NFL)	1975-83
Moan, Emmett "Kelly" (35-36-37)	New Jersey Giants (AA)	1938
	Cleveland Rams (NFL)	1939
Moran, James (46-47-48)	Wilkes-Barre Barons (AFL)	1949
Morrison, Edward (24-25-26)	Frankford Yellowjackets (NFL)	1927
Mullen, Gary (81-82-83-84)	Chicago Bears (NFL%)	1987
	Denver Dynamite (AFL)	1987
	Los Angeles Cobras (AFL)	1988
	Detroit Drive (AFL)	1989-92
	Cincinnati Rockers (AFL)	1993
	Tampa Bay Storm (AFL)	1994
	Milwaukee Mustangs (AFL)	1995
Mundy, Ryan (2007)	Pittsburgh Steelers (NFL)	2009-12
	New York Giants (NFL)	2013
Murrell, Adrian (90-91-92)	New York Jets (NFL)	1993-97
	Arizona Cardinals (NFL)	1998-99
	Washington Redskins (NFL)	2000
Napoleon, Eugene (87-88-89)	Tampa Bay Storm (AFL)	1992
	Orlando Predators (AFL)	1992
Nardacci, Nicholas (21-22-23-24)	Cleveland Bulldogs (NFL)	1925
Nicely, Joseph (56-57)	Montreal Alouettes (CFL)	1958
Neild, Chris (2007-08-09-10C)	Washington Redskins (NFL)	2011-13
Nimmo, Lance (99-2000-01-02)	Cologne Centurions (NFLE)	2004
Oliker, Aaron (24-25-26)	Pottsville Maroons (NFL)	1926
Orlando, Bo (85-86-87-88)	Houston Oilers (NFL)	1990-94
	San Diego Chargers (NFL)	1995
	Cincinnati Bengals (NFL)	1996-97
	Pittsburgh Steelers (NFL)	1998
Orr, Thomas (90-91-92-93)	Connecticut Coyotes (AFL)	1996
	New York CityHawks (AFL)	1997
Ours, Wes (98-98-200)	Indianapolis Colts (NFL)	2001
	Tennessee Titans (NFL)	2001
	Amsterdam Admirals (NFLE)	2003

Name (Years Lettered at WVU)	Team/League	Years
	Los Angeles Avengers (AFL)	2004-05
	Philadelphia Soul (AFL)	2006-08
Owens, Artie (72-73-74-75)	San Diego Chargers (NFL)	1976-78
	Buffalo Bills (NFL)	1980
	New England Patriots (NFL)	1980
	Philadelphia Stars (USFL)	1983
Page, Solomon (96-97-98)	Dallas Cowboys (NFL)	1999-2002
	San Diego Chargers (NFL)	2003
Parriott, William (30-31-32)	Cincinnati Reds (NFL)	1934
Perkins, Steve (92-93-94)	St. Louis Stampede AFL)	1996
Porter, Jerry (97-98-99)	Oakland Raiders (NFL)	2000-07
	Miami Dolphins (NFL)	2008
Pridemore, Tom (75-76-77)	Atlanta Falcons (NFL)	1978-85
Proctor, Basil (88-89)	Sacramento Surge (WLAFL)	1992
	Saskatchewan Roughriders (CFL)	1993
	Sacramento Gold Miners (CFL)	1993
	Florida Bobcats (AFL)	1996
	Connecticut Coyotes (AFL)	1996
	New Jersey Red Dogs (AFL)	1997
	Grand Rapids Rampage (AFL)	1998
	Iowa Barnstormers (AFL)	1999
	New York Dragons (AFL)	2002
Purnell, Lovett (93-94-95)	New England Patriots (NFL)	1996-98
	Baltimore Ravens (NFL)	1999
	Chicago Enforcers (XFL)	2001
Raugh, Mark (79-80-81-82)	Pittsburgh Maulers (USFL)	1984
	Memphis Showboats (USFL)	1985
Ray, John (89-90-91)	Indianapolis Colts (NFL)	1993
Rembert, Reggie (88-89)	Cincinnati Bengals (NFL)	1990-93
Reynaud, Darius (2005-06-07)	Minnesota Vikings (NFL)	2008-09
	New York Giants (NFL)	2010-11
	Tennessee Titans (NFL)	2012
	New York Jets (NFL)	2013
Richardson, Kent (2006-07-08-09)	Philadelphia Soul (AFL)	2011-12
	Jacksonville Sharks (AFL)	2014
Riley, Dave (75-76-77)	Philadelphia Stars (USFL)	1983-84
	Baltimore Stars (USFL)	1985
Robsock, Tom (92-93-94)	Oakland Raiders (NFL)	1995
Russ, Bernard (95-96)	New England Patriots (NFL)	1997-99
	Scottish Claymores (NFLE)	1999
Ryan, Clarence (26-27-28)	Buffalo Bisons (NFL)	1929
Sanders, Jock (2007-08-09-10)	BC Lions (CFL)	2011
	Saskatchewan Roughriders (CFL)	2012-13
Sands, Robert (2008-09-10)	Cincinnati Bengals (NFL)	2011-12

Name (Years Lettered at WVU)	Team/League	Years
Sauerbrun, Todd (91-92-93-94)		
	Chicago Bears (NFL)	1995-99
	Kansas City Chiefs (NFL)	2000
	Carolina Panthers (NFL)	2001-04
	Denver Broncos (NFL)	2005, 07
	New England Patriots (NFL)	2006
Saunders, David (95-96-98)		
	New Jersey Red Dogs (AFL)	2000
	New Jersey Gladiators (AFL)	2001
	Tampa Bay Storm (AFL)	2002-03, 2007-08
	Columbus Destroyers (AFL)	2004-06
Schmitt, Owen (2005-06-07)		
	Seattle Seahawks (NFL)	2008-09
	Philadelphia Eagles (NFL)	2010-11
	Oakland Raiders (NFL)	2012
Seabright, Charles (38-39-40)		
	Cleveland Rams (NFL)	1941
	Pittsburgh Steelers (NFL)	1946-50
Setron, Joseph (19-20-21)		
	Cleveland Indians (NFL)	1923
Sheffey, Jeremy (2003-04-05-06)		
	New York Dragons (AFL)	2008
	Green Bay Blizzard (AFL2)	2008
Shonk, John (39-40)		
	Philadelphia Eagles (NFL)	1941
Slaton, Steve (2005-06-07)		
	Houston Texans (NFL)	2008-11
	Miami Dolphins (NFL)	2011



Geno Smith

Name (Years Lettered at WVU)	Team/League	Years
Slay, Henry (94-95-96-97)		
	Berlin Thunder (NFLE)	1999
	New Jersey Red Dogs (AFL)	2000
	New Jersey Gladiators (AFL)	2001
	New York/New Jersey Hitmen (XFL)	2001
	Florida Bobcats (AFL)	2001
Smalls, Fred (82-83-84-85)		
	Philadelphia Eagles (NFL%)	1987
	Pittsburgh Gladiators (AFL)	1990
	Washington Commandos (AFL)	1990
	Albany Firebirds (AFL)	1991
Smider, Brian (85-86-87-88)		
	San Antonio Riders (WLAFL)	1991
Smith, Derrick (2002)		
	Winnipeg Blue Bombers (CFL)	2004
Smith, Geno (2009-10-11C-12)		
	New York Jets (NFL)	2013
Smith, Matt (83-84-85-86)		
	Denver Broncos (NFL%)	1987
Sniffen, Jeff (89-90)		
	Albany Firebirds (AFL)	1991
Sortet, Wilbur (30-31-32)		
	Pittsburgh Pirates (NFL)	1933-40
Stephenson, J. Davidson (48-40)		
	Los Angeles Rams (NFL)	1950
	Green Bay Packers (NFL)	1951-55
Stills, Gary (96-97-98)		
	Frankfurt Galaxy (NFLE)	2001
	Kansas City Chiefs (NFL)	1999-2005
	Baltimore Ravens (NFL)	2006-07
	St. Louis Rams (NFL)	2008
	Las Vegas Locomotives (UFL)	2009
Studstill, Darren (90-91-92-93)		
	Dallas Cowboys (NFL)	1994
	Jacksonville Jaguars (NFL)	1995-96
Stydahar, Joseph (33-34-35)#		
	Chicago Bears (NFL)	1936-42,45-46
Superick, Steve (82-83-84-85)		
	Houston Oilers (NFL%)	1987
Taffoni, Joseph (64-65)		
	Cleveland Browns (NFL)	1967-70
	New York Giants (NFL)	1972-73
Talley, Darryl (79-80-81-82)		
	Buffalo Bills (NFL)	1983-94
	Atlanta Falcons (NFL)	1995
	Minnesota Vikings (NFL)	1996
Talley, John (85-86-87)		
	Cleveland Browns (NFL)	1990-91
Tallman, Charles (21-22-23)		
	Cleveland Indians (NFL)	1924
Tandy, Keith (2008-09-10-11C)		
	Tampa Bay Buccaneers (NFL)	2012-13
Taylor, Craig (85-86-87-88)		
	Cincinnati Bengals (NFL)	1989-91
	Milwaukee Mustangs (AFL)	1995-96
	New Jersey Red Dogs (AFL)	1997-98
Taylor, Jay (96-97-98-99)		
	Orlando Rage (XFL)	2001
	Rhein Fire (NFLE)	2003
	Orlando Predators (AFL)	2004, 2006, 2008
	Tampa Bay Buccaneers (NFL)	2004

Name (Years Lettered at WVU)	Team/League	Years
Terry, Nate (97-99)	Saskatchewan Rough Riders (CFL)	2000
	Scottish Claymores (NFLE)	2001
	Calgary Stampeders (CFL)	2004
Thomas, J.T. (2007-08-09-10C)	Chicago Bears (NFL)	2011-12
	Jacksonville Jaguars (NFL)	2013
Thompkins, Gary (97-98-99-2000)	Frankfurt Galaxy (NFLE)	2001
Thornton, John (95-96-97-98)	Tennessee Titans (NFL)	1999-2002
	Cincinnati Bengals (NFL)	2003-08
Trimarki, Mickey (55-56-57)	Hamilton Tiger-Cats (CFL)	1958
Turnbull, Renaldo (87-88-89)	New Orleans Saints (NFL)	1990-96
	Carolina Panthers (NFL)	1997
Turner, Calvin (78-79-80-81)	Denver Gold (USFL)	1983-85
	Pittsburgh Galdiators (AFL)	1988
Vanderjagt, Mike (91-92)	Saskatchewan Roughriders (CFL)	1993-95
	Minnesota Fighting Pike (AFL)	1996
	Toronto Argonauts (CFL)	1996-97
	Indianapolis Colts (NFL)	1998-2005
	Dallas Cowboys (NFL)	2006
Walker, Fulton (77-78-79-80)	Miami Dolphins (NFL)	1981-85
	Los Angeles Raiders (NFL)	1985
Washington, Vann (93-94-95-96)	Kansas City Chiefs (NFL)	1997
White, Pat (2005-06-07-08)	Miami Dolphins (NFL)	2009
Williams, Dale (91-92-93)	Cleveland Thunderbolts (AFL)	1994
Williams, Edward (69-70)	Winnipeg Blue Bombers (CFL)	1971-72
Wilson, Quincy (1999-2001-02-03C)	Cincinnati Bengals (NFL)	2004, 2006
Wolfley, Ron (81-82-83-84)	St. Louis Cardinals (NFL)	1985-87
	Phoenix Cardinals (NFL)	1988-91
	Cleveland Browns (NFL)	1992-93
Woodeshick, Tom (60-61-62)	Philadelphia Eagles (NFL)	1963-71
	St. Louis Cardinals (NFL)	1972
Woods, Harold (76-77)	Saskatchewan Roughriders (CFL)	1978
	Hamilton Tiger-Cats (CFL)	1979-82
	Toronto Argonauts (CFL)	1982
	Montreal Alouettes (CFL)	1983
Wyant, Fred (52-53-54-55)	Washington Redskins (NFL)	1956
	Toronto Argonauts (CFL)	1957
Young, Warren (2004-05-06)	Green Bay Blizzard (AFL2)	2008
Zereoue, Amos (96-97-98)	Pittsburgh Steelers (NFL)	1999-2003
	Oakland Raiders (NFL)	2004
	New England Patriots (NFL)	2005



- Member of Pro Football Hall of Fame
% - Replacement Player during the 1987 NFL Strike

Abbreviations:

AAFC - All-American Football Conference (1946-49)
AFL - American Football League (1926)
AFL - American Football League (1936)
AFL - American Football League (1960-69)
APFA - American Professional Football Association (1920-21)
NFL - National Football League (1920-2013)
USFL - United States Football League (1983-85)
WFL - World Football League (1974-75)
CFL - Canadian Football League
AA - American Association (1936-41)
AFL - American Football League (1937-41)
AFL - American Football League (1946-50)
DFL - Dixie Football League (1936-47)
NFLE - National Football League Europe (1998-2003)
PCFL - Pacific Coast Football League (1940-48)
AFL - Arena Football League (1987-2013)
WLAFL - World League of American Football (1991-97)
AFL2 - Arena Football League2 (2000-09)
XFL - Xtreme Football League
UFL - United Football League (2011)
UIFL - United Indoor Football League (2011-12)

This list was compiled by the West Virginia University Sports Communications Office. Any corrections or additions are requested. This list is complete through the 2013 professional football season. Inclusion is based on at least one game of active service on the roster of any professional football team recognized by the Pro Football Researchers Association. Research on the Canadian Football League was supplied by independent researcher Jay Langhammer of Fort Worth, Texas. Arena Football League listings were supplied by Jennifer Boehm and Neil Boudreaux.