



# FOOTBALL

WVU ATHLETIC COMMUNICATIONS  
PO Box 877 | Morgantown, WV 26507-0877  
304.293.2821

WVUSPORTS.com

## GAME 13 // No. 14/12 WEST VIRGINIA VS. MIAMI

WEDNESDAY, DEC. 28, 2016 | 5:30 P.M. (ET) | CAMPING WORLD STADIUM (65,000) | ORLANDO, FLA.

### THE SERIES WITH MIAMI

All-Time Series .....	UM leads 16-3
In Morgantown .....	UM leads 7-1
In Miami, Fla. ....	UM leads 9-2
At Neutral Site .....	First Meeting
Dana Holgorsen vs. Miami .....	First Meeting
Mark Richt vs. West Virginia .....	0-1
Richt vs. Holgorsen .....	First Meeting



### WEST VIRGINIA

2016 Record .....	10-2, 7-2 Big 12 (T2nd)
Head Coach .....	Dana Holgorsen
Alma Mater/Year .....	Iowa Wesleyan ('93)
Record at WVU .....	46-30 (6th)
Overall Record .....	46-30 (6th)

### MIAMI

2016 Record .....	8-4, 5-3 (T2nd Coastal ACC)
Head Coach .....	Mark Richt
Alma Mater/Year .....	Miami ('82)
Record at Miami .....	8-4 (1st)
Overall Record .....	153-55 (16th)



Tyler ORLOSKY

Rasul DOUGLAS

### NOTES TO REMEMBER

- ✓ The 2016 season marks West Virginia's 125th year of football. WVU is No. 14 all-time in college football wins.
- ✓ West Virginia has won 15 of its last 18 games, dating back to Texas Tech on Nov. 7, 2015
- ✓ The WVU offense has had 20 scoring drives of 10 plays or more (9 TD/11 FG) and has had 31 scoring drives of 70 yards or more (28 TD/3 FG) including 15 TD drives of 80+ yards
- ✓ Since 2000, WVU is 107-13 when scoring 30 or more points in a contest/55-4 when scoring 40 or more points in a game
- ✓ In the Dana Holgorsen era, WVU has produced 73 games with 300 or more yards of total offense, 55 games with 400 or more yards of total offense, 28 games with more than 500 yards and 15 with more than 600 yards
- ✓ In the Holgorsen era, WVU has scored 30 or more points in 50 games, 40 or more points in 26 games, 50 or more points in seven games and 60 or more points three times
- ✓ WVU is 81-11 since 2002 when winning the turnover battle

- ✓ WVU's offense is ranked No. 12 nationally in total offense, No. 13 in first down offense, No. 18 in rushing offense, No. 24 in passing yards per completion, No. 29 in passing efficiency, No. 30 in passing offense, No. 39 in completion percentage and No. 45 in scoring offense
- ✓ WVU quarterback Skyler Howard is ranked No. 9 nationally in rushing touchdowns, No. 15 in points responsible for, No. 16 in points responsible for per game, No. 18 in passing yards per completion, passing touchdowns, No. 19 in total offense, No. 20 in yards per pass attempt, No. 23 in passing yards, No. 24 in passing yards per game and pass efficiency
- ✓ WVU wide receiver Shelton Gibson is ranked No. 3 nationally in yards per reception (23.2) and No. 31 in all-purpose yards (130.2)
- ✓ Running back Justin Crawford is ranked No. 7 nationally in rushing yards per carry (7.4), No. 34 in rushing yards (1,168) and No. 38 in rushing yards per game (97.3)
- ✓ Cornerback Rasul Douglas is tied for No. 1 nationally in interceptions (8) and No. 21 in passes defended (15)

	<b>MISSOURI</b> September 3 Morgantown W/26-11	<b>FS1</b>
	<b>YOUNGSTOWN STATE</b> September 10 Morgantown W/38-21	<b>ROOT SPORTS</b>
	<b>BYU</b> September 24 Landover, Md. W/35-32	<b>ESPN2</b>
	<b>KANSAS STATE*</b> October 1 Morgantown W/17-16	<b>U</b>
	<b>TEXAS TECH*</b> October 15 Lubbock, Texas W/48-17	<b>FS1</b>
	<b>TCU*</b> October 22 Morgantown W/34-10	<b>abc</b>
	<b>OKLAHOMA STATE*</b> October 29 Stillwater, Okla. L/20-37	<b>FOX SPORTS</b>
	<b>KANSAS**</b> November 5 Morgantown W/48-21	<b>ESPN2</b>
	<b>TEXAS*</b> November 12 Austin, Texas W/24-20	<b>FS1</b>
	<b>OKLAHOMA*</b> November 19 Morgantown L/28-56	<b>abc</b>
	<b>IOWA STATE*</b> November 26 Ames, Iowa W/49-19	<b>FS1</b>
	<b>BAYLOR*</b> December 3 Morgantown W/24-21	<b>FS1</b>
	<b>MIAMI^</b> December 28 Orlando, Fla. 5:30 p.m.	<b>ESPN</b>

\* BIG 12 CONFERENCE GAME  
^ HOME COMING  
\* MOUNTAINEER WEEK  
^ RUSSELL ATHLETIC BOWL



## GAME COVERAGE

TV.....ESPN  
 Dave Pasch (PBP), Greg McElroy (analysis)  
 Tom Luginbill (Sideline)

National Radio.....ESPN  
 Dave Neal (PBP), Matt Stinchcomb (analysis)  
 Olivia Harlan (sideline)

Radio.....Tony Caridi (PBP), Dwight Wallace (analysis),  
 Jed Drenning (sideline),  
 Dan Zangrilli (pre and postgame host)

Satellite Radio Broadcast.....Sirius Ch. 80, XM Ch. 80

Live Statistics.....WVU.Statbroadcast.com

Twitter Updates.....@WVUFootball, @WVUsports

## NATIONAL RANKINGS

ASSOCIATED PRESS // (DEC. 3)

School	Record	Points	Prev. Rank
1. Alabama (61)	13-0	1525	1
2. Ohio State	11-1	1444	2
3. Clemson	12-1	1396	3
4. Washington	12-1	1329	4
5. Penn State	11-2	1252	8
6. Michigan	10-2	1249	5
7. Oklahoma	10-2	1173	7
8. Wisconsin	10-3	1054	6
9. USC	9-3	1040	10
10. Florida State	9-3	889	12
11. Colorado	10-3	886	9
12. Western Michigan	13-0	871	13
13. Oklahoma State	9-3	800	11
14. West Virginia	10-2	788	14
15. Louisville	9-3	542	16
16. Stanford	9-3	508	17
17. Auburn	8-4	493	18
18. Virginia Tech	9-4	372	19
19. LSU	7-4	351	21
20. Florida	8-4	331	15
21. Iowa	8-4	272	22
22. Pitt	8-4	237	24
23. Temple	10-3	229	NR
24. Nebraska	9-3	196	23
25. USF	10-2	173	T24

ARV: Houston 101, Utah 99, Boise State 95, Washington State 31, Texas A&M 26, Air Force 20, Navy 15, Tennessee 12, San Diego State 8, Western Kentucky 7, Miami 6, Georgia Tech 3, Kansas State 2.

## USA TODAY COACHES POLL // (DEC. 3)

School	Record	Points	Prev. Rank
1. Alabama (58)	13-0	1450	1
2. Ohio State	11-1	1354	2
3. Clemson	12-1	1347	3
4. Washington	12-1	1283	4
5. Penn State	11-2	1186	8
6. Michigan	10-2	1181	6
7. Oklahoma	10-2	1128	7
8. Wisconsin	10-3	992	5
9. USC	9-3	981	11
10. Florida State	9-3	898	12
11. Colorado	10-3	828	9
12. West Virginia	10-2	806	13
13. Oklahoma State	9-3	754	10
14. Western Michigan	13-0	635	14
15. Louisville	9-3	631	15
16. Stanford	9-3	542	17
17. Auburn	8-4	504	19
18. Florida	8-4	421	16
19. Virginia Tech	9-4	374	18
20. LSU	7-4	359	21
21. Nebraska	9-3	241	22
22. USF	10-2	197	23
23. Utah	8-4	170	24
24. Temple	10-3	126	NR
25. Iowa	8-4	97	25

ARV: Pitt 61, Boise State 50, Houston 43, Navy 42, Washington State 39, San Diego State 36, Tennessee 33, Texas A&M 22, Western Kentucky 14, Miami 14, North Carolina 7, Kentucky 2



Daikiel SHORTS JR.

Al-Rasheed BENTON

## STATISTICAL COMPARISONS

West Virginia	WVU Opponents	Miami Opponents
32.6	23.4	34.6
303	264	234
239.5	175.5	157.7
267.4	255.7	273.5
506.9	431.2	431.2
21.7	23.0	21.2
1.9	6.5	12.9
14-9.6	11-16.8	8-7.2
11-9	19-11	6-3
74-715	87-802	87-787
37.5	38.4	40.7
16-24	17-22	20-25
29:12	30:48	27:40
74-170 (44%)	80-194 (41%)	59-159 (37%)
8-14 (57%)	7-19 (37%)	6-12 (50%)
22-148	21-153	34-196
44-55 (80%)	40-47 (85%)	42-51 (82%)
31-55 (56%)	24-47 (51%)	30-51 (59%)
		75-193 (39%)
		7-22 (32%)
		24-167
		29-37 (78%)
		18-37 (49%)

## THE 2016 MOUNTAINEER ROSTER

- ✓ The 2016 roster currently consists of 122 players from 15 different states.
- ✓ Leading the way is West Virginia (34), followed by Ohio (23), Florida (14), Pennsylvania (15), Maryland (7), New Jersey (7), Texas (5), North Carolina (4), Virginia (4), Georgia (3), Illinois (2), Michigan (1), Mississippi (1), Missouri (1) and Tennessee (1).

## AGAINST THE ACC

- ✓ WVU is 150-172-6 all-time against current members of the Atlantic Coast Conference. WVU is 21-11-1 against Boston College, 1-1 vs. Clemson, 1-3 against Duke, 0-3 against Florida State, 1-2 vs. Georgia Tech, 10-3 against Louisville, 3-16 vs. Miami, 1-1 against North Carolina, 5-5 vs. NC State, 40-61-3 against Pitt, 27-32 vs. Syracuse, 10-12-1 against Virginia, 28-22-1 vs. Virginia Tech and 2-0 against Wake Forest.
- ✓ West Virginia last played a team from the current configuration of the ACC back in the 2012 season, dropping a 38-14 decision to Syracuse in the Pinstripe Bowl. However, the Orange then were a member of the Big East.
- ✓ You have to go back to Sept. 21, 2013, to find West Virginia's last contest against a team that was an ACC member at the time of the game, which was a 37-0 loss vs. Maryland in Baltimore.

## IN BOWLS

- ✓ West Virginia holds a 15-19 all-time record in bowl games, dating back to the 1922 East-West Game. The 2016 Russell Athletic Bowl will be WVU's 35th bowl appearance.
- ✓ West Virginia went to a school-record 11 straight bowl games (2002-12) until the streak was snapped in 2013. The Russell Athletic Bowl will mark West Virginia's third straight bowl appearance and fifth in six years under Dana Holgorsen.

## IN BOWLS AGAINST THE ACC

- ✓ West Virginia is 4-11 in bowl games against the current team configuration of the ACC. The Russell Athletic Bowl marks the first time that WVU will play Miami in a bowl game.
- ✓ Georgia Tech was not a member of the ACC when the 1954 Sugar Bowl was played; Florida State was not a member of the league when the 1982 Gator Bowl was played and Syracuse was not a member of the ACC when the 2012 Pinstripe Bowl was played.

## BOWL GAMES IN FLORIDA

- ✓ This will be West Virginia's 12th bowl game in the state of Florida, and the Mountaineers are 2-9 in the Sunshine State. The Mountaineers defeated Clemson, 70-33, in the Orange Bowl in 2012 in their last bowl game played in the state of Florida.



Skylar HOWARD

Noble NWACHUKWU

### NO STRANGER TO BOWL GAMES

- ✓ The 2016 Russell Athletic Bowl marks the fifth bowl game that Dana Holgorsen has coached in as a head coach. However, he is not a stranger to bowl games, as the Russell Athletic Bowl is the 16th bowl game in which he has coached - as an assistant or head coach, five at West Virginia, one at Oklahoma State, two at Houston and eight at Texas Tech.
- ✓ In the 15 bowl games in which Holgorsen coached, his teams have posted a 9-6 record.

Year	School	Bowl Game/Opponent/Result
2015	West Virginia	Cactus/Arizona State/W
2014	West Virginia	Liberty Bowl/Texas A&M/L
2012	West Virginia	Pinstripe Bowl/Syracuse/L
2011	West Virginia	Orange Bowl/Clemson/W
2010	Oklahoma State	Alamo/Arizona/W
2009	Houston	Armed Forces/Air Force/L
2008	Houston	Armed Forces/Air Force/W
2007	Texas Tech	Gator Bowl/Virginia/W
2006	Texas Tech	Insight.com/Minnesota/W
2005	Texas Tech	Cotton/Alabama/L
2004	Texas Tech	Holiday/Cal/W
2003	Texas Tech	Houston/Navy/W
2002	Texas Tech	Tangerine/Clemson/W
2001	Texas Tech	Alamo/Iowa/L
2000	Texas Tech	Galleryfurniture/East Carolina/L

### SALUTE TO THE 2016 SENIORS

- ✓ WVU's game against Baylor marked the final home game for 21 WVU seniors.
- ✓ This year's class includes: Justin Arndt (LB), Christian Brown (DL), Antonio Crawford (CB), Rasul Douglas (CB), Maurice Fleming (CB), Jarrod Harper (S), Darrien Howard (DL), Skylar Howard (QB), Nana Kyeremeh (CB), Devonte Mathis (WR), Tony Matteo (OL), Noble Nwachukwu (DL), Tyler Orlosky (OL), Adam Pankey (OL), Daikiel Shorts Jr. (WR), Rushel Shell (RB), Khairi Sharif (S), Sylvester Townes (OL), Jeremy Tyler (CB), Sean Walters (LB), Brendan Willis (OL)

### LOOKING FOR 11

- ✓ With a win in the Russell Athletic Bowl, West Virginia would post its 11th win of the season, would mark the most wins in the Dana Holgorsen era and would be the most wins since 2007.
- ✓ The Mountaineers have posted 11 wins in a season five times in the 125-year history of the WVU football program: 1988 (Fiesta Bowl), 1993 (Sugar Bowl), 2005 (Sugar Bowl), 2006 (Gator Bowl) and 2007 (Fiesta Bowl)

### TERRIFIC 10

- ✓ With the 24-21 win against Baylor on Dec. 3, WVU earned its 10th win of the season, marking the first time since 2011 and second time under Dana Holgorsen WVU has reached the 10-win mark.
- ✓ WVU has finished with 10 or more wins in a season eight times (1922, 1969, 1988, 1993, 2005, 2006, 2007 and 2011).

### NINE WINS

- ✓ The Mountaineers' 49-19 win at Iowa State on Nov. 26 was WVU's ninth win of the 2016 season.
- ✓ WVU has posted nine or more wins for the first time since 2011 and for the 18th time in school history.

### EIGHT BALL

- ✓ The Mountaineers' 24-20 win at Texas on Nov. 12 was WVU's eighth win of the 2016 season.
- ✓ WVU has posted eight or more wins for the second straight year, 11 of the past 15 years and for the 37th time in school history.

### SEVEN UP

- ✓ The Mountaineers' 48-21 win over Kansas on Nov. 5 was WVU's seventh win of the 2016 season.
- ✓ WVU has posted seven or more wins in 14 of the past 15 years and 50 years all-time.

### TOP 5 COACH

- ✓ With WVU's 24-21 win over Baylor on Dec. 3, WVU coach Dana Holgorsen earned his 46th win as the Mountaineers' head coach. He is currently in fourth place on WVU's coaching win list and needs 13 more wins to pass Art Lewis for third place on the school's win chart.

### 30 IS ENOUGH

- ✓ Dating back to 1980, the Mountaineers hold a 188-17-1 record when scoring 30 or more points in a game. During the 1990s, the Mountaineers were 42-4 when scoring 30 or more points in a contest and were 40-2-1 in the '80s when reaching that mark.
- ✓ WVU is 107-13 since 2000 when scoring 30 points or more in a contest.

### COMPARING THE TWO NATIONALLY ...

	WVU	Miami
Scoring Offense	45 (32.6)	35 (34.6)
Rushing Offense	18 (239.5)	85 (157.7)
Scoring Defense	36 (23.4)	13 (18.9)
Rushing Defense	66 (175.5)	31 (134.8)
Passing Offense	30 (267.4)	27 (273.5)
Total Offense	12 (506.9)	54 (431.2)
Passes Had Intercepted	69 (11)	22 (7)
Pass Defense	98 (255.7)	60 (220.4)
Total Defense	78 (431.2)	27 (355.3)
Kickoff Returns	43 (21.7)	52 (21.3)
Punt Returns	124 (1.9)	12 (12.9)
Net Punting	66 (37.5)	12 (40.7)
Passing Efficiency	29 (147.6)	30 (147.1)
Turnover Margin	31 (0.4)	14 (0.7)
Interceptions	23 (14)	87 (8)
Pass Eff. Defense	32 (120.0)	33 (120.8)
First Downs	13 (303)	85 (241)
First Down Defense	79 (264)	41 (234)
Third Down Conv.	38 (43.5)	94 (37.1)
Opponent Third Down	80 (41.2)	58 (38.9)
Fourth Down Conv.	39 (57.1)	60 (50.0)
Opponent Fourth Down	19 (36.8)	10 (31.8)
Sacks By	83 (22)	23 (34)
Sacks Against	41 (21)	58 (24)
Tackles for Loss	119 (42)	6 (99)
Tackles for Loss Allowed	52 (66)	41 (64)
Penalties	64 (74)	105 (87)
Possession Time	76 (29:11)	103 (27:39)
Punt Return Defense	47 (6.5)	63 (7.9)
Kickoff Return Defense	106 (23.0)	113 (23.7)
Turnovers Gained	10 (25)	67 (18)
Fumbles Gained	19 (11)	33 (10)
Red Zone Offense	95 (80.0%)	75 (82.4%)
Red Zone Defense	67 (85.1%)	34 (78.4%)

### SCORING 40 OR MORE POINTS

- ✓ Under Dana Holgorsen, West Virginia is 21-4 when scoring 40 or more points. Since 2000, the Mountaineers are 54-4 when hitting the 40-point plateau, and WVU is 184-4 all-time when scoring at least 40 points in a game

### ON TURF

- ✓ Since 1980, West Virginia is 232-100-4 in games played on artificial turf surfaces. WVU was 57-29 on turf in the 1990s, 66-21 on turf in the 2000 decade and is 43-28 on turf in this decade.
- ✓ The Mountaineers are 37-26 on turf under Dana Holgorsen. West Virginia is 8-2 in 2016, was 8-3 in 2015, 6-6 in 2014, was 3-7 in 2013, 5-5 in 2012 and was 7-3 during the 2011 season.

### WVU VS. 2016 SLATE

- ✓ West Virginia owns a 37-30 record against its 2016 opponents. The Mountaineers have winning records over Baylor, BYU, Iowa State, Kansas, Texas, Texas Tech and Youngstown State and are even in their series with Missouri, Oklahoma State and TCU.

2016 Opponent	Series Record
Baylor.....	3-2
BYU.....	1-0
Iowa State.....	4-1
Kansas.....	5-1
Kansas State.....	2-5
Missouri.....	3-3
Oklahoma.....	2-7
Oklahoma State.....	4-4
TCU.....	3-3
Texas.....	4-2
Texas Tech.....	4-2
Youngstown State.....	2-0



Adam JONES

Quincy WILSON

### LAST TIME VS. MIAMI: NO. 2 MIAMI 22, WEST VIRGINIA 20

MIAMI, Fla. - (Oct. 2, 2003) - WVU almost pulled off one of the biggest upsets of the season in college football but No. 2-ranked Miami escaped with a 22-20 victory in front of a Thursday night ESPN national audience.

Trailing 19-13 with 3:32 left in the game, the WVU defense forced a Jarrett Payton fumble to give the offense one last chance and the Mountaineers took full advantage. Tailback Quincy Wilson received a screen pass from Rasheed Marshall and powered his way 33 yards for the go-ahead score in what will be remembered as one of the great runs in Mountaineer football history.

However, the Hurricanes still had 2:00 minutes left to work their magic and it came on fourth down and 13 as tight end Kellen Winslow made a leaping outstretched catch to keep the drive alive. Four plays later, Miami kicker Jon Peattie converted on a 23-yard field goal attempt to foil the major upset hopes of the Mountaineers.

The evening got started on a strong note for West Virginia as the Mountaineers scored first behind the strong running of Wilson and an 84-yard pass play from Marshall to Kay-Jay Harris which was the longest play ever recorded against a Miami defense. The 84-yard reception set up Wilson's first score from the one-yard line and a 7-0 West Virginia advantage.

Miami tied the game at 7-7 when quarterback Brock Berlin hit Jason Geathers from 22-yards out, and the Hurricanes took their first lead of the night at 10-7 on a 22-yard Peattie field goal.

West Virginia tied the game at 10-10 at the 2:51 mark of the second quarter when Brad Cooper connected on a 25-yard field goal, and the game stayed tied at the half thanks to an Adam Jones interception in the end zone to halt the Hurricanes from the four-yard line as time was running down.

The third quarter belonged to Miami as the WVU offense bogged down, forcing the Mountaineer defense to spend most of the time on the field.

Miami took advantage adding 32 and 43-yard field Peattie field goals. The advantage went to 19-10 when Peattie added a 30-yarder at the 13:08 mark of the fourth quarter.

Cooper cut the lead to six with a career-long 36-yard field goal at the 10:27 mark before the two defenses stiffened and the Mountaineers came up with the big fumble recovery to set up an electrifying final 3:00 of the game.

Aside from the spectacular run in which he avoided two Miami tacklers and powered over

another, Wilson was outstanding with 99 yards rushing and another 43 receiving to total 142 all-purpose yards and two touchdowns.

Marshall completed 9-of-19 passes for 200 yards and one score and receiver Chris Henry continued to make big catches with four receptions for 75 yards. Grant Wiley, Brian King, Mike Lorello and Adam Jones were the top defensive performers for the Mountaineers as they combined for 57 tackles.

Berlin passed for 352 yards with his number one target being Winslow who hauled in 10 receptions for 104 yards. Payton, subbing for the injured Frank Gore, who suffered a knee injury in the game, added 69 yards on the ground and 71 yards receiving. Freshman kicker Peattie was the true offensive star for the Hurricanes as he accounted for 15 points on five field goals. D.J. Williams paced the Miami defense with 11 tackles followed by Sean Taylor with nine and Jonathan Vilma with eight.

West Virginia rushed for 170 yards and passed for 300 to total 370 yards of total offense. Miami collected 352 yards passing and 88 rushing to account for 440 yards of total offense.

The victory gave Miami a six-game winning streak in the series with West Virginia and marked the final time the two teams met as Big East conference members. Miami joined the ACC after the 2003 football season.

## SCORING AND STATISTICAL SUMMARY

	1	2	3	4	Total
West Virginia	7	3	0	10	20
Miami	0	10	6	6	22

1st	WVU - Quincy Wilson 1 rush (Brad Cooper kick)	
2nd	MIA - Jason Geathers 22 pass from Brock Berlin (Jon Peattie kick) MIA - Peattie 22 FG WVU - Cooper 25 FG	
3rd	MIA - Peattie 32 FG MIA - Peattie 43 FG	
4th	MIA - Peattie 30 FG WVU - Cooper 36 FG WVU - Wilson 33 pass from Rasheed Marshall (Cooper kick) MIA - Peattie 23 FG	

	WVU	MIA
First Downs	12	28
Rushes/Yards	37/170	28/88
Passing Yardage	200	352
Passes	9/19/1	37/54/2
Punts	7/272/38.9	5/211/42.2
Fumbles/Lost	2/2	3/1
Return Yardage	6	35
Penalties/Yards	12/93	8/55
Time of Possession	25:35	34:25

WVU RUSHING: Wilson 20-99; Harris 5-28; Marshall 9-32; WVU PASSING: Marshall 9-19-1-200; WVU RECEIVING: Henry 4-75, Wilson 3-43; WVU TACKLES (TFL/QS): Wiley 18 (1/0), King 15, Jones 12 (3/0); Lorello 12 (1/0); WVU INTERCEPTIONS: Washington, Jones.

MIA RUSHING: Payton 21-69; MIA PASSING: Berlin 37-54-2-352; MIA RECEIVING: Winslow 10-104; Payton 10-71; MIA TACKLES (TFL/QS): Williams 11 (1/0); Taylor 9 (1/0); Vilma 8 (1/0); MIA INTERCEPTIONS: Taylor.

Attendance - 54,621



GenoSMITH

ScooterBERRY

**LAST TIME AT RUSSELL ATHLETIC BOWL: NC STATE 23, No. 20/21 WEST VIRGINIA 7**

ORLANDO, Fla. (Dec. 28, 2010) - North Carolina State took advantage of five West Virginia turnovers to defeat the Mountaineers 23-7 in the 2010 Champs Sports Bowl in Orlando, Fla.

The Russell Athletic Bowl was formerly known as the Champs Sports Bowl.

The game was billed as a matchup of NC State's offense versus West Virginia's Top-10 ranked defense, but in the end, turnovers and two missed field goals proved too costly and kept the Mountaineer defense at a disadvantage all night.

The Wolfpack started the scoring off with 1:37 left in the first quarter, when Mustafa Greene hauled in a 16-yard pass from stand-out quarterback Russell Wilson for a 7-0 lead.

West Virginia's defense kept the Wolfpack at bay until the Mountaineer offense could answer the score, which it did with 2:10 left in the first half.

Quarterback Geno Smith hit receiver Stedman Bailey for a 32-yard touchdown strike to tie the game at 7-7.

The play capped off an eight-play, 64-yard drive for the Mountaineers.

After West Virginia's touchdown, NC State used a 48-yard kickoff return to set up its next score right before half.

Starting at the West Virginia 48-yard line, the Mountaineer defense held the Wolfpack to a 45-yard field goal from Josh Czajkowski for a 10-7 halftime lead.

A fumble ended West Virginia's first drive of the second half and set up NC State deep in WVU territory.

The fumble led to the Wolfpack's third score, when Czajkowski converted on a 38-yard field goal.

NC State added more points with 1:37 left in the third, when Czajkowski converted on his third field goal in the game. The 40-yard kick gave the Wolfpack a 16-7 lead heading into the fourth quarter.

Another fumble, an interception and a second missed field goal ended West Virginia scoring chances in the fourth quarter and kept the score at 16-7 until the 5:02 mark of the game.

WVU's Jock Sanders fumbled an NC State punt at the West Virginia seven-yard line, enabling the Wolfpack to put the game away.

The WVU defense held the Wolfpack to zero yards on first and second down, but Wilson hit Jarvis Williams on third down for a seven-yard touchdown pass, and a commanding 23-7 lead.

After forcing yet another Mountaineer fumble with 2:19 left, NC State ran out the clock and earned the win in the Florida Citrus Bowl Stadium.

Smith, who was under constant pressure all night from the Wolfpack pass rush, finished the game with 22 completions on 39 attempts for 196 yards and one touchdown to go along with 59 yards rushing.

Tailback Noel Devine ended his Mountaineer career with 50 yards rushing, while Sanders, who also finished his career, led the WVU receivers with five catches for 58 yards.

Linebacker J.T. Thomas closed out his successful career by leading the Mountaineer defense with 10 tackles.

For NC State, Wilson proved to be everything as advertised with 275 yards passing, 41 yards rushing and accounted for two scores. James Washington added 62 yards rushing to the Wolfpack totals, while Williams led all receivers with six catches for 77 yards. The NC State defense was paced by David Amerson with seven tackles.

Final totals showed West Virginia with 130 yards rushing and 196 passing for 326 yards of total offense. NC State finished with 103 yards rushing and 275 passing for 378 yards of total offense.

With the win, NC State improved to 2-1 against West Virginia in bowl games, and the Wolfpack evened the overall series against the Mountaineers at 5-5.

## SCORING AND STATISTICAL SUMMARY

	1	2	3	4	Total
West Virginia	0	7	0	0	7
NC State	7	3	6	7	23

1st	NCST - Mustafa Greene 16 pass from Russell Wilson (Josh Czajkowski kick)
2nd	WVU - Stedman Bailey 32 pass from Geno Smith (Tyler Bitancourt kick) NCST - Czajkowski 45 FG
3rd	NCST - Czajkowski 38 FG NCST - Czajkowski 40 FG
4th	NCST - Jarvis Williams 7 pass from Wilson (Czajkowski kick)

	WVU	NCST
First Downs	19	21
Rushes/Yards	25/130	36/103
Passing Yardage	196	275
Passes	22/39/1	28/45/0
Punts	4/172/43.0	6/234/39.0
Fumbles/Lost	5/4	3/1
Return Yardage	2	0
Penalties/Yards	3/29	4/39
Time of Possession	23:14	36:46

WVU RUSHING: Smith 12-59, Devine 8-50; WVU PASSING: Smith 22-39-1-196; WVU RECEIVING: Sanders 5-58, Austin 5-30, Bailey 4-61; WVU TACKLES (TFL/QS): Thomas 10, Sands 8 (1/1); WVU INTERCEPTIONS: None.

NCST RUSHING: Washington 18-62, Wilson 14-41; NCST PASSING: Wilson 28-45-0-275; NCST RECEIVING: Williams 6-77, Davis 5-68; NCST (TFL/QS): Amerson 7, Bishop 5, Cole 5, Manning 5; NCST INTERCEPTIONS: Bishop.

Attendance - 48,962



## COMPARING THE TWO IN CONFERENCE PLAY ...

	WVU Big 12	Miami ACC
Scoring Offense	5 (32.6)	6 (34.6)
Rushing Offense	2 (239.5)	7 (157.7)
Scoring Defense	2 (23.4)	2 (18.9)
Rushing Defense	3 (175.5)	7 (134.8)
Passing Offense	6 (267.4)	5 (273.5)
Total Offense	4 (506.9)	8 (431.2)
Passes Had Intercepted	5 (11)	4 (7)
Pass Defense	6 (255.7)	7 (220.4)
Total Defense	3 (431.2)	5 (355.3)
Kickoff Returns	5 (21.7)	7 (21.3)
Punt Returns	9 (1.9)	6 (12.9)
Net Punting	8 (37.5)	1 (40.7)
Passing Efficiency	4 (147.6)	7 (147.1)
Turnover Margin	3 (0.4)	T1 (0.7)
Interceptions	2 (14)	T4 (8)
Pass Eff. Defense	1 (120.0)	3 (120.8)
First Downs	2 (303)	10 (241)
First Down Defense	4 (264)	9 (234)
Third Down Conv.	4 (43.5)	11 (37.1)
Opponent Third Down	5 (41.2)	8 (38.9)
Fourth Down Conv.	4 (57.1)	T7 (50.0)
Opponent Fourth Down	1 (36.8)	2 (31.8)
Sacks By	8 (22)	6 (34)
Sacks Against	T1 (21)	7 (24)
Tackles for Loss	9 (42)	2 (99)
Tackles for Loss Allowed	4 (66)	3 (64)
Penalties	6 (74)	11 (87)
Possession Time	5 (29:11)	13 (27:39)
Punt Return Defense	7 (6.5)	7 (7.9)
Kickoff Return Defense	10 (23.0)	10 (23.7)
Turnovers Gained	1 (25)	10 (18)
Fumbles Gained	2 (11)	5 (10)
Red Zone Offense	T8 (80.0%)	T9 (82.4%)
Red Zone Defense	T5 (85.1%)	4 (78.4%)



Jeremy TYLER

Rushel SHELL III

### COACHING STAFF ASSIGNMENTS

✓ Here's a breakdown of the WVU coaching staff assignments for the 2016 season:

Tony Gibson: DC/LB (Field)  
 Joe Wickline: OC/TE-FB (Press Box)  
 Blue Adams: CB (Press Box)  
 Tyron Carrier: WR (Field)  
 Matt Caponi: S (Field)  
 Ron Crook: OL (Field)  
 Mark Scott: Defense/Special Teams (Field)  
 Ja'Juan Seider: RB (Field)  
 Bruce Tall: DL (Press Box)

### NATIONAL POLLS

- ✓ West Virginia is currently ranked No. 14 in the Associated Press Poll and No. 12 in the Arway Coaches Poll.
- ✓ West Virginia entered both polls for the first time on Oct. 2, appearing at No. 22 in the Associated Press Poll and No. 20 in the Coaches Poll.
- ✓ The Mountaineers continued to climb the polls until reaching as high as No. 10 on Oct. 23 in the AP Poll and No. 9 in the Coaches' Poll and matched the previous highs once again in the Nov. 13 polls.
- ✓ WVU has been ranked in the Top 25 for 10 straight weeks and spent two weeks in the Top 10
- ✓ Since 2011, Dana Holgorsen's squads have been ranked during five of his six years and have been among the Top 25 during 35 different weeks and in the Top 10 nine weeks.

### AGAINST RANKED TEAMS

- ✓ Beginning with a 27-0 loss to Fordham on Oct. 18, 1941, West Virginia has played 148 games against nationally ranked teams. Of those, 41 have been Mountaineer victories.
- ✓ Since 2001, WVU has posted 19 victories over ranked teams.

### FOR STARTERS

- ✓ In 2016, the Mountaineers have a total of 34 players with at least one game of starting experience.
- ✓ Tops on that list are senior offensive lineman Tyler Orlosky (41), senior defensive lineman Noble Nwachukwu (37), senior offensive lineman Adam Pankey (35) and senior receiver Daikiel Shorts Jr. (35).

### FIRST-TIME STARTERS

- ✓ Thirteen Mountaineers earned their first career start during the 2016 season: Justin Arndt (LB), Elijah Battle (CB), Antonio Crawford (CB), Justin Crawford (RB), Maurice Fleming (CB), Marvin Gross Jr. (S), Darrien Howard (DL), David Long (LB), Colton McKivitz (OL), Kennedy McKoy (RB), Adam Shuler II (DL), Sean Walters (LB) and Kyzir White (S).

### TRUE AND REDSHIRT FRESHMEN

- ✓ Eight true freshmen have seen action for the Mountaineers in 2016: Reese Donahue (DL), Adam Hensley (LB), Kennedy McKoy (RB), Martell Pettaway (RB), Zach Sandwisch (LB), Marcus Simms (WR), Steven Smothers (WR) and Jovanni Stewart (S).
- ✓ Eleven redshirt freshmen have seen action for the Mountaineers in 2016: Jordan Adams (CB), Chris Chugunov (QB), Rob Dowdy (OL/TE), Deamonte Lindsay (S), David Long (LB), Colton McKivitz (OL), Alec Shriner (DL), Adam Shuler II (DL), Kevin Williams (CB) and Stone Wolfley (TE/FB).

### FIFTH-YEAR SENIORS

- ✓ There are 16 fifth-year seniors on the 2016 roster: Justin Arndt (LB), Christian Brown (DL), Antonio Crawford (CB), Rasul Douglas (CB), Maurice Fleming (CB), Jarrod Harper (S), Nana Kyeremeh (CB), Devonte Mathis (WR), Tony Matteo (OL), Noble Nwachukwu (DL), Tyler Orlosky (OL), Adam Pankey (OL), Rushel Shell (RB), Khairi Sharif (S), Sylvester Townes (OL) and Sean Walters (LB)

### FIRST-TIME PLAYERS

- ✓ There are 28 Mountaineers who have seen their first WVU action during the 2016 season: Jordan Adams (CB), Toyous Avery (S), Elijah Battle (CB), Chris Chugunov (QB), Antonio Crawford (CB), Justin Crawford (RB), Mike Daniels (CB), Rob Dowdy (OL), Michael Ferns (TE/FB), Maurice Fleming (CB), Reese Donahue (DL), Adam Hensley (LB), Matt Jones (OL), Billy Kinney (P), Deamonte Lindsay (S), David Long (LB), Colton McKivitz (OL), Kennedy McKoy (RB), Martell Pettaway (RB), Zach Sandwisch (LB), Marcus Simms (WR), Alec Shriner (DL), Adam Shuler II (DL), Steven Smothers (WR), Jovanni Stewart (S), Trevon Wesco (TE/FB), Kyzir White (S), Kevin Williams (CB) and Stone Wolfley (TE/FB).

### WVU'S WEEK-BY-WEEK NATIONAL RANKINGS

Week	AP	USA Today	CFP
Preseason	--	--	--
Sept. 4	RV	RV	--
Sept. 11	--	RV	--
Sept. 18	--	RV	--
Sept. 25	RV	RV	--
Oct. 3	22	20	--
Oct. 8	20	18	--
Oct. 16	12	13	--
Oct. 23	10	9	--
Oct. 30	14	15	20
Nov. 6	11	10	16
Nov. 13	10	9	14
Nov. 20	19	17	18
Nov. 27	14	13	16
Dec. 3	14	12	16

### WVU'S RECORD WHEN WEARING ... (SINCE 2001)

Blue Jersey - Gold Pants: 28-9  
 Blue Jersey - White Pants: 7-5  
 Blue Jersey - Blue Pants: 24-9  
 White Jersey - Gold Pants: 12-10  
 White Jersey - White Pants: 20-15  
 White Jersey - Blue Pants: 16-8  
 Gold Jersey - Blue Pants: 9-1  
 Gold Jersey - Gold Pants: 5-3  
 Gold Jersey - White Pants: 4-1  
 Gold Jersey - Gray Pants: 0-1  
 Gray Jersey - Gray Pants: 1-0  
 Nike Pro Combat Uniforms: 1-1



### MOUNTAINEER GRADUATES

- ✓ Seven Mountaineers from the 2016 team will graduate on Dec. 16: Justin Arndt, Christian Brown, Antonio Crawford, Devonte Mathis, Noble Nwachukwu, Adam Pankey and Rushel Shell.
- ✓ Ten Mountaineers on the 2016 team already had earned their bachelor's degree before the start of the 2016 season: Christian Brown (DL), DJ Carozza (DL), Maurice Fleming (CB), Jarrod Harper (S), Skyler Howard (QB), Tony Matteo (OL), Tyler Orlosky (OL), Khairi Sharif (S), Sylvester Townes (OL) and Sean Walters (LB)

### ALL-AMERICAN MOUNTAINEERS

- ✓ In 2016, Rasul Douglas and Tyler Orlosky were named to at least one All-American team.
- ✓ Douglas was named a second-team selection by Walter Camp, Pro Football Focus and USA Today and to the third-team by SB Nation.
- ✓ Orlosky was named a second-team selection by USA Today, SI.com and to the fourth team by SB Nation. He also was a finalist for the Rimington Trophy, signifying the top center in the nation and the program's first Senior CLASS Award finalist.

### BIG 12 HONORS

- ✓ West Virginia had 10 selections one of three Big 12 teams selected for the 2016 season (Associated Press, Coaches and ESPN.com).
- ✓ Running back Justin Crawford was named the Big 12 Newcomer of the Year by the coaches and ESPN.com, and cornerback Rasul Douglas was named the defensive player of the year by ESPN.com. WVU coach Dana Holgorsen was named the Big 12 Coach of the Year by ESPN.com.
- ✓ Leading the way were unanimous first-team selections center Tyler Orlosky and Douglas. Kyle Bosch (OL) was a first-team selection on the AP and ESPN.com teams, and Shelton Gibson (WR) was named first team as an all-purpose player by the AP.
- ✓ Named to the second team were running back Justin Crawford (AP, ESPN.com), Gibson (Coaches, ESPN.com), defensive lineman Noble Nwachukwu (ESPN.com), offensive lineman Adam Pankey (AP, ESPN.com), receiver Daikiel Shorts (Coaches) and safety Kyzir White (ESPN.com).

### AVERAGE PER DOWN

- ✓ Here's a breakdown of how the 2016 West Virginia offense has operated on first, second, third and fourth down:
- ✓ On first down, the Mountaineers have run 425 plays and gained 2,899 yards for a 6.8 average. On second down, the Mountaineers have run 309 plays for 2,078 yards and a 6.7 average. On third down, the Mountaineers have run 170 plays for 1,073 yards and a 6.3 average gain. West Virginia has run 14 fourth down plays in 2016, gaining 33 yards for a 2.4 average.
- ✓ WVU's touchdowns have come 18 times on first down (9 rushing/9 passing), 16 times on second down (5 rushing/11 passing), 11 times on third down (6 rushing/5 passing), and three touchdowns on fourth down (2 rushing/1 passing).

### OFFENSIVE ANALYSIS

- ✓ Breaking down the West Virginia offensive numbers for the 2016 season shows that the Mountaineers have run a total of 918 plays, 535 coming on the ground and 383 through the air. The rushing game has totaled 2,874 yards for an average of 5.4 yards per carry and 22 touchdowns. The passing attack has totaled 3,209 yards, 26 touchdowns and an average of 14.0 yards per completion.
- ✓ Combine the two and the Mountaineers have turned in 6,083 yards of total offense, 48 touchdowns, an average of 6.6 yards per play, and an average of 33.0 points per game.
- ✓ Deeper analysis shows that the Mountaineer offense has gained 132 first downs by the run and 146 via the pass. On average, West Virginia has totaled 239.5 yards per game on the ground, 267.4 yards per game passing and 506.9 yards per game of total offense.

### NON-CONFERENCE PLAY

- ✓ West Virginia finished 3-0 in its three non-conference games in 2016. The Mountaineers defeated Missouri, 26-11, on Sept. 3 in the season opener.
- ✓ On Sept. 10, WVU defeated FCS opponent Youngstown State, 38-21, at home.
- ✓ WVU closed out its non-conference schedule on Sept. 24 with a 35-32 win against BYU at FedExField in Landover, Md.

### WEST VIRGINIA POSTSEASON HONORS

**Justin Arndt**  
WVU Permanent Captain

**Kyle Bosch**  
All-Big 12 First Team (AP)  
All-Big 12 First Team (ESPN.com)

**Shane Commodore**  
All-Academic Big 12 First Team

**Justin Crawford**  
Big 12 Newcomer of the Year (Coaches)  
Big 12 Newcomer of the Year (ESPN.com)  
All-Big 12 Second Team (AP)  
All-Big 12 Second Team (ESPN.com)

**Rasul Douglas**  
CBSSports.com All-American (Second team)  
Associated Press All-American (Second team)  
FWAA All-American (Second team)  
Walter Camp All-American (Second team)  
Pro Football Focus All-American (Second team)  
USA Today All-American (Second team)  
SB Nation All-American (Third team)  
Big 12 Defensive Player of the Year (ESPN.com)  
All-Big 12 First Team (Coaches, AP, ESPN.com)

**Michael Ferns**  
Academic All-Big 12 Second Team

**Shelton Gibson**  
All-Big 12 First Team All-Purpose (AP)  
All-Big 12 Second Team (Coaches)  
All-Big 12 Second Team (ESPN.com)

**Dana Holgorsen**  
AFCA District 4 Regional Coach of the Year  
Big 12 Coach of the Year (ESPN)

**Billy Kinney**  
All-Academic Big 12 First Team

**Grant Lingafelter**  
Academic All-Big 12 Second Team

**Colton McKivitz**  
All-Academic Big 12 First Team

**Nick Meadows**  
Academic All-Big 12 Second Team

**Mike Molina**  
All-Academic Big 12 First Team

**Noble Nwachukwu**  
WVU Permanent Captain  
All-Big 12 Second Team (ESPN.com)

**Tyler Orlosky**  
WVU Permanent Captain  
Rimington Trophy Finalist  
Senior CLASS Award Finalist  
CBSSports.com All-American (Second team)  
Associated Press All-American (Second team)  
FWAA All-American (Second Team)  
USA Today All-American (Second team)  
SI.com All-American (Second team)  
SB Nation All-American (Fourth team)  
All-Academic Big 12 First Team  
All-Big 12 First Team (ESPN.com, Coaches, AP)

**Adam Pankey**  
All-Big 12 Second Team (AP)  
All-Big 12 Second Team (ESPN.com)

**Khairi Sharif**  
Academic All-Big 12 Second Team

**Daikiel Shorts**  
WVU Permanent Captain  
All-Big 12 Second Team (Coaches)

**Ka'Raun White**  
Academic All-Big 12 Second Team

**Kyzir White**  
All-Big 12 Second Team (ESPN.com)



### ON NETWORK TELEVISION

- ✓ The ESPN telecast of the WVU-Miami game marks the 237th network television game for West Virginia.
- ✓ All-time WVU is 123-112-1 in nationally televised games.

### MOST TOTAL WINS OVER THE LAST 14 YEARS (2003-16)

Rk.	School	Wins
1.	Boise State	156
2.	Oklahoma	145
3.	LSU	141
4.	Ohio State	140
5.	Wisconsin	134
6.	Oregon	132
	Georgia	132
	TCU	132
9.	Virginia Tech	130
	Clemson	130
11.	Florida	127
	USC	127
13.	Texas	124
	Utah	124
15.	Auburn	123
<b>16.</b>	<b>West Virginia</b>	<b>122</b>
	Florida State	122
	Alabama	122
19.	Navy	120
20.	Louisville	119
21.	Nebraska	118

### BEST WINNING PERCENTAGE AWAY FROM HOME (ROAD OR NEUTRAL) OVER THE LAST 14 YEARS (2003-16)

Rk.	School	W-L	Winning %
1.	Ohio State	54-17	.761
2.	Boise State	68-23	.747
3.	Oklahoma	59-22	.728
4.	TCU	56-26	.683
5.	Alabama	49-23	.681
6.	Georgia	55-26	.680
7.	Texas	54-27	.666
	USC	54-27	.666
9.	Virginia Tech	55-28	.663
10.	LSU	47-24	.662
11.	Oregon	54-29	.651
12.	Utah	55-31	.640
13.	Florida	45-30	.600
<b>14.</b>	<b>West Virginia</b>	<b>48-33</b>	<b>.593</b>
15.	Navy	49-34	.590
16.	Wisconsin	48-34	.585

### BEST HOME WINNING PERCENTAGE OVER THE LAST 14 YEARS (2003-16)

Rk.	School	W-L	Winning %
1.	Boise State	88-4	.957
2.	Oklahoma	78-7	.918
3.	Ohio State	86-12	.878
4.	Wisconsin	85-14	.859
5.	LSU	93-16	.853
6.	USC	72-13	.847
7.	TCU	76-17	.817
8.	Florida	75-18	.806
9.	Oregon	78-19	.804
10.	Clemson	83-21	.798
11.	Alabama	72-19	.791
12.	Utah	68-21	.764
<b>13.</b>	<b>West Virginia</b>	<b>74-23</b>	<b>.763</b>
14.	Georgia	76-26	.745
15.	Iowa	71-25	.740
16.	Virginia Tech	72-26	.735
17.	Troy	49-19	.721
18.	Texas Tech	68-27	.716



Shelton GIBSON

Justin CRAWFORD

### WEST VIRGINIA OFFENSE

- ✓ WVU has had 32 players who have seen action on offense in 2016: nine receivers, four running backs, five tight ends/fullbacks, 11 offensive linemen and three quarterbacks
- ✓ Two players (Skyler Howard and Tyler Orlosky) saw action on 900, seven were used on more than 700 plays and nine played 500 or more plays
- ✓ Four freshmen (Kennedy McKoy, Martell Pettaway, Steven Smothers, and Marcus Simms) and five redshirt freshmen (Chris Chugunov, Rob Dowdy, Matt Jones, Colton McKivitz, and Stone Wolfley) have seen action on offense this season
- ✓ In the Holgorsen era, WVU has thrown for 300 or more yards 34 times, 400 or more 11 times and 500 or more three times
- ✓ In 2016, Skyler Howard has completed 108 passes for more than 10 yards, 46 for more than 20 and 17 for more than 40 yards
- ✓ The Mountaineer offense has run 918 plays in 2016, the fifth most in school history. The school record for most plays in a year is 998.
- ✓ The top games for amount of plays during the Holgorsen era:
  - 108 - Maryland (2014)
  - 98 - Oklahoma State (2015)
  - 96 - Maryland (2015)
  - 96 - Towson (2014)
  - 94 - Texas Tech (2014)
  - 91 - Texas Tech (2012)
  - 91 - Oklahoma State (2012)
- ✓ Four Mountaineer running backs (Rushel Shell III, Justin Crawford, Kennedy McKoy, Martell Pettaway) have rushed for at least 100 yards in a game this season. Crawford leads the team with five 100-yard performances
- ✓ WVU has run for 150 or more yards in 22 of its last 25 games and 200 or more yards in 12 of its last 17 games
- ✓ Against Kansas, Justin Crawford and Kennedy McKoy were the first two Mountaineers to have 100 yards rushing in the same game since Nov. 7, 2015 against Texas Tech
- ✓ WVU ranked No. 2 in the Big 12 and No. 18 nationally in rushing offense averaging 239.5 yards per game
- ✓ In the Holgorsen era, WVU has rushed for 200 or more yards 27 times, 300 or more nine times and 400 or more twice

- ✓ WVU finished with 613 yards of total offense at Iowa State and has had 400 or more yards in 20 of the last 25 games and has had 450 or more yards of total offense in nine of the past 15
- ✓ WVU's season-high 650 yards of total offense at Texas Tech was the No. 7 top total offensive performance in school history
- ✓ WVU is ranked No. 12 nationally in total offense, averaging 506.9 yards per game
- ✓ The Mountaineer offense has allowed an average of 1.75 sacks per game in 2016, leading the Big 12 conference
- ✓ The top games for total first downs in school history
  - 37 - Maryland (2015)
  - 36 - Washington & Lee (1923)
  - 35 - Syracuse (1993)
  - 34 - Colorado State (1980)
  - 33 - Maryland (2014)
  - 33 - Towson (2014)
  - 33 - Baylor (2014)
  - 33 - Baylor (2012)

#### Number of 40+ Yard Receptions since 2015

Name, School	2015	2016	Total
Taywan Taylor, Western Kentucky	11	14	25
<b>Shelton Gibson, West Virginia</b>	<b>9</b>	<b>11</b>	<b>20</b>
James Washington, Oklahoma State	8	8	16
Carlos Henderson, Louisiana Tech	6	10	16
Corey Davis, Western Michigan	7	8	15
Dede Westbrook, Oklahoma	2	13	15

#### Number of 50+ Yard Receptions since 2015

Name, School	2015	2016	Total
Taywan Taylor, Western Kentucky	8	7	15
<b>Shelton Gibson, West Virginia</b>	<b>6</b>	<b>7</b>	<b>13</b>
Carlos Henderson, Louisiana Tech	5	7	12
James Washington, Oklahoma State	5	5	10
Corey Davis, Western Michigan	5	5	10


#### Number of 40+ Yard Passes since 2015

Name, School	2015	2016	Total
Patrick Mahomes, Texas Tech	21	17	38
<b>Skyler Howard, West Virginia</b>	<b>16</b>	<b>17</b>	<b>33</b>
Dane Evans, Tulsa	18	15	33
Baker Mayfield, Oklahoma	11	22	33
Mason Rudolph, Oklahoma State	16	16	32
Brad Kaaya, Miami	14	14	28
Brett Rypien, Boise State	13	15	28

#### Number of 50+ Yard Passes since 2015

Name, School	2015	2016	Total
Patrick Mahomes, Texas Tech	11	12	23
<b>Skyler Howard, West Virginia</b>	<b>11</b>	<b>11</b>	<b>22</b>
Baker Mayfield, Oklahoma	7	13	20
Nick Mullens, Southern Miss	9	9	18





KennedyMCKOY

KyleBOSCH

- ✓ The Mountaineers ranked No. 29 in passing efficiency nationally and No. 4 in the Big 12
- ✓ When WVU has passed for 300 or more yards in the past 10 years, its record is 28-11.

- ✓ Daikiel Shorts Jr. and Shelton Gibson each had 100 yards receiving against Kansas, marking the first time that WVU has had two receivers with more than 100 yards receiving since the 2015 opener against Georgia Southern
- ✓ Shelton Gibson has 14 catches of 30 yards or more in 2016. Thirteen of the 14 have led to a WVU score, 11 touchdowns and two field goals.
- ✓ Senior Daikiel Shorts Jr. leads the team with at least one reception in each of the last 25 games.
- ✓ The win over Kansas State marked the first time since 2005 that WVU had been shutout in the first half and came back to win the game.
- ✓ Martell Pettaway finished with 181 yards at Iowa State in his first career game, marking the most

**300 or More Yards Passing (Last nine years)**

656	Baylor (2012)	70-63/W
532	Arizona State (2015)	43-42/W
511	Maryland (2014)	40-37/W
469	Connecticut (2011)	43-16/W
463	LSU (2011)	21-47/L
448	James Madison (2012)	42-12/W
431	Norfolk State (2011)	55-12/W
410	Louisville (2011)	35-28/L
407	Kansas (2012)	59-10/W
407	Clemson (2011)	70-33/W
401	Oklahoma State (2012)	55-34/L
389	Youngstown State (2016)	38-21/W
388	at Maryland (2011)	37-31/W
376	Oklahoma (2014)	45-33/L
372	at Cincinnati (2011)	24-21/W
365	vs. Alabama (2014)	33-23/L
359	Georgia Southern (2015)	44-0/W
	Georgia State (2013)	41-7/W
355	Towson (2014)	54-0/W
356	Iowa State (2013)	44-52/L
352	Rutgers (2010)	35-10/W
346	Texas A&M (2014)	45-37/L
338	Maryland (2012)	31-21/W
338	at Syracuse (2011)	49-23/L
334	East Carolina (2009)	35-20/W
332	vs. BYU (2016)	35-32/W
332	North Carolina (2008)	31-30/W
324	Marshall (2012)	69-34/W
322	Baylor (2014)	41-27/W
320	Oklahoma State (2013)	30-21/W
320	Oklahoma (2012)	50-49/L
318	Texas Tech (2016)	48-17/W
316	Marshall (2010)	24-21/W (OT)
314	Iowa State (2016)	49-19/W
313	Liberty (2015)	41-17/W
310	Kansas State (2012)	26-20/L
302	Kansas (2014)	33-14/W
302	Auburn (2009)	30-41/L
301	Texas Tech (2014)	37-34/W

**Bold = Hølgorsen Era**

- ✓ WVU has converted 43.5 percent of its third-down attempts in 2016, ranking No. 38 nationally and No. 4 in the Big 12
- ✓ WVU is averaging 267.4 passing yards per game in 2016, ranking No. 30 nationally
- ✓ WVU has pushed its consecutive streak of 20+ first downs in a game to 14, its longest streak in the past 20 years
- ✓ WVU had four games with more than 600 yards of total offense in 2016, tying for second most in the Big 12
- ✓ The Mountaineer offense has scored on 15 drives of 80 or more yards

### WEST VIRGINIA DEFENSE

- ✓ WVU has had 28 players who have seen action on defense in 2016: seven linemen, eight linebackers, seven safeties and six cornerbacks
- ✓ Four players were used on 800 or more plays in 2016, (Justin Arndt, Rasul Douglas, Jarrod Harper and Jeremy Tyler), while seven players were used on 700 or more plays and 10 were used on 600 or more plays
- ✓ One true freshman (Reese Donahue) and two redshirt freshmen (Adam Shuler II) and (Alec Shriner) saw action in 2016
- ✓ WVU tied a season-high with four sacks against Baylor, marking the most sacks since finishing with four at Texas. WVU has recorded three or more sacks in five games in 2016.
- ✓ WVU has not allowed an opponent to complete more than 50 percent of its third down attempts in 34 of the past 36 games. The streak was at 27 straight before the BYU game.
- ✓ West Virginia's defense hasn't allowed a Big 12 opponent to complete 50 percent or higher of its third-down attempts, in 29 of the past 30 games
- ✓ The WVU defense is ranked No. 32 nationally and leading the Big 12 in pass efficiency defense
- ✓ WVU has held its opponent to less than 300 yards passing 26 times in the past 38 games, including 14 of the last 18 games
- ✓ Since the beginning of the 2014 season, WVU held its opponents to less than 100 yards rushing 10 times, 15 times under 150 and 26 under 200 yards

**WVU'S MULTI 100-YARD RECEIVING GAMES**

Season	2 100-yard Receivers	3 100-yard Receivers	Total
2016	1	0	1
2015	1	0	1
2014	3	0	3
2012	2	1	3
2011	3	1	4
1998	1	0	1
1997	1	0	1
1996	2	0	2
1995	2	0	2
1994	1	0	1
1993	2	0	2
1972	1	0	1

**WVU'S MULTI 100-YARD RECEIVING GAMES**

11/5/16	<b>Kansas</b> Daikiel Shorts Jr. (7/104/1) Shelton Gibson (4/102/2)	<b>W/48-21</b>
9/5/15	<b>Georgia Southern</b> Shelton Gibson (3/130/1) Jovon Durante (3/121/1)	<b>W/44-0</b>
10/11/14	<b>at Texas Tech</b> Kevin White (13/123/1) Jordan Thompson (6/109/1)	<b>W, 37-34</b>
9/20/14	<b>Oklahoma</b> Kevin White (10/173/1) Mario Alford (7/101/1)	<b>L, 33-45</b>
9/13/14	<b>at Maryland</b> Kevin White (13/216/1) Mario Alford (11/131/2)	<b>W, 40-37</b>
12/1/12	<b>Kansas</b> Stedman Bailey (11/159/2) Tavon Austin (4/110/0)	<b>W, 59-10</b>
9/29/12	<b>Baylor</b> Stedman Bailey (13/303/5) Tavon Austin (14/215/2) J.D. Woods (13/114/1)	<b>W, 70-63</b>
9/15/12	<b>James Madison</b> Stedman Bailey (13/173/3) Tavon Austin (11/113/1)	<b>W, 42-12</b>
11/12/11	<b>at Cincinnati</b> Tavon Austin (9/126/0) Stedman Bailey (6/104/1)	<b>W, 24-21</b>
10/8/11	<b>Connecticut</b> Stedman Bailey (7/178/2) Ivan McCartney (6/131/0)	<b>W, 43-16</b>
9/24/11	<b>LSU</b> Tavon Austin (11/187/0) Stedman Bailey (8/115/1)	<b>L, 21-47</b>
9/17/11	<b>at Maryland</b> Tavon Austin (11/122/0) Stedman Bailey (8/113/1) Ivan McCartney (8/101/0)	<b>W, 37-31</b>
11/27/98	<b>at Pitt</b> Shawn Foreman (5/115/1) Khorl Ivy (6/113/2)	<b>W, 52-14</b>
12/29/97	<b>Georgia Tech</b> Jerry Porter (4/124/2) Shawn Foreman (12/110/0)	<b>L, 30-35</b>
11/9/96	<b>at Rutgers</b> David Saunders (11/178/2) Shawn Foreman (6/164/2)	<b>W, 55-14</b>
10/5/96	<b>Boston College</b> David Saunders (8/191/1) Rahsaan Vanterpool (9/152/1)	<b>W, 34-17</b>
11/4/95	<b>Rutgers</b> David Saunders (8/149/2) Lovett Purnell (3/134/2)	<b>W, 59-26</b>
9/2/95	<b>Purdue</b> Lovett Purnell (8/149/0) David Saunders (6/130/0)	<b>L, 24-26</b>
10/15/94	<b>at Pitt</b> Rahsaan Vanterpool (9/205/2) Zach Abraham (6/180/2)	<b>W, 47-41</b>
11/6/93	<b>Rutgers</b> Mike Baker (8/172/2) Jay Kearney (4/106/0)	<b>W, 58-22</b>
9/18/93	<b>at Maryland</b> Mike Baker (8/126/1) Jay Kearney (3/104/1)	<b>W, 42-37</b>
9/23/72	<b>at Virginia</b> Marshall Mills (7/132/1) Danny Buggs (3/113/2)	<b>W, 48-10</b>



Christian BROWN

Justin ARNDT

### WEST VIRGINIA DEFENSE

- ✓ West Virginia and Kansas State gave up the fewest amount of touchdowns in the Big 12 in 2016 (33) in overall games and fewest in conference games only (25). WVU's defense tied for No. 24 in the nation for the fewest amount of touchdowns given up this season
- ✓ The WVU defense held the Iowa State offense without a touchdown, only surrendering four field goals, marking the first time the defense hasn't given up a touchdown since Kansas in 2015
- ✓ WVU held Texas Tech's running attack to just 34 yards, the fewest number of rushing yards since Kansas State finished with one in 2014
- ✓ During the past two seasons, WVU held its opponents to less than 35 percent on third down 25 times; less than 30 percent 14 times
- ✓ With two interceptions and a fumble recovery against Baylor, the WVU defense has forced a turnover in 10 of the 11 games in 2016 and 15 of the last 17 games
- ✓ Dating back to 2014 under Tony Gibson, the defense has forced a turnover in 30 of 38 games
- ✓ WVU's defense is giving up 23.4 points per game during the 2016 season, ranking No. 2 in the Big 12 in scoring defense
- ✓ WVU's defense has held Big 12 opponents to fewer than 25 points in 11 of the past 13 games
- ✓ WVU's defense has 14 interceptions in 2016, ranking, which is tied for No.23 nationally is No. 2 in the Big 12
- ✓ Three Mountaineers (Rasual Douglas, Jeremy Tyler and Maurice Fleming) rank in the top 12 in the Big 12 in passes defended, the most of any team in the conference
- ✓ Douglas is tied for first nationally in interceptions
- ✓ WVU defense is holding opponents to 431.2 yards per game, ranking third in the Big 12.
- ✓ The WVU defense gave up a season-low 17 first downs against Oklahoma State, tying Kansas State earlier this year.
- ✓ WVU's defense faced a total of 100 plays against Texas, which marks the second time in 2016 that the defense has played 100 plays. Prior to 2016, the defense has seen 100 or more plays just once in the Holgorsen era.
- ✓ In the Tony Gibson Era, WVU is 15-0 when holding opponents to 20 points or less and 19-1

- when opponents score less than 25
- ✓ The top games for amount of defensive plays during the Holgorsen era:
  1. 101 - Marshall (2012)
  2. 100 - Missouri (2016)
  - 100 - Texas (2016)
  3. 94 - Baylor (2013)
  4. 92 - Iowa State (2013)
  - 92 - Baylor (2012)
  6. 90 - Iowa State (2014)
  - 90 - Texas (2013)

### WEST VIRGINIA SPECIAL TEAMS

- ✓ In 2016, West Virginia features a new long snapper (Nick Meadows), holder (Billy Kinney), kicker (Mike Molina) and punter (Billy Kinney)
- ✓ Key note about the new specialists is that all three hail from West Virginia. Meadows (Williamstown), Kinney (Morgantown) and Molina (Hurricane)
- ✓ Molina is 15-of-22 on field goals; long of 50
- ✓ Molina is No. 3 in the Big 12 Conference and No. 39 nationally in FGs made per game
- ✓ Molina is No. 7 in the Big 12 in field goal percentage
- ✓ Molina ranks No. 7 in Big 12 scoring and No. 4 in Big 12 scoring by kickers
- ✓ Molina ranks No. 58 nationally in scoring
- ✓ Molina is averaging 59.0 yards per kickoff
- ✓ Kinney is No. 5 in Big 12 punting, averaging 41.4 yards per punt. He is No. 59 nationally
- ✓ Kinney has placed 14 punts inside the 20 and has five punts of 50 yards or more in his first season
- ✓ Kinney's long punt of the year is 55 yards

- ✓ Shelton Gibson ranks No. 5 in the Big 12 in kickoff returns and No. 61 nationally (22.5)
- ✓ Gary Jennings ranks No. 4 in Big 12 punt returns
- ✓ The top national ranking for WVU in special teams categories is No. 43 in kickoff returns followed by No. 47 in punt return defense
- ✓ The top Big 12 ranking for the Mountaineers in special teams categories is No. 5 in kickoff returns and No. 7 punt return defense
- ✓ Until the Oklahoma game, Gibson and Jennings were the only WVU players to register returns on special teams in 2016. Against OU, Jovon Durante added a 16-yard kickoff return
- ✓ Special teams vs. TCU, forced two Horned Frog turnovers on kickoffs
- ✓ Marvin Gross Jr. leads the team in special teams tackles with nine, followed by Shane Commodore with eight and Nana Kyeremeh with six.
- ✓ WVU averages 21.7 yards per kickoff return and 1.9 yards per punt return. Its net punt average is 37.5 and its kick return defense is 23.0
- ✓ Leading tacklers on WVU special teams in 2016 are Marvin Gross with 10 tackles, eight on kickoffs and two on punts, followed by Shane Commodore with eight tackles, all on kickoffs. Nana Kyeremeh comes in third with six tackles, three on kickoffs and three on punts.

### OVERTIME GAMES

- ✓ The 33-26 overtime loss to Oklahoma State in 2015 marked the 14th overtime game in West Virginia history. The Mountaineers own a 6-8 record in overtime games.
- ✓ WVU played its first overtime game vs. Pitt in 1997, dropping a three-overtime thriller, 41-38.

#### Overtime Games

Oct. 10, 2015	Oklahoma State 33, WVU 26, OT
Nov. 30, 2013	Iowa State 52, WVU 44, 3OT
Nov. 9, 2013	Texas 47, WVU 40, OT
Nov. 2, 2013	WVU 30, TCU 27, OT
Nov. 3, 2012	TCU 39, WVU 38 2OT
Oct. 29, 2010	UConn 16, WVU 13 OT
Sept. 10, 2010	WVU 24, Marshall 21 OT
Nov. 8, 2008	Cincinnati 26, WVU 23 OT
Sept. 18, 2008	Colorado 17, WVU 14 OT
Dec. 2, 2006	WVU 41, Rutgers 39, 3OT
Oct. 15, 2005	WVU 46, Louisville 44, 3OT
Sept. 18, 2004	WVU 19, Maryland 16 OT
Nov. 11, 2000	WVU 31, Rutgers 24, 2OT
Nov. 28, 1997	Pitt 41, WVU 38, 3OT

### DANA HOLGORSEN YEAR-BY-YEAR COMPARISON (AFTER 12 GAMES)

	2016	2015	2014	2013	2012	2011
Scoring Offense	32.6	33.2	33.2	26.3	41.6	34.9
Scoring Defense	23.4	23.2	26.2	33.3	38.1	26.2
Rushing Offense	239.5	235.2	187.5	148.7	177.6	117.8
Rushing Defense	175.5	163.5	162.6	191.7	142.5	140.8
Passing Offense	267.4	228.1	314.6	262.3	340.9	341.8
Pass Defense	255.7	222.7	226.0	263.3	327.1	199.6
Total Offense	506.9	463.3	502.1	411.0	518.5	459.6
Total Defense	431.2	386.2	388.6	455.0	469.6	340.3
Total Turnovers (WVU/Opp)	20/25	20/31	28/13	32/28	12/18	21/19
WVU Turnovers (Int/Fumbles)	11/9	13/7	10/18	16/16	7/5	8/13
Opp Turnovers (Int/Fumbles)	14/11	23/8	11/2	12/16	9/9	12/7
Third Down Conv.	74/170 (44%)	75/190 (39%)	92/210 (44%)	59/185 (32%)	80/172 (47%)	63/164 (38%)
Opponent Third Down	80/194 (41%)	60/187 (32%)	59/191 (31%)	85/199 (43%)	80/177 (45%)	70/191 (37%)
Sacks By	22	29	18	16	21	28
Sacks Against	21	30	28	28	20	26

## PRONUNCIATION GUIDE

### LAST NAMES

Arndt (Justin) .....	like Yarn-dt
Behrndt (Chase) .....	like parent
Buccigossi (Jacob) .....	Bootch-i-grose-E
Cajuste (Yodny) .....	ka-JUST
Carozza (D.J.) .....	kuh-rose-uh
Chugunov (Chris) .....	chug-uh-nov
Durante (Jovon) .....	duh-rant
Groh (John) .....	Grow
Gross (Marvin) .....	Grose
Kyeremeh (Nana) .....	Ky-rum
Lazard (Marcell) .....	Lah-zard
Mahone (Sean) .....	muh-hone
Matteo (Tony) .....	muh-TAY-O
Nwachukwu (Noble) .....	wah-Chew-coo
Orlosky (Tyler) .....	or-Losk-E
Pegues (Xavier) .....	pah-Geese
Sandwisch (Zach) .....	sandwich
Seider (Ja'HShaun) .....	Sy-der
Sharif (Khairi) .....	share-EEF
Thimons (Logan) .....	timmons
Vucelik (Matt) .....	Voo-selek

### FIRST NAMES

Daikiel (Shorts) .....	da-Keel
Deamonte (Lindsay) .....	Dee-a-monty
Dontae (Angus) .....	Don-tay
Dravon (Henry) .....	Dray-vaughn
Hodari (Christian) .....	hoe-Darr-E
Jaleel (Fields) .....	jah-leel
Ja'HShaun (Seider) .....	Ja-Shaun
Jacquez (Adams) .....	Jock-ez
Jashawn (Banks) .....	Juh-shawn
Jovon (Durante) .....	Joe-vaughn
Ka'Raun (White) .....	kuh-ron
Khairi (Shariff) .....	kuh-harr-E
Kyzir (White) .....	KI-zeer
Rasul (Douglas) .....	Ra-sewell
Rushel (Shell) .....	rush-ell
Toyous (Avery) .....	Toy-es
Trevon (Wesco) .....	Trev-on
Xavier (Pegues) .....	X-zay-vee-err
Xavier (Preston) .....	X-zay-vee-err

### Online Pronunciation Guide

✓ A pronunciation guide provided by TheNameEngine.com also can be found at WVUsports.com on the football roster page. To hear a pronunciation of these names, click on the ear icon beside the name and a correct pronunciation will be provided.

## NCAA ALL-TIME LEADERS BY VICTORIES

Team	Years	Games	Record	Pct.
1. Michigan	138	1,303	946-333-36	.740
2. Notre Dame	129	1,258	896-320-42	.729
3. Texas	125	1,284	891-360-33	.707
4. Nebraska	129	1,300	889-371-40	.699
5. Ohio State	129	1,260	886-321-53	.724
6. Alabama	123	1,247	877-326-43	.721
7. Oklahoma	123	1,245	871-321-53	.721
8. Penn State	131	1,293	867-384-41	.686
9. Tennessee	121	1,256	828-375-53	.680
10. USC	124	1,211	821-336-54	.700
11. Georgia	124	1,265	793-418-54	.648
12. LSU	124	1,232	777-408-47	.650
13. Auburn	125	1,226	749-431-47	.630
<b>14. West Virginia</b>	<b>125</b>	<b>1,266</b>	<b>737-484-45</b>	<b>.600</b>
15. Virginia Tech	124	1,234	727-462-46	.608
16. Texas A&M	123	1,243	725-470-48	.603
17. Georgia Tech	125	1,255	723-489-43	.593
18. Pitt	128	1,275	713-519-43	.576



### AT HOME

- ✓ The 2016 season marked the 37th season of competition for West Virginia at Milan Puskar Stadium.
- ✓ WVU holds a 168-62-4 (.726) all-time mark at the facility, which opened in 1980.
- ✓ A sellout crowd of 60,125 fans was in attendance for the season opener against Missouri. In week two, 56,261 fans were in attendance for the Youngstown State game and sellout crowds of 61,701 was in attendance for Kansas State and 61,780 for TCU. There were 56,343 fans for the Kansas game, 57,645 fans for the Oklahoma game and 49,229 for Baylor.
- ✓ An average of 54,826 fans were in attendance at Milan Puskar Stadium in 2016.
- ✓ A total of 12,824,073 fans all time have watched a game at Mountaineer Field.

### NFL MOUNTAINEERS

✓ There are 23 former Mountaineers on NFL rosters in 2016, playing for 16 different teams.



Daryl Worley  
Nick Kwiatkoski  
Kevin White  
Will Clarke  
Adam Jones  
Don Barclay  
KJ Dillon  
Pat McAfee  
Tavon Austin  
Will Johnson  
J.T. Thomas  
Mario Alford  
Geno Smith  
Bruce Irvin  
Karl Joseph  
Najee Goode  
Wendell Smallwood  
Dreamius Smith  
Mark Glowinski  
Charles Sims  
Keith Tandy  
Quinton Spain  
Terence Garvin

Carolina Panthers  
Chicago Bears  
Chicago Bears  
Cincinnati Bengals  
Cincinnati Bengals  
Green Bay Packers  
Houston Texans  
Indianapolis Colts  
Los Angeles Rams  
New York Giants  
New York Giants  
New York Jets  
New York Jets  
Oakland Raiders  
Oakland Raiders  
Philadelphia Eagles  
Philadelphia Eagles  
Pittsburgh Steelers  
Seattle Seahawks  
Tampa Bay Buccaneers  
Tampa Bay Buccaneers  
Tennessee Titans  
Washington Redskins

## 2016 HOME AND AWAY

Rushing	Att-Yds-Avg	Avg/Gm
Home (6-1) .....	324-1,798-5.5	256.9
Away (4-1) .....	211-1,076-5.1	215.2
Passing	Comp-Att-Yds-TD-Int	Avg/Gm
Home (6-1) .....	122-215-1,737-17-5	248.1
Away (4-1) .....	110-168-1,472-9-6	294.4
Total Offense	Rush-Pass-Total	Avg/Gm
Home (6-1) .....	1,798-1,737-3,535	505.0
Away (4-1) .....	1,076-1,472-2,548	509.6
Rush Defense	Att-Yds-Avg	Avg/Gm
Home (6-1) .....	301-1,299-4.3	185.6
Away (4-1) .....	182-807-4.4	161.4
Pass Defense	Comp-Att-Yds-TD-Int	Avg/Gm
Home (6-1) .....	112-228-1,520-9-8	217.1
Away (4-1) .....	135-216-1,548-8-6	309.6
Total Defense	Rush-Pass-Total	Avg/Gm
Home (6-1) .....	1,299-1,520-2,819	402.7
Away (4-1) .....	807-1,548-2,355	471.0



## WEST VIRGINIA SEASON RANKINGS

### TOTAL OFFENSE

### PLAYS/YARDS

1. Geno Smith/2012	584/4,356
2. Geno Smith/2011	582/4,352
3. Skyler Howard/2015	560/3,647
<b>4. Skyler Howard/2016</b>	<b>499/3,594</b>
5. Marc Bulger/1998	452/3,515
6. Clint Trickett/2014	461/3,179
7. Pat White/2007	413/3,059

### PASSING YARDS

### COMP./ATT./YARDS

1. Geno Smith/2011	346/526/4,385
2. Geno Smith/2012	369/518/4,205
3. Marc Bulger/1998	274/419/3,607
4. Clint Trickett/2014	281/419/3,285
<b>5. Skyler Howard/2016</b>	<b>230/378/3,194</b>
6. Skyler Howard/2015	221/403/3,145
7. Geno Smith/2010	241/372/2,763
8. Bernie Galiffa/1972	164/334/2,496

### PASSING COMPLETIONS

1. Geno Smith/2012	369
2. Geno Smith/2011	346
3. Clint Trickett/2014	281
4. Marc Bulger/1998	274
5. Geno Smith/2010	241
<b>6. Skyler Howard/2016</b>	<b>230</b>
7. Skyler Howard/2015	221
8. Oliver Luck/1981	216

### PASSING ATTEMPTS

1. Geno Smith/2011	526
2. Geno Smith/2012	518
3. Clint Trickett/2014	419
4. Marc Bulger/1998	419
5. Skyler Howard/2015	403
6. Oliver Luck/1981	394
<b>7. Skyler Howard/2016</b>	<b>378</b>
8. Geno Smith/2010	372
9. Chad Johnston/1996	334
10. Bernie Galiffa/1972	334

### TOUCHDOWN PASSES

1. Geno Smith/2012	42
2. Geno Smith/2011	31
3. Marc Bulger/1998	31
4. Skyler Howard/2015	26
<b>Skyler Howard/2016</b>	<b>26</b>
6. Geno Smith/2010	24
7. Pat White/2008	21

### TOUCHDOWNS RESPONSIBLE FOR

1. Geno Smith/2012	44
<b>2. Skyler Howard/2016</b>	<b>35</b>
3. Geno Smith/2011	33
Skyler Howard/2015	32
5. Pat White/2006	31
6. Marc Bulger/1998	31
7. Ira Errett Rodgers/1919	30

### RECEIVING YARDS

1. Stedman Bailey/2012	114/1,622
2. Kevin White/2014	109/1,447
3. Tavon Austin/2012	114/1,289
4. Stedman Bailey/2011	72/1,279
5. Tavon Austin/2011	101/1,186
6. David Saunders/1996	76/1,043
7. Chris Henry/2003	41/1,006
8. Shawn Foreman/1998	63/948
9. Mario Alford/2014	65/945
10. Shawn Foreman/1997	77/928
<b>11. Shelton Gibson/2016</b>	<b>40/927</b>
12. Shelton Gibson/2015	37/887
13. David Saunders/1998	77/883
14. Antonio Brown/2000	51/877
15. Chris Henry/2004	52/872
16. Reggie Rember/1989	47/850
17. Raasaan Vanterpool/1994	50/849
<b>18. Daikiel Shorts Jr./2016</b>	<b>58/833</b>

### RECEPTIONS

1. Stedman Bailey/2012	114/1,622
2. Tavon Austin/2012	114/1,289
3. Kevin White/2014	109/1,447
4. Tavon Austin/2011	101/1,186
5. David Saunders/1998	77/883
6. Shawn Foreman/1997	77/928
7. David Saunders/1996	76/1,043
8. Stedman Bailey/2011	72/1,279
9. Jock Sanders/2009	72/688
10. Jock Sanders/2010	69/728
11. Mario Alford/2014	65/945
12. Darius Reynaud/2007	64/733
13. Mark Raugh/1981	64/601
14. Shawn Foreman/1998	63/948
15. J.D. Woods/2012	61/637
<b>16. Daikiel Shorts Jr./2016</b>	<b>58/815</b>
Tavon Austin/2010	58/787

### TOUCHDOWN RECEPTIONS

1. Stedman Bailey/2012	25
2. Tavon Austin/2012	12
Stedman Bailey/2011	12
Darius Reynaud/2007	12
Chris Henry/2004	12
6. Mario Alford/2014	11

Reggie Rember/1989	11
8. Kevin White/2014	10
Chris Henry/2003	10
Cedric Thomas/1980	10
11. Shelton Gibson/2015	9
<b>12. Shelton Gibson/2016</b>	<b>8</b>
Tavon Austin/2011	8
Tavon Austin/2010	8
Brandon Myles/2006	8
Shawn Foreman/1998	8
David Saunders/1998	8
Cedric Thomas/1977	8
Danny Buggs/1972	8
Jim Braxton/1970	8

### ALL-PURPOSE YARDS

### Rush/Rec/PR/KR Yards

1. Tavon Austin/2012	643/1,289/165/813/2,910
2. Tavon Austin/2011	182/1,186/268/938/2,574
3. Steve Slaton/2006	1,744/306/0/2,104
4. Avon Cobourne/2002	1,710/146/0/0/1,856
5. Amos Zereoue/1998	1,462/184/0/168/1,814
6. Stedman Bailey/2012	13/1,622/0/146/1,781
7. Noel Devine/2009	1,465/177/0/100/1,742
8. Amos Zereoue/1997	1,589/131/0/0/1,720
9. Mario Alford/2014	14/945/-11/743/1,691
10. Wendell Smallwood/2015	1,519/160/0/0/1,679
11. Raasaan Vanterpool/1994	31/849/237/496/1,613
<b>12. Shelton Gibson/2016</b>	<b>29/927/0/606/1,562</b>
13. Charles Sims/2013	1,095/401/0/53/1,549
14. Willie Drewrey/1984	0/594/385/563/1,542
15. Noel Devine/2008	1,289/185/0/63/1,537
16. Robert Gresham/1969	1,155/147/15/188/1,505

### FIELD GOALS MADE

1. Josh Lambert/2014	30
Paul Woodside/1982	30
3. Josh Lambert/2015	21
Paul Woodside/1983	21
5. Charlie Baumann/1988	20
6. Josh Lambert/2013	17
Pat McAfee/2008	17
Pat McAfee/2006	17
9. Tyler Bitancurt/2011	16
<b>10. Mike Molina/2016</b>	<b>15</b>
Jay Taylor/1997	15
Jay Taylor/1996	15
Mike Vanderjagt/1992	15
Paul Woodside/1984	15

### INTERCEPTIONS

1. Aaron Beasley/1994	10
<b>2. Rasul Douglas/2016</b>	<b>8</b>
3. Preston Waters/1989	7
Tim Agee/1983	7
Tom Geishausser/1972	7
Mike Slater/1969	7
Bob Snider/1952	7

## WEST VIRGINIA CAREER RANKINGS

### RECORD AS STARTING QUARTERBACK IN MODERN ERA

1. Pat White/2005-08	34-8
2. Fred Wyant/1952-55	31-7
3. Geno Smith/2009-12	26-13
4. Mike Sherwood/1968-70	25-7
5. Major Harris/1987-89	25-10-1
6. Rasheed Marshall/2001-04	23-12
7. Oliver Luck/1978-81	20-15
<b>8. Skyler Howard/2014-16</b>	<b>19-8</b>
Dan Kendra/1974-78	19-15
Chad Johnston/1994-96	19-12
Marc Bulger/1997-99	18-14
12. Jeff Hostetler/1982-83	16-6

### TOTAL OFFENSE

### PLAYS/YARDS

1. Geno Smith/2009-11	1,710/12,004
2. Pat White/2005-08	1,467/10,529
<b>3. Skyler Howard/2014-16</b>	<b>1,191/8,210</b>

### RUSHING YARDS

1. Avon Cobourne/1999-2002	1,050/5,164
2. Pat White/2005-08	684/4,480
3. Noel Devine/2007-10	728/4,315
4. Amos Zereoue/1996-98	786/4,086
5. Steve Slaton/2005-06	664/3,923
6. Arthur Owens/1972-75	416/2,648
7. Robert Walker/1992-95	529/2,620
8. Quincy Wilson/1999-2003	474/2,608
9. Wendell Smallwood/2013-15	425/2,462
10. Robert Alexander/1977-80	491/2,456
11. Undra Johnson/1985-88	442/2,211
12. Robert Gresham/1968-70	417/2,181
13. Garrett Ford Sr./1965-67	453/2,166
14. Major Harris/1987-89	434/2,161
15. Adrian Murrell/1990-92	430/2,097
16. Rasheed Marshall/2001-04	491/2,040
<b>17. Rushel Shell III/2014-16</b>	<b>444/2,010</b>
18. Dwayne Woods/1973-76	406/1,970
19. Anthony "A.B." Brown/1987-88	377/1,937

### QUARTERBACK RUSHING YARDS

1. Pat White/2005-08	684/4,480
2. Major Harris/1987-89	432/2,161
3. Rasheed Marshall/2001-02	491/2,040
4. Jarrett Brown/2006-09	234/1,138
<b>5. Skyler Howard/2014-16</b>	<b>300/1,042</b>

### RUSHING ATTEMPTS

1. Avon Cobourne/1999-2002	1,050
2. Amos Zereoue/1996-98	786
3. Noel Devine/2007-10	728
4. Pat White/2005-08	684
5. Steve Slaton/2005-06	664
6. Robert Walker/1992-95	529
7. Robert Alexander/1977-80	491
8. Rasheed Marshall/2001-04	491
9. Quincy Wilson/1999-2003	474
10. Garrett Ford Sr./1965-67	453
<b>11. Rushel Shell III/2014-16</b>	<b>444</b>
12. Undra Johnson/1985-88	442

### RUSHING TOUCHDOWNS

1. Steve Slaton/2005-07	50
2. Pat White/2005-08	47
3. Avon Cobourne/1999-2002	42
Ira Errett Rodgers/1915-19	42
5. Amos Zereoue/1996-98	40
6. Noel Devine/2007-10	29
7. Rasheed Marshall/2001-04	24
8. Kerry Marbury/1971-72	22
9. Undra Johnson/1985-88	21
<b>10. Rushel Shell III/2014-16</b>	<b>20</b>
Quincy Wilson/1999-2003	20
Fred Wyant/1952-55	20

### RECEPTIONS

1. Tavon Austin/2009-12	3,413/288
2. Stedman Bailey/2010-12	3,218/210
3. Jock Sanders/2007-10	1,980/206
4. David Saunders/1995-98	2,608/191
5. Shawn Foreman/1995-98	2,347/169
<b>6. Daikiel Shorts Jr./2013-16</b>	<b>2,202/172</b>
7. Khorl Ivy/1997-2000	2,402/160
8. Antonio Brown/1998-2001	1,905/155

### RUNNING BACK RECEPTIONS

1. Noel Devine/2007-10	98/710
2. Tom Gray/1982-84	73/622
3. Mickey Walczak/1978-82	69/469
4. Wendell Smallwood/2013-15	68/618
5. Steve Slaton/2005-07	65/805
6. Robert Alexander/1977-80	61/551
7. Avon Cobourne/1999-2002	59/459
8. Amos Zereoue/1996-98	55/374
9. Jim Braxton/1968-70	54/906
<b>10. Rushel Shell III/2014-16</b>	<b>48/335</b>
Andrew Buie/2011-12, 14	48/477

### CARRIES/YARDS

### RECEIVING YARDS

1. Tavon Austin/2009-12	288/3,413
2. Stedman Bailey/2010-12	210/3,218
3. David Saunders/1995-98	191/2,608
4. Khorl Ivy/1997-2000	160/2,402
5. Shawn Foreman/1995-98	169/2,347
<b>6. Daikiel Shorts Jr./2013-16</b>	<b>172/2,202</b>
7. Rahsaan Vanterpool/1993-96	126/2,022
8. Kevin White/2013-14	144/1,954
9. Jock Sanders/2007-10	206/1,980
10. Rich Hollins/1980-83	104/1,968
11. Cedric Thomas/1976-80	110/1,930
12. Antonio Brown/1998-2001	155/1,905
13. Chris Henry/2003-04	93/1,878
<b>14. Shelton Gibson/2013-16</b>	<b>81/1,874</b>

### RUNNING BACK RECEIVING YARDS

1. Jim Braxton/1968-70	906/54
2. Steve Slaton/2005-07	805/65
3. Noel Devine/2007-10	710/98
4. Tom Gray/1982-84	622/73
5. Wendell Smallwood/2013-15	618/68
6. Robert Alexander/1977-80	551/61
7. Mickey Walczak/1978-82	469/69
8. Avon Cobourne/1999-2002	459/59
9. Andrew Buie/2011-12	477/48
10. Wendell Smallwood/2013-14	458/42
11. Charles Sims/2013	401/45
12. Amos Zereoue/1996-98	374/55
13. Adrian Murrell/1991-92	344/32
14. Rodney Woodard/1991-93	340/45
15. Robert Gresham/1968-70	340/30
<b>16. Rushel Shell III/2014-16</b>	<b>335/48</b>

### TOUCHDOWN RECEPTIONS

1. Stedman Bailey/2010-12	41
2. Tavon Austin/2009-12	29
3. Cedric Thomas/1976-80	23
4. Chris Henry/2003-04	22
5. Darius Reynaud/2005-07	19
Khorl Ivy/1997-2000	19
7. David Saunders/1995-98	18
Reggie Rember/1988-89	18
<b>9. Shelton Gibson/2014-16</b>	<b>17</b>
10. Shawn Foreman/1995-98	16
Rich Hollins/1981-83	16
Kevin White/2013-14	15
Danny Buggs/1972-74	15
<b>14. Daikiel Shorts Jr./2013-16</b>	<b>14</b>
Jock Sanders/2007-10	14
15. Mario Alford/2013-14	13
Brandon Myles/2004-06	13

### YARDS PER RECEPTION (MIN. 50)

<b>1. Shelton Gibson/2014-16</b>	<b>23.1</b>
2. Danny Buggs/1972-74	20.9
3. James Jett/1989-92	20.7
4. Chris Henry/2003-04	20.2

### PASSING YARDS

1. Geno Smith/2009-12	988/1,465/11,662
2. Marc Bulger/1996-99	630/1,023/8,153
<b>3. Skyler Howard/2014-16</b>	<b>507/891/7,168</b>
4. Pat White/2005-08	507/783/6,049

### PASSING ATTEMPTS

1. Geno Smith/2009-11	1,465
2. Marc Bulger/1996-99	1,023
3. Oliver Luck/1978-81	911
<b>4. Skyler Howard/2014-16</b>	<b>891</b>
5. Chad Johnston/1993-96	839

### PASSING COMPLETIONS

1. Geno Smith/2009-12	988
2. Marc Bulger/1996-99	630
3. Pat White/2005-08	507
<b>Skyler Howard/2014-16</b>	<b>507</b>

### CATCHES/YARDS

### TOUCHDOWN PASSES

1. Geno Smith/2009-12	98
<b>2. Skyler Howard/2014-16</b>	<b>60</b>
3. Marc Bulger/1996-99	59

### PASSING EFFICIENCY (MIN. 100 ATT.)

1. Geno Smith/2009-12	153.52
2. Jake Kelchner/1992-93	148.42
3. Pat White/2005-08	147.37
4. Major Harris/1987-89	143.31
<b>5. Skyler Howard/2014-16</b>	<b>141.31</b>
6. Marc Bulger/1996-99	140.93

### COMPLETION PERCENTAGE (MIN. 100 ATT.)

1. Geno Smith/2009-12	.674
2. Pat White/2005-08	.648
3. Jarrett Brown/2006-09	.637
4. Clint Trickett/2013-14	.620
5. Marc Bulger/1996-99	.616
6. Jake Kelchner/1992-93	.601
7. Mike Sherwood/1968-70	.574
<b>8. Skyler Howard/2014-16</b>	<b>.569</b>

### INTERCEPTION AVOIDANCE (MIN. 100 ATT.)

1. Geno Smith/2009-12	.0143
2. Clint Trickett/2013-14	.0261
<b>3. Skyler Howard/2014-16</b>	<b>.0270</b>

### KICKOFF RETURN YARDAGE

1. Tavon Austin/2009-12	2,407/97
2. Shawn Terry/1999-2001	1,747/63
3. Adam Jones/2002-04	1,475/59
4. Willie Drewrey/1981-84	1,329/54
5. Nate Terry/1997-99	1,285/51
<b>6. Shelton Gibson/2014-16</b>	<b>1,217/51</b>
7. Rahsaan Vanterpool/1993-96	1,163/51

### KICKOFF RETURN AVERAGE (MIN. 25 ATT.)

1. Shawn Terry/1999-2001	27.7
2. Darius Reynaud/2005-07	26.8
3. Mario Alford/2013-14	26.3
4. Robert Gresham/1968-70	25.6
5. Nate Terry/1997-99	25.2
6. Kerry Marbury/1971-72	25.1
7. Adam Jones/2002-04	25.0
<b>8. Shelton Gibson/2014-16</b>	<b>23.9</b>

### TOUCHDOWNS RESPONSIBLE FOR

1. Pat White/2005-08	103
2. Geno Smith/2009-12	102
<b>3. Skyler Howard/2014-16</b>	<b>75</b>

### TACKLES FOR LOSS

1. Julian Miller/2007-11	49
2. Grant Wiley/2000-03	46
3. James "Dirty" Davis/1998-2002	40
4. Kyle Kayden/1997-2000	39
5. David Upchurch/1998-00	34
6. Mike Lorello/2002-05	32
Will Clarke/2010-13	32
8. Delbert Fowler/1977-80	30
Adam Lehnort/2001-04	30
Bruce Irvin/2010-11	30
<b>11. Noble Nwachukwu/2013-16</b>	<b>29.5</b>

### QUARTERBACK SACKS

1. Canute Curtis/1993-96	35
2. Gary Stills/1996-98	26
3. Bruce Irvin/2010-11	23
4. Renaldo Turnbull/1986-89	19
5. Darryl Talley/1979-82	18
6. Delbert Fowler/1977-80	17
Julian Miller/2007-11	17
8. Henry Slay/1994-97	16
Ken Landolt/1995-98	16
<b>10. Noble Nwachukwu/2013-16</b>	<b>15.5</b>
11. John Thornton/1995-98	15
Chris Parker/1985-88	15



## WEST VIRGINIA TOP OFFENSIVE PERFORMANCES

### MOUNTAINEER TOP RUSHING MARKS

1.	569	Washington & Lee	November 10, 1923
2.	536	East Carolina	September 28, 2002
3.	517	Connecticut	November 24, 2007
4.	478	East Carolina	September 4, 2004
5.	457	Syracuse	October 14, 2006
6.	458	Oklahoma	November 17, 2012
7.	451	Pitt	November 24, 2005
8.	446	Syracuse	October 30, 1993
	446	Rutgers	November 3, 2001
10.	437	Pitt	November 16, 2006
11.	427	Cincinnati	October 17, 1987
12.	426	Kansas	November 21, 2015
13	397	East Carolina	September 22, 2007
14.	394	Eastern Washington	September 9, 2006
15.	382	Georgia	January 2, 2006
16.	379	Washington & Lee	November 10, 1923
	379	East Carolina	November 7, 1992
18.	378	Pitt	September 29, 1990
19.	376	West Virginia Wesleyan	October 1, 1938
	376	Louisville	November 22, 2008

### MOUNTAINEER TOP PASSING MARKS

1.	656	Baylor	September 29, 2012
2.	532	Arizona State	January 2, 2016
3.	511	Maryland	September 13, 2014
4.	469	UConn	October 8, 2011
5.	463	LSU	September 24, 2011
6.	452	Missouri	December 26, 1998
7.	448	James Madison	September 15, 2012
8.	431	Norfolk State	September 10, 2011
9.	416	Pitt	September 28, 1968
10.	410	Louisville	November 5, 2011

12.	409	Pitt	November 27, 1998
13.	407	Kansas	December 1, 2012
	407	Clemson	January 4, 2012
15.	401	Oklahoma State	November 10, 2012
16.	396	Pitt	October 15, 1994
17..	390	Purdue	September 2, 1995
18.	389	Youngstown State	September 10, 2016
19.	388	Maryland	September 17, 2011
20.	388	Miami	October 24, 1998
21.	376	Oklahoma	September 20, 2014
22.	372	Cincinnati	November 12, 2011
23.	371	Rutgers	November 9, 1996
24.	365	Boston College	October 5, 1996
	365	Alabama	August 31, 2014

### MOUNTAINEER TOP TOTAL OFFENSE

1.	807	Baylor	September 29, 2012
2.	778	Oklahoma	November 17, 2012
3.	694	Maryland	September 13, 2014
4.	676	Arizona State	January 2, 2016
5.	674	Washington & Lee	November 10, 1923
6.	655	Marshall	September 1, 2012
7.	654	Syracuse	October 30, 1993
8.	650	Texas Tech	October 15, 2016
9.	647	Kansas	December 1, 2012
10.	643	Bowling Green	October 1, 2011
11.	641	Pitt	October 2, 1965
	641	Pitt	November 16, 2006
13.	630	Kansas	November 21, 2015
14.	627	Rutgers	November 3, 2001
15.	624	Youngstown State	September 10, 2016
	624	Connecticut	November 24, 2007
17.	623	Pitt	November 27, 1999
18.	621	East Carolina	September 4, 2004

## WEST VIRGINIA BESTS

Rushing Yards	569 vs. Washington & Lee	1923
Passing Yards	656 vs. Baylor	2012
Total Yards	807 vs. Baylor	2012
Total First Downs	37 vs. Maryland	2015
Low Rushing Yards All.	30 vs. Florida	1981
Low Passing Yards All.	0 vs. Pitt	1981
Low Total Yards Allowed	14 vs. Maryland	1919
Fewest First Downs All.	0 vs. Maryland	1919
Longest TD run	96 vs. N. Illinois	1986
Longest Non-TD Run	79 vs. Louisville	2008
Longest TD Reception	96 vs. Penn State	1973
Longest Non-TD Reception	84 vs. Miami	2003
Points (Game)	92 vs. Marshall	1916
Victory Margin	89 vs. Geneva	1951

## WEST VIRGINIA BESTS - 2010 DECADE

Rushing Yards	458 vs. Oklahoma	'12
Passing Yards	659 vs. Baylor	'12
Total Yards	807 vs. Baylor	'12
Total First Downs	37 vs. Maryland	'15
First Downs Rushing	19 vs. Cincinnati	'10
First Downs Passing	23 vs. LSU	'11
Low Rushing Yards All.	10 vs. Maryland	'10
Low Passing Yards All.	29 vs. Ga. Southern	'14
Low Total Yards Allowed	122 vs. Towson	'14
Fewest First Downs All.	7 vs. Towson	'14
Fewest 1st Downs Rushing All.	0 vs. Kansas St.	'14
Fewest 1st Downs Passing All.	2 vs. KU '13, GSU	'15
Longest TD run	80 vs. Rutgers	'11
Longest Non-TD Run	70 vs. Marshall	'12
Longest TD Reception	87 vs. Baylor	'12
Longest Non-TD Reception	75 vs. Okla. St.	'12
Points (Game)	70 vs. Clemson '11, Baylor	'12
Points (Half)	49 vs. Clemson '11 (First Half)	
Points (Qtr)	35 vs. Clemson '11 (Second)	
Victory Margin	54 vs. Towson	'14

## WEST VIRGINIA BESTS - HOLSORSER ERA

Rushing Yards	458 vs. Oklahoma	'12
Passing Yards	656 vs. Baylor	'12
Total Yards	807 vs. Baylor	'12
Total First Downs	37 vs. Maryland	'15
First Downs Rushing	18 vs. Kansas	'15
First Downs Passing	23 vs. LSU	'11
Low Rushing Allowed	1 vs. Kansas State	'14
Low Passing Yards Allowed	29 vs. Ga. Southern	'15
Low Total Yards Allowed	122 vs. Towson	'14
Fewest 1st Downs Allowed	7 vs. Towson	'14
Fewest 1st Downs Rushing All.	0 vs. Kansas St.	'14
Fewest 1st Downs Passing All.	2 vs. KU '13, GSU	'15
Longest TD run	80 vs. Rutgers	'11
Longest Non-TD Run	70 vs. Marshall	'12
Longest TD Reception	87 vs. Baylor	'12
Longest Non-TD Reception	75 vs. Okla. St.	'12
Points (Game)	70 vs. Clemson '11, Baylor	'12
Points (Half)	49 (First Half) vs. Clemson	'11
Points (Qtr)	35 (Second) vs. Clemson	'11
Victory Margin	54 vs. Towson	'14

## CHARTING WVU PLAYERS OF THE WEEK

Game	O-Champ	D-Champ	ST-Champ	O-Scout	D-Scout	Big 12
Missouri	D. Shorts	J. Arndt	M. Molina	A. Marengo	C. Behrndt	
Youngstown State	S. Howard	K. Sharif	B. Kinney	W. Grier	A. Marengo	
vs. BYU	S. Gibson	M. Fleming	N. Meadows	B. Willis	O. Kamara	
Kansas State	J. Crawford	K. White	N. Kyeremeh	C. Parry	T. Lilly	
at Texas Tech	R. Shell III	S. Walters	M. Ferns	C. Watts	J. Pooler	S. Howard
TCU	T. Orlosky	N. Nwachukwu	S. Commodore	B. Watson	S. Mahone	
at Oklahoma State	None	None	None	None	None	
Kansas	E. Wellman	N. Nwachukwu	M. Gross	M. Pettaway	S. Campbell	J. Crawford
at Texas	K. McKoy	R. Douglas	B. Kinney	E. Drummond	Ja. Adams	
Oklahoma	None	None	None	None	None	J. Crawford
at Iowa State	A. Pankey	D. Howard	S. Commodore	S. Smothers	J. Campbell	M. Pettaway
Baylor	D. Shorts	M. Gross	T. Avery	L. Thimmons	J. Sills	M. Gross
						J. Crawford

## 2016 BIG 12 STANDINGS

	Big 12	Pct.	Overall	Pct.
Oklahoma	9-0	1.000	10-2	.833
West Virginia	7-2	.777	10-2	.833
Oklahoma State	7-2	.777	9-3	.750
Kansas State	6-3	.667	8-4	.667
TCU	4-5	.444	6-6	.500
Baylor	3-6	.333	6-6	.500
Texas	3-6	.333	5-7	.417
Texas Tech	3-6	.333	5-7	.417
Iowa State	2-7	.222	3-9	.250
Kansas	1-8	.111	2-10	.167



## SPECIAL TEAMS/DEFENSIVE TOUCHDOWNS SINCE 2000

- 2016**  
Rasul Douglas 54 interception return vs. BYU
- 2015**  
Terrell Chestnut 32 interception return at Kansas  
Jared Barber 42 fumble return vs. Texas  
Shelton Gibson 100 kickoff return at Baylor
- 2014**  
KJ Dillon 35 interception return vs. Texas A&M  
Terrell Chestnut 35 fumble recovery vs. TCU  
Dravon Henry 52 interception return at Oklahoma State  
Mario Alford 94 kickoff return vs. Kansas  
Mario Alford 100 kickoff return vs. Alabama
- 2013**  
Karl Joseph 38 fumble return vs. Iowa State  
Karl Joseph 0 fumble return at Baylor  
Darwin Cook 32 interception return at Baylor  
Ishmael Banks 58 interception return vs. Oklahoma State
- 2012**  
Tavon Austin 76 punt return vs. TCU  
Tavon Austin 100 kickoff return vs. Kansas State  
Doug Rigg 51 fumble return vs. Maryland  
Isaiah Bruce 43 fumble return vs. Marshall
- 2011**  
Darwin Cook 99 fumble return vs. Clemson  
Pat Miller 52 interception return at USF  
Tavon Austin 90 kickoff return at USF  
Julian Miller 0 fumble recovery at Cincinnati  
Terence Garvin 37 interception return at Maryland  
Tavon Austin 100 kickoff return vs. Marshall
- 2009**  
Sidney Glover 24 interception return at Rutgers  
Tavon Austin 98 kickoff return vs. UConn
- 2008**  
Morty Ivy 29 interception return vs. Villanova
- 2007**  
Reed Williams 0 fumble recovery vs. UConn  
Eric Wicks 44 fumble return vs. Louisville  
Keilen Dykes 19 interception return vs. Syracuse
- 2006**  
Vaughn Rivers 50 punt return vs. Mississippi State  
Darius Reynaud 96 kickoff return vs. Maryland
- 2005**  
Jamille Addae 40 interception return vs. Pitt  
Thandi Smith 1 punt return vs. Rutgers  
Antonio Lewis 77 punt return vs. East Carolina  
Eric Wicks 31 interception return vs. Syracuse
- 2004**  
Mike Lorello 21 interception return vs. Connecticut  
Eric Wicks 34 interception return vs. Virginia Tech  
Adam Lehnortt 21 fumble return vs. James Madison  
Adam Jones 76 punt return vs. East Carolina
- 2003**  
Lance Frazier 64 punt return vs. Temple  
Adam Jones 47 fumble return vs. Temple  
Adam Jones 49 interception return vs. Boston College  
Adam Jones 87 kickoff return vs. BC  
Joe Hunter 0 punt return vs. UCF
- 2002**  
Arthur Harrison 0 fumble recovery vs. East Carolina  
Angel Estrada 43 interception return vs. Rutgers
- 2001**  
Shawn Terry 100 kickoff return vs. Maryland  
Shawn Hackett 10 fumble return vs. Rutgers  
Shawn Hackett 50 interception return vs. Rutgers
- 2000**  
Grant Wiley 22 interception return vs. Boston College  
Shawn Hackett 41 interception return vs. Boston College  
Grant Wiley 15 interception return vs. Idaho  
Ben Meighan 36 fumble return vs. VT  
Shawn Terry 100 kickoff return vs. Syracuse  
Bryant 49 interception return vs. Rutgers  
Jason Davis 0 fumble return vs. East Carolina  
Shawn Terry 89 kickoff return vs. Pitt  
Lance Frazier 32 interception return vs. Pitt  
Shawn Terry 99 kickoff return vs. Ole Miss

## SCORING 20 OR MORE IN A QUARTER

- ✓ West Virginia scored 21 points in the second quarter against Kansas, marking the second time in 2016 in which WVU scored at least 20 points in a quarter.
- ✓ WVU has scored 20 or more points in a quarter 52 times since 2001 and has done it in two quarters of a game eight different times.

Game	Year	Points	Quarter
Kansas	2016	21	2nd
Texas Tech	2016	21	4th
Kansas	2015	28	1st
Maryland	2015	21	1st
Texas A&M	2014	20	1st
Iowa State	2014	20	2nd
Towson	2014	21	2nd
Baylor	2013	21	4th
Georgia State	2013	21	4th
Kansas	2012	21	2nd
TCU	2012	21	2nd
Baylor	2012	21	3rd
Baylor	2012	21	2nd
James Madison	2012	21	1st
Marshall	2012	21	3rd
Marshall	2012	21	2nd
vs. Clemson	2011	35	2nd
Connecticut	2011	23	3rd
Bowling Green	2011	21	2nd
Norfolk State	2011	28	3rd
UNLV	2010	21	1st
Auburn	2009	21	1st
North Carolina	2008	21	1st
Louisville	2008	21	3rd
UConn	2008	21	3rd
UConn	2007	21	4th
UConn	2007	21	3rd
Miss. State	2007	28	1st
at Marshall	2007	21	3rd
at Marshall	2007	21	4th
W. Michigan	2007	21	3rd
vs. Ga. Tech	2006	21	3rd
Cincinnati	2006	21	2nd
Cincinnati	2006	21	3rd
Syracuse	2006	21	3rd
at Miss. State	2006	21	4th
Maryland	2006	21	1st
vs. Georgia	2005	21	1st
Pitt	2005	21	4th
UConn	2005	21	2nd
at Maryland	2005	24	4th
James Madison	2004	21	2nd
East Carolina	2004	28	2nd
Temple	2003	21	1st
at East Carolina	2003	20	2nd
at East Carolina	2003	21	3rd
at Temple	2002	21	1st
UT-Chattanooga	2002	21	2nd
UT-Chattanooga	2002	21	4th
Rutgers	2001	28	1st
Rutgers	2001	31	2nd
Kent State	2001	21	3rd



## MOUNTAINEER 250-YARD PASSING GAMES



Skyler HOWARD

A/C/Yds	Name	Opponent	Date
45/51/656	Geno Smith	Baylor	9/29/2012
28/51/532	Skyler Howard	Arizona State	1/2/2016
37/49/511	Clint Trickett	Maryland	9/13/2014
38/65/463	Geno Smith	LSU	9/24/2011
27/45/450	Geno Smith	Connecticut	10/8/2011
34/50/429	Marc Bulger	Missouri	12/26/98
27/37/416	Mike Sherwood	Pitt	9/28/68
34/39/411	Geno Smith	James Madison	9/15/2012
31/44/410	Geno Smith	Louisville	11/5/2011
26/37/409	Marc Bulger	Pitt	11/27/98
23/24/407	Geno Smith	Kansas	12/1/2012
32/43/407	Geno Smith	Clemson	1/4/2012
16/39/396	Chad Johnston	Pitt	10/15/94
22/35/390	Chad Johnston	Purdue	9/2/95
<b>20/33/389</b>	<b>Skyler Howard</b>	<b>Youngstown State</b>	<b>9/10/2016</b>
36/49/388	Geno Smith	Maryland	9/17/2011
32/43/380	Marc Bulger	Miami	10/24/98
25/41/376	Clint Trickett	Oklahoma	9/20/2014
29/43/372	Geno Smith	Cincinnati	11/12/2011
20/34/371	Geno Smith	Norfolk State	9/10/2011
29/45/365	Clint Trickett	Alabama	8/30/2014
36/54/364	Geno Smith	Oklahoma State	11/10/2012
34/48/360	Oliver Luck	Syracuse	11/21/81
16/25/359	Skyler Howard	Georgia Southern	9/5/2015
25/41/359	Ford Childress	Georgia State	9/14/2013
21/37/356	Clint Trickett	Iowa State	11/30/2012
24/36/354	Marc Bulger	Navy	10/3/98
18/31/354	Chad Johnston	Boston College	10/5/96
23/28/352	Geno Smith	Rutgers	12/4/2010
25/40/353	Marc Bulger	Georgia Tech	12/29/97
35/40/348	Clint Trickett	Towson	9/6/2014
26/43/348	Marc Bulger	Pitt	11/28/97
20/45/346	Skyler Howard	Texas A&M	12/29/2014
32/48/346	Marc Bulger	Miami	10/30/99
21/37/341	Bernie Galiffa	Penn State	10/28/72
30/43/338	Geno Smith	Maryland	9/22/2012

A/C/Yds	Name	Opponent	Date
24/41/338	Geno Smith	Syracuse	10/21/2011
24/31/334	Jarrett Brown	East Carolina	9/12/2009
16/21/334	Chad Johnston	Rutgers	11/4/95
<b>31/40/332</b>	<b>Skyler Howard</b>	<b>BYU</b>	<b>9/24/2016</b>
32/26/332	Pat White	North Carolina	12/27/2008
30/20/331	Marc Bulger	Pitt	11/27/99
<b>12/21/330</b>	<b>Skyler Howard</b>	<b>Iowa State</b>	<b>11/26/2016</b>
32/36/323	Geno Smith	Marshall	9/1/2012
23/35/322	Clint Trickett	Baylor	10/18/2014
17/37/321	Jeff Hostetler	Oklahoma	9/11/82
20/35/320	Geno Smith	Oklahoma	11/17/2012
18/28/320	Allen McCune	Pitt	10/2/65
<b>21/31/318</b>	<b>Skyler Howard</b>	<b>Texas Tech</b>	<b>10/15/2016</b>
15/21/318	Brad Lewis	Mississippi	12/28/2000
32/45/316	Geno Smith	Marshall	9/10/2010
20/25/314	Oliver Luck	Temple	11/8/80
18/37/314	Bernie Galiffa	Pitt	11/4/72
20/28/312	Marc Bulger	Boston College	11/21/98
24/50/309	Clint Trickett	Oklahoma State	9/28/2013
21/34/309	Dan Kendra	Villanova	10/29/77
23/41/308	Darren Studstill	Miami, Fla.	10/31/92
20/33/306	Mike Sherwood	East Carolina	11/7/70
20/35/302	Clint Trickett	Kansas	10/4/2014
28/44/301	Clint Trickett	Texas Tech	10/11/2014
<b>24/41/298</b>	<b>Skyler Howard</b>	<b>Kansas State</b>	<b>10/1/2016</b>
13/19/298	Bernie Galiffa	Virginia	9/23/72
15/21/297	Major Harris	Boston College	10/22/88
15/18/296	Allen McCune	William & Mary	9/25/65
21/33/294	Skyler Howard	Maryland	9/26/2015
20/25/293	Marc Bulger	Maryland	9/19/98
28/45/293	Dan Kendra	Syracuse	11/25/75
17/25/291	Chad Johnston	Missouri	10/1/94
12/20/290	Brad Lewis	East Carolina	11/18/2000
27/34/286	Brad Lewis	Kent State	9/22/2001
21/40/285	Skyler Howard	Iowa State	11/29/2014
19/37/285	Jeff Hostetler	Maryland	9/18/82
19/42/281	Skyler Howard	Kansas State	12/5/2015
17/31/281	Bernie Galiffa	Syracuse	11/20/71
16/30/280	Kevin White	TCU	12/31/84
31/52/279	Brad Lewis	Maryland	9/29/2001
17/28/279	Jeff Hostetler	Rutgers	11/12/83
30/56/278	Geno Smith	Texas Tech	10/13/2012
17/28/274	Darren Studstill	Temple	11/13/93
18/29/273	Jeff Hostetler	Penn State	10/22/83
14/25/271	Rasheed Marshall	Syracuse	11/22/2003
15/19/270	Jake Kelchner	Maryland	9/13/93
<b>21/35/269</b>	<b>Skyler Howard</b>	<b>Texas</b>	<b>11/12/2016</b>
12/20/269	Oliver Luck	Colorado State	9/13/80
25/35/268	Geno Smith	Texas	10/6/2012
19/29/268	Geno Smith	Maryland	9/18/2010
25/41/267	Clint Trickett	TCU	11/2/2013
11/18/267	Bernie Galiffa	Syracuse	11/18/72
29/16/266	Marc Bulger	Temple	10/23/99
9/10/2011	Oliver Luck	Virginia Tech	10/17/81
17/27/265	Skyler Howard	Liberty	9/12/2015
21/26/263	<b>Skyler Howard</b>	<b>Kansas</b>	<b>11/5/2016</b>
<b>16/27/260</b>	Geno Smith	TCU	11/3/2012
32/54/260	Paul Millard	Texas	11/9/2013
16/32/259	Scott McBrien	Pitt	11/24/2000
13/28/257	Marc Bulger	Syracuse	11/7/98
15/31/257	Marc Bulger	Temple	10/10/98
14/20/257	Oliver Luck	East Carolina	10/31/81
21/32/257	Dan Kendra	Boston College	10/16/76
17/35/256	Clint Trickett	Texas Tech	10/19/2013
27/43/254	Richard Longfellow	Boston U.	10/11/58
19/30/254	<b>Skyler Howard</b>	<b>Missouri</b>	<b>9/3/2016</b>
<b>23/35/253</b>	Marc Bulger	Tulsa	9/26/98
21/36/253	Scott McBrien	Notre Dame	10/21/2000
13/31/252	Major Harris	Pitt	9/30/89
12/23/250	Jeff Hostetler	Penn State	10/23/82
19/37/250			

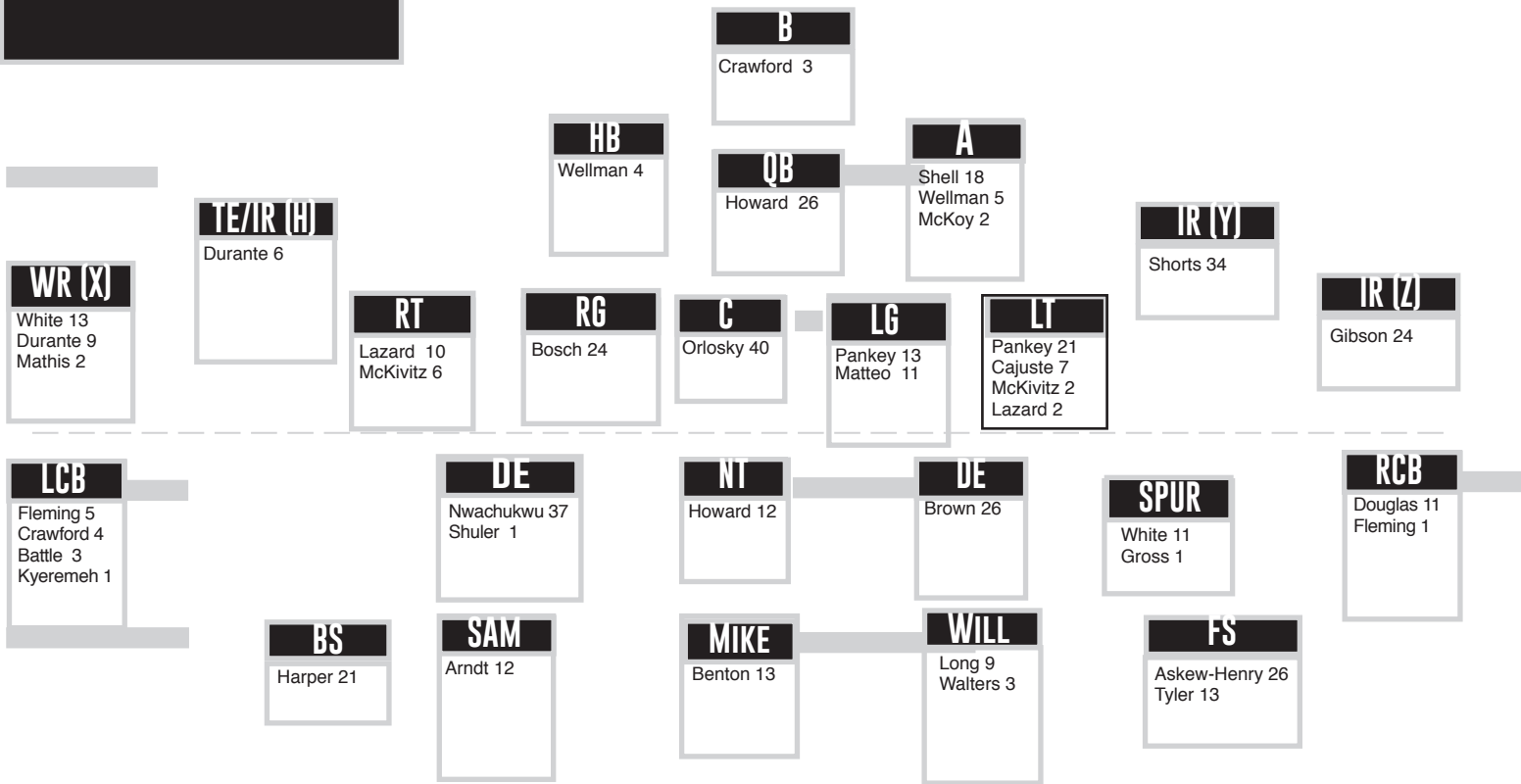


## MOUNTAINEER 100-YARD RECEIVERS

Name	Yards/Catches	Team/Year	Name	Yards/Catches	Team/Year
Stedman Bailey	303/13	Baylor/2012	Chris Henry	123/5	UCF/2003
Stedman Bailey	225/14	Oklahoma State/2012	Zach Abraham	122/3	Temple/1994
Kevin White	215/13	Maryland/2014	Tavon Austin	122/11	Maryland/2011
Mario Alford	215/8	Iowa State/2013	Jovon Durante	121/3	Georgia Southern/2015
Tavon Austin	215/14	Baylor/2012	Stedman Bailey	121/8	Syracuse/2012
Chris Henry	209/6	Syracuse/2003	Tavon Austin	121/6	Rutgers/2010
Pat Greene	205/12	Pitt/1997	Ross Herron	121/7	Western Reserve/1950
Stedman Bailey	205/13	Oklahoma/2012	Chris Henry	119/4	Rutgers/2004
Rahsaan Vanterpool	205/9	Pitt/1994	Shelton Gibson	118/6	Maryland/2015
David Saunders	191/8	Boston College/1996	Stedman Bailey	118/8	Louisville/2011
Calvin Phillips	190/5	Cal-Fullerton/1988	Chris Henry	118/8	Boston College/2004
Oscar Patrick	190/10	Penn State/1968	Bob Dunlevy	118/4	Syracuse/1965
Shawn Foreman	189/11	Missouri/1998	Travis Garvin	117/3	Virginia Tech/2003
Tavon Austin	187/11	LSU/2011	Phil Braxton	117/3	Pitt/2000
Zach Abraham	180/6	Pitt/1994	Ka'Raun White	116/4	Arizona State/2016
Tavon Austin	179/13	Maryland/2012	Antonio Brown	116/8	Kent State/2001
Antonio Brown	179/6	East Carolina/2000	Stedman Bailey	115/8	LSU/2011
Stedman Bailey	178/7	Connecticut/2011	Jock Sanders	115/12	Auburn/2009
David Saunders	178/11	Rutgers/1996	Shawn Foreman	115/5	Pitt/1998
Chris Henry	176/4	Rutgers/2003	Rahsaan Vanterpool	115/10	Ball State/1994
Kevin White	173/10	Oklahoma/2014	Steve Lewis	115/5	California/1978
Stedman Bailey	173/13	James Madison/2012	Danny Buggs	115/5	Pitt/1972
Mike Baker	172/8	Rutgers/1993	Tom Yeater	115/3	Oregon State/1962
<b>Shelton Gibson</b>	<b>171/6</b>	<b>Youngstown State/2016</b>	J.D. Woods	114/13	Baylor/2012
Shawn Foreman	164/6	Rutgers/1996	Calvin Phillips	114/4	Penn State/1988
<b>Shelton Gibson</b>	<b>161/3</b>	<b>Iowa State/2016</b>	Tavon Austin	113/11	James Madison/2012
Stedman Bailey	159/11	Kansas/2012	Stedman Bailey	113/8	Maryland/2011
Antonio Brown	156/6	Ole Miss/2000	Khori Ivy	113/6	Pitt/1998
Shawn Foreman	158/9	Miami/1998	David Saunders	113/7	Syracuse/1996
Khori Ivy	155/7	Temple/2000	John Talley	113/4	Syracuse/1987
Shawn Foreman	153/10	Boston College/1997	Oscar Patrick	113/7	Virginia Tech/1968
Rahsaan Vanterpool	152/9	Boston College/1996	Oscar Patrick	113/5	Penn State/1967
Willie Drewrey	152/6	TCU/1984	Stedman Bailey	112/4	Bowling Green/2011
Gary Mullen	152/7	Virginia/1984	Steve Lewis	112/7	Colorado State/1978
Danny Buggs	151/6	Illinois/1973	Rahsaan Vanterpool	111/3	Louisiana Tech/1994
Lovett Purnell	149/8	Purdue/1995	Ed Hill	111/4	Temple/1993
David Saunders	149/8	Rutgers/1995	Danny Buggs	111/4	Boston College/1973
Shelton Gibson	148/6	Iowa State/2015	Oscar Patrick	111/7	Villanova/1968
Rich Hollins	148/6	Virginia Tech/1981	Tavon Austin	111/4	Kansas/2012
Rich Hollins	148/8	Maryland/1981	Darius Reynaud	110/5	East Carolina/2006
Reggie Rember	145/5	Pitt/1989	David Saunders	110/6	Syracuse/1998
<b>Shelton Gibson</b>	<b>144/4</b>	<b>BYU/2016</b>	Shawn Foreman	110/12	Georgia Tech/1997
Kevin White	143/9	Alabama/2014	Rahsaan Vanterpool	110/8	Purdue/1996
Shelton Gibson	143/4	Arizona State/2016	Scott MacDonald	110/5	N.C. State/1975
Khori Ivy	142/9	Miami/1999	Jordan Thompson	109/6	Texas Tech/2014
Cedric Thomas	142/7	Temple/1980	Devon Brown	109/4	Norfolk State/2011
Darrell Miller	141/8	Virginia/1981	Jay Kearney	109/5	Penn State/1992
Danny Buggs	140/6	William & Mary/1972	Rich Hollins	109/4	Maryland/1983
Jerry Porter	139/3	Pitt/1999	Oscar Patrick	109/5	Richmond/1968
Bob Dunlevy	139/5	William & Mary/1965	Oscar Patrick	109/5	Villanova/1967
Milt Clegg	139/8	Syracuse/1964	Phil Braxton	108/2	Pitt/2002
Jim Braxton	138/5	East Carolina/1970	Phil Braxton	108/4	Virginia/2002
Terry Fairbanks	138/4	Boston U./1958	Antonio Brown	108/10	Maryland/2001
Mario Alford	136/7	Oklahoma State/2014	Zach Abraham	107/7	South Carolina/1994
Rahsaan Vanterpool	135/6	Temple/1995	Tavon Austin	106/7	Maryland/2010
James Jett	135/5	Cincinnati/1990	Miquelle Henderson	106/5	Wisconsin/2002
Darius Reynaud	134/9	Marshall/2007	Jay Kearney	106/4	Rutgers/1993
Lovett Purnell	134/3	Rutgers/1995	Jay Kearney	106/5	Boston College/1993
Reggie Rember	134/5	Ball State/1989	Harvey Smith	106/4	Syracuse/1985
Kevin White	132/16	Texas/2014	Charles Becca	106/3	Temple/1948
Kevin White	132/8	Baylor/2014	Miquelle Henderson	105/8	Cincinnati/2002
Kevin White	132/6	Kansas/2014	Anthony Becht	105/5	Boston College/1999
Chris Henry	132/5	Boston College/2003	David Saunders	105/8	East Carolina/1996
Marshall Mills	132/7	Virginia/1972	Randy Swinson	105/7	Penn State/1977
<b>Daikiel Shorts</b>	<b>131/8</b>	<b>Missouri/2016</b>	Stedman Bailey	104/9	Marshall/2012
Mario Alford	131/11	Maryland/2014	Stedman Bailey	104/6	Cincinnati/2011
Ivan McCartney	131/6	Connecticut/2011	Jay Kearney	104/3	Maryland/1993
Shelton Gibson	130/3	Georgia Southern/2015	Reggie Rember	104/5	Syracuse/1989
Kevin White	130/7	Baylor/2013	<b>Daikiel Shorts</b>	<b>104/7</b>	<b>Kansas/2016</b>
Stedman Bailey	130/7	Syracuse/2011	<b>Shelton Gibson</b>	<b>104/3</b>	<b>Kansas State/2016</b>
Steve Slaton	130/6	Pitt/2006	John Talley	104/7	Syracuse/1986
David Saunders	130/9	North Carolina/1996	<b>Shelton Gibson</b>	<b>102/4</b>	<b>Kansas/2016</b>
David Saunders	130/6	Purdue/1995	Danny Buggs	103/8	Temple/1974
Ed Hill	130/9	Miami/1992	Tavon Austin	102/10	Texas/2012
Cedric Thomas	130/7	Villanova/1977	James Jett	102/5	Maryland/1990
Kevin White	129/7	Texas A&M/2014	Tavon Austin	102/10	Pitt/2011
Greg Dykes	128/5	South Carolina/1989	Mario Alford	101/7	Oklahoma/2014
Jordan Thompson	127/5	Kansas State/2015	Kevin White	101/10	Towson/2014
Tavon Austin	126/9	Cincinnati/2011	Ivan McCartney	101/8	Maryland/2011
Shawn Foreman	126/7	East Carolina/1997	David Saunders	101/5	Temple/1998
Mike Baker	126/8	Maryland/1993	James Jett	101/3	Louisiana Tech/1992
Danny Buggs	126/7	Penn State/1972	Tavon Austin	101/11	TCU/2012
Bill Marker	126/5	Penn State/1953	Rich Hollins	101/3	Oklahoma/1982
Jay Kearney	125/3	Missouri/1993	Steve Lewis	101/5	Boston College/1976
Cedric Thomas	125/3	Colorado State/1980	Richard Rader	101/3	Pitt/1965
Nate Stephens	125/5	William & Mary/1971	<b>Daikiel Shorts</b>	<b>100/3</b>	<b>Texas Tech/2016</b>
Jerry Porter	124/4	Georgia Tech/1997	Darrell Miller	100/5	Florida State/1982
Kevin White	123/13	Texas Tech/2014	Brad Starks	100/4	UNLV/2010
Tavon Austin	123/12	Clemson/2012			



# CAREER STARTS BY POSITION



## 2016 OFFENSE GAME-BY-GAME STARTERS

Game	WR (X)	TE/IR (H)	IR (Y)	WR (Z)	LT	LG	C	RG	RT	HB	RB	QB
Missouri	Gibson	--	Shorts	White	Cajuste	Matteo	Orlosky	Bosch	Lazard	Crawford	Shell	Howard
Youngstown State	Gibson	Durante	Shorts	White	McKivitz	Matteo	Orlosky	Bosch	Lazard	--	Shell	Howard
BYU	Gibson	Durante	Shorts	White	Pankey	Matteo	Orlosky	Bosch	Lazard	--	Shell	Howard
Kansas State	Gibson	Durante	Shorts	White	Pankey	Matteo	Orlosky	Bosch	Lazard	--	Shell	Howard
at Texas Tech	Gibson	Durante	Shorts	White	Pankey	Matteo	Orlosky	Bosch	McKivitz	--	Shell	Howard
TCU	Gibson	--	Shorts	White	Pankey	Matteo	Orlosky	Bosch	McKivitz	Wellman	Shell	Howard
at Oklahoma State	Gibson	Durante	Shorts	White	Pankey	Matteo	Orlosky	Bosch	McKivitz	--	Shell	Howard
Kansas	Gibson	--	Shorts	White	Pankey	Matteo	Orlosky	Bosch	McKivitz	Wellman	Crawford	Howard
at Texas	Gibson	Durante	Shorts	White	Pankey	Matteo	Orlosky	Bosch	McKivitz	--	McKoy	Howard
Oklahoma	Gibson	--	Shorts	White	Lazard	Pankey	Orlosky	Bosch	McKivitz	Wellman	McKoy	Howard
at Iowa State	Gibson	--	Shorts	White	Lazard	Pankey	Orlosky	Bosch	McKivitz	Wellman	Crawford	Howard
Baylor	Gibson	Durante	Shorts	Mathis	Pankey	Matteo	Orlosky	Bosch	McKivitz	--	Shell	Howard

## 2016 DEFENSE GAME-BY-GAME STARTERS

Game	DE	NG	DE	SAM	MIKE	WILL	BCB	SPUR	FS	BS	BCB
Missouri	Brown	Howard	Nwachukwu	Arndt	Benton	Walters	Crawford	White	Tyler	Harper	Fleming
Youngstown State	Brown	Howard	Nwachukwu	Arndt	Benton	Walters	Crawford	White	Tyler	Harper	Douglas
BYU	Brown	Howard	Nwachukwu	Arndt	Benton	Walters	Crawford	White	Tyler	Harper	Douglas
Kansas State	Brown	Howard	Nwachukwu	Arndt	Benton	Long	Fleming	White	Tyler	Harper	Douglas
at Texas Tech	Brown	Howard	Nwachukwu	Arndt	Benton	Long	Battle	White	Tyler	Harper	Douglas
TCU	Brown	Howard	Nwachukwu	Arndt	Benton	Long	Battle	White	Tyler	Harper	Douglas
at Oklahoma State	Brown	Howard	Nwachukwu	Arndt	Benton	Long	Battle	White	Tyler	Harper	Douglas
Kansas	Brown	Howard	Nwachukwu	Arndt	Benton	Long	Fleming	White	Tyler	Harper	Douglas
at Texas	Brown	Howard	Shuler	Arndt	Benton	Long	Fleming	White	Tyler	Harper	Douglas
Oklahoma	Brown	Howard	Nwachukwu	Arndt	Benton	Long	Fleming	White	Tyler	Harper	Douglas
at Iowa State	Brown	Howard	Nwachukwu	Arndt	Benton	Long	Fleming	White	Tyler	Harper	Douglas
Baylor	Brown	Howard	Nwachukwu	Arndt	Benton	Long	Crawford	Gross	Tyler	Harper	Douglas

## WEST VIRGINIA DEPTH CHART

### CAREER GAMES PLAYED/STARTS

	GP/GS	2016	2015	2014	2013
*Christian Brown, r-Sr., DL	52/26	12/12	13/13	12/1	4/0
Jarrod Harper, r-Sr. S	50/21	12/12	13/9	13/0	12/0
Daikiel Shorts, Sr., WR	50/35	12/12	13/10	13/4	12/9
Tyler Orlosky, r-Sr., OL	49/41	12/12	13/13	13/13	11/3
Justin Arndt, r-Sr., LB	47/12	12/12	13/0	13/0	9/0
Noble Nwachukwu, r-Sr., DL	46/37	11/11	13/13	13/13	9/0
Jeremy Tyler, Sr., S	45/13	12/12	12/0	13/0	8/1
Adam Pankey, r-Sr., OL	44/35	11/10	12/12	13/13	8/0
*Nana Kyeremeh, r-Sr., CB	42/1	12/0	13/0	4/0	0/0
Sean Walters, r-Sr., LB	42/3	12/3	12/0	6/0	12/0
Al-Rasheed Benton, r-Jr., LB	38/13	12/12	13/1	13/0	--
Devonte Mathis, r-Sr., WR	38/3	12/1	10/2	8/0	8/0
Shelton Gibson, r-Jr., WR	37/25	12/12	13/13	12/0	--
Darrien Howard, Sr., DL	37/12	12/12	13/0	8/0	4/0
Elijah Wellman, r-Jr., RB/FB	37/9	12/4	13/5	12/0	--
Marvin Gross, r-Jr., LB	36/1	12/1	13/0	0/0	11/0
Rushel Shell, r-Sr., RB	34/19	9/8	13/3	12/8	--
Xavier Preston, Jr., LB	31/0	9/0	13/0	9/0	--
Skyler Howard, Sr., CB	29/27	12/12	13/13	4/2	--
Tony Matteo, r-Sr., OL	29/12	12/10	12/1	5/1	--
Dravon Askew-Henry, Jr., S	26/26	0/0	13/13	13/13	--
Jon Lewis, r-Jr., DL	26/0	12/0	6/0	8/0	--
Kyle Bosch, r-Jr., OL	25/25	12/12	13/13	--	--
Gary Jennings, So., WR	25/0	12/0	13/0	--	--
Marcell Lazard, r-Jr., OL	25/12	11/6	12/6	2/0	--
Jovon Durante, So., WR	24/16	12/7	12/9	--	--
Khairi Shariff, r-Sr., CB	24/0	11/0	13/0	--	--
Rasul Douglas, Sr., CB	23/11	12/11	11/0	--	--
Grant Lingafelter, r-Jr., OL	23/0	9/0	9/0	5/0	--
Ka'Rau White, r-Jr., WR	20/13	11/11	9/2	--	--
William Crest, Jr., r-So., QB	20/0	8/0	11/0	1/0	--
Hodari Christian, r-Jr., LB	18/0	9/0	7/0	2/0	--
Shane Commodore, r-Jr., S	17/0	12/0	5/0	--	--
Mike Molina, r-Jr., K	17/0	12/0	3/0	2/0	--
Nick Meadows, r-Jr., LS	15/0	12/0	2/0	1/0	--
Justin Crawford, Jr., RB	12/3	12/3	--	--	--
Billy Kinney, r-So., P	12/0	12/0	--	--	--
David Long, r-Fr., LB	12/9	12/9	--	--	--
Colton McKivitz, r-Fr., OL	12/9	12/9	--	--	--
Kennedy McKoy, Fr., RB	12/2	12/2	--	--	--
Adam Shuler, r-Fr., DL	12/1	12/1	--	--	--
Michael Ferns, r-So., TE/FB	11/0	11/0	--	--	--
Maurice Fleming, r-Sr., CB	11/6	11/6	--	--	--
Kyzir White, Jr., S	11/11	11/11	--	--	--
Reese Donahue, Fr., DL	11/0	11/0	--	--	--
Toyous Avery, r-So., S	10/0	10/0	--	--	--
Elijah Battle, Jr., CB	10/3	10/3	--	--	--
Marcus Simms, Fr., WR	9/0	9/0	--	--	--
Trevon Wesco, r-So., TE/FB	9/0	9/0	--	--	--
Yodny Cajuste, r-So., OL	8/7	1/1	7/6	--	--
Antonio Crawford, r-Sr., CB	8/4	8/4	--	--	--
Rob Dowdy, r-Fr., TE/OL	8/0	8/0	--	--	--
Sylvester Townes, r-Sr., OL	6/0	3/0	3/0	--	--
Adam Hensley, Fr., LB	6/0	6/0	--	--	--
Deamonte Lindsay, r-Fr., S	6/0	6/0	--	--	--
Mike Daniels, Jr., CB	5/0	5/0	--	--	--
Alec Shriner, r-Fr., DL	5/0	5/0	--	--	--
Jaleel Fields, r-So., DL	4/0	0/0	4/0	--	--
Jordan Adams, r-Fr., CB	4/0	4/0	--	--	--
Ricky Rogers, r-So., WR	4/0	3/0	1/0	--	--
Chris Chugunov, r-Fr., QB	3/0	3/0	--	--	--
Kevin Williams, r-Fr., CB	3/0	3/0	--	--	--
Alex Brooks, r-Jr., TE/FB	2/0	1/0	1/0	--	--
Martell Pettaway, Fr., RB	2/0	2/0	--	--	--
Matt Jones, r-Fr., OL	1/0	1/0	--	--	--
Zach Sandwisch, Fr., LB	1/0	1/0	--	--	--
Steve Smothers, Fr., WR	1/0	1/0	--	--	--
Stone Wolfley, r-Fr., TE/FB	1/0	1/0	--	--	--

\* - includes 2012 totals for Nana Kyeremeh (13/1)  
 \* - Includes 2012 totals for Christian Brown (11/0)

### OFFENSE

Position	No.	Name	Ht.	Wt.	Cl.	GP	GS	Hometown
<b>WR (X)</b>	1	Shelton Gibson	5-11	195	r-Jr.	37	25	Cleveland, Ohio
	12	Gary Jennings	6-1	207	So.	25	0	Stafford, Va.
<b>LT</b>	57	Adam Pankey	6-5	316	r-Sr.	44	35	Hamilton, Ohio
	74	Sylvester Townes	6-6	310	r-Sr.	6	0	Memphis, Tenn.
<b>LG</b>	70	Tony Matteo	6-4	294	r-Sr.	29	12	Clinton, Ohio
	56	Grant Lingafelter	6-6	306	r-Jr.	23	0	Chagrin Falls, Ohio
<b>C</b>	65	Tyler Orlosky	6-4	296	r-Sr.	49	41	Cleveland, Ohio
	79	Matt Jones	6-3	316	r-Fr.	1	0	Hubbard, Ohio
<b>RG</b>	*62	Kyle Bosch	6-5	310	r-Jr.	31	28	St. Charles, Ill.
	56	Grant Lingafelter	6-6	306	r-Jr.	23	0	Chagrin Falls, Ohio
<b>RT</b>	53	Colton McKivitz	6-7	295	r-Fr.	12	9	Jacobsburg, Ohio
	77	Marcell Lazard	6-5	306	r-Jr.	25	12	Bloomfield, N.J.
<b>IR (Y)</b>	6	Daikiel Shorts Jr.	6-1	204	Sr.	50	35	Clayton, N.J.
	82	Devonte Mathis	6-1	220	r-Sr.	38	3	Miami, Fla.
<b>WR (Z)</b>	5	Jovon Durante	6-0	165	So.	24	16	Miami, Fla.
	8	Marcus Simms	6-1	202	Fr.	9	0	Sandy Spring, Md.
<b>QB</b>	3	Skyler Howard	6-0	207	Sr.	29	27	Fort Worth, Texas
	11	Kyle Chugunov	6-1	203	r-Fr.	3	0	Skillman, N.J.
<b>FB/TE</b>	28	Elijah Wellman	6-1	235	r-Jr.	37	9	Huntington, W.Va.
	81	Trevon Wesco	6-4	261	r-So.	9	0	Martinsburg, W.Va.
<b>RB</b>	7	Rushel Shell III	5-10	220	r-Sr.	34	19	Hopewell, Pa.
	25	Justin Crawford	6-1	190	Jr.	12	3	Columbus, Ga.
	4	Kennedy McKoy	6-0	201	Fr.	12	2	Lexington, N.C.
	32	Martell Pettaway	5-10	203	Fr.	2	0	Detroit, Mich.

### DEFENSE

Position	No.	Name	Ht.	Wt.	Cl.	GP	GS	Hometown
<b>DE</b>	97	Noble Nwachukwu	6-2	275	r-Sr.	46	37	Wylie, Texas
	88	Adam Shuler II	6-4	270	r-Fr.	12	1	Longwood, Fla.
<b>NT</b>	49	Darrien Howard	6-1	297	Sr.	37	12	Dayton, Ohio
	67	Alec Shriner	6-4	286	r-Fr.	5	0	Oviedo, Fla.
<b>DE</b>	95	Christian Brown	6-2	298	r-Sr.	52	26	Fort Myers, Fla.
	92	Jon Lewis	6-3	265	r-Jr.	26	0	Morgantown, W.Va.
<b>SAM</b>	30	Justin Arndt	5-11	215	r-Sr.	47	12	Martinsburg, W.Va.
	5	Xavier Preston	6-2	240	Jr.	31	0	Stuart, Fla.
<b>MIKE</b>	3	Al-Rasheed Benton	6-1	235	r-Jr.	38	13	Newark, N.J.
	44	Hodari Christian	6-0	225	r-Jr.	18	0	McKeesport, Pa.
<b>WILL</b>	11	David Long	5-11	225	r-Fr.	12	9	Cincinnati, Ohio
	27	Sean Walters	6-2	228	r-Sr.	42	3	Hollywood, Fla.
<b>FCB</b>	24	Maurice Fleming	5-11	203	r-Sr.	11	6	Chicago, Ill.
	1	Antonio Crawford	5-10	185	r-Sr.	8	4	Miami, Fla.
<b>FS</b>	2	Jeremy Tyler	5-11	210	Sr.	45	13	Lithonia, Ga.
	16	Toyous Avery	5-10	200	r-So.	10	0	Covington, Ga.
<b>SPUR</b>	8	Kyzir White	6-3	212	Jr.	11	11	Macungie, Pa.
	18	Marvin Gross Jr.	6-3	208	r-Jr.	36	1	Baltimore, Md.
<b>BS</b>	22	Jarrod Harper	6-0	210	r-Sr.	50	21	Frostburg, Md.
	7	Khairi Sharif	5-8	184	r-Sr.	24	0	Houston, Texas
<b>BCB</b>	13	Rasul Douglas	6-2	208	r-Sr.	23	11	East Orange, N.J.
	19	Elijah Battle	5-11	189	Jr.	10	3	Linden, N.J.

### SPECIAL TEAMS

Position	No.	Name	Ht.	Wt.	Cl.	GP	GS	Hometown
<b>K</b>	48	Mike Molina	5-8	180	r-Jr.	17	0	Hurricane, W.Va.
	80	Jonn Young	6-0	202	Fr.	0	0	Advance, N.C.
<b>P</b>	15	Billy Kinney	6-4	207	r-So.	12	0	Morgantown, W.Va.
	80	Jonn Young	6-0	202	Fr.	0	0	Advance, N.C.
<b>LS</b>	52	Nick Meadows	5-11	238	r-Jr.	15	0	Princeton, W.Va.
	43	R.C. Brunstetter	6-3	230	r-So.	0	0	Mocksville, N.C.
<b>H</b>	15	Billy Kinney	6-4	207	r-So.	12	0	Morgantown, W.Va.
	80	Jonn Young	6-0	202	Fr.	0	0	Advance, N.C.
<b>KO</b>	48	Mike Molina	5-8	180	r-Jr.	17	0	Hurricane, W.Va.
	15	Billy Kinney	6-4	207	r-So.	12	0	Morgantown, W.Va.
<b>PR</b>	12	Gary Jennings	6-2	207	So.	25	0	Stafford, Va.
<b>KR</b>	1	Shelton Gibson	5-11	195	r-Jr.	37	0	Cleveland, Ohio
	12	Gary Jennings	6-2	207	So.	25	0	Stafford, Va.

\* - Bosch's Games Played/Started include Michigan numbers (6/3)



## RECORD UNDER HOLGORSEN

overall	46-30
playing at home	27-13
playing on the road	15-13
playing at a neutral site	4-4
vs. ranked opponents	6-15
in bowl games	2-2
in overtime	1-4
more than 7 days to prepare	16-9
in August	1-1
in September	17-4
in October	11-11
in November	12-11
in December	3-3
in January	2-0
outrushing opponent	32-9
when rushing for 200 yards	21-6
when rushing for 300 yards	8-2
outrushed by opponent	14-21
outpassing opponent	31-15
when passing for 300 yards	24-10
when passing for 400 yards	8-3
when passing for 500 yards	3-0
when passing for 600 yards	1-0
outpassed by opponent	15-15
when allowing 200 yards passing	27-23
when allowing 250 yards passing	18-17
when allowing 300+ yards passing	10-10
more total offense than opponent	37-12
when having 400+ total offense	37-17
when having 500+ total offense	22-6
when having 600+ total offense	13-1
when having 700+ total offense	1-1
when having 800+ total offense	1-0
same total offense as opponent	1-0
less total offense than opponent	8-18
when allowing 400+ total offense	21-21
when allowing 500+ total offense	6-11
committing fewer turnovers	22-7
committing more turnovers	14-20
turnovers are even	10-3
0-30:00 of time of possession	27-21
30:01-plus of time of possession	19-9
scoring first	38-9
opponent scores first	14-21
leading after the 1st quarter	28-8
trailing after the 1st quarter	11-21
tied after the 1st quarter	7-1
leading at halftime	35-6
trailing at halftime	9-21
tied at halftime	2-3
leading after the 3rd quarter	37-5
trailing after the 3rd quarter	7-25
tied after the 3rd quarter	2-0
scoring 0-10 points	46-30
scoring 11-20 points	46-27
scoring 21-30 points	45-20
scoring 31-40 points	38-10
scoring 41-plus points	21-3
opponent scores 0-10 points	46-30
opponent scores 11-20 points	36-30
opponent scores 21-30 points	20-29
opponent scores 31-40 points	10-28
opponent scores 41-plus points	3-14
individual 100-yard rusher	24-8
opponent 100-yard rusher	16-13
opponent less than 100-yards rushing	11-3
individual 1 100-yard receiver	30-13
individual 2 100-yard receivers	11-2
individual 3 100-yard receivers	2-0
opponent 100-yard receiver	17-18
individual 300-yard passer	23-11
individual 400-yard passer	6-2

## WEST VIRGINIA HEAD COACH DANA HOLGORSEN - SIXTH YEAR



### COACHING HIGHLIGHTS

#### West Virginia

- ✓ Has had 16 players earn All-America honors
- ✓ Has had at least one Top-15 draft pick in four of the past five years, only coach to accomplish this feat
- ✓ Has had four NFL Top-15 draft picks during the past five years, tying for No. 2 nationally
- ✓ Has had nine NFL draft picks in first three rounds in the past five years, most in Big 12
- ✓ Has had 17 players drafted in five years at WVU, third-most in the Big 12
- ✓ Has had four wide receivers drafted since 2013, tied nationally for most during that time
- ✓ Since becoming offensive coordinator at Texas Tech in 2005, his offenses have averaged an outstanding 37.4 points per game over that 11-year period
- ✓ His passing offenses and total offensive output have ranked in the Top 10 nationally all but three years during the 11 year span since he became offensive coordinator at Texas Tech in 2005
- ✓ His former pupils have earned 10 national awards and also has had 11 earn finalist honors
- ✓ Had eight quarterbacks pass for 4,000 or more yards and throw for 30 or more touchdowns in a season
- ✓ Had 14 receivers finish with 1,000 or more yards in a season, including 10 finish with 90 or more receptions and 12 finish with double figure TD receptions in a season
- ✓ His 46 wins puts him in fourth place on the all-time WVU coaching wins list and needs 12 more to tie Art Lewis for third place
- ✓ Only coach in West Virginia history to have coached a team with at least 450 rushing yards in a game (Oklahoma, 2012) and at least 450 yards passing in a game (five times)
- ✓ Has six wins over Top 25 opponents in his six-year tenure at WVU

#### 2016

- ✓ Has led the Mountaineers to a 10-2 record at the end of the 2016 regular season
- ✓ Currently posted seven Big 12 Conference wins, tying for second place, registering the most Big 12 wins as a member of the league
- ✓ Guided WVU to bowl eligibility for the third straight year and five of the his six years
- ✓ WVU has been ranked for 10 weeks; currently No. 14 in the AP Poll and No. 12 in the Coaches Poll
- ✓ Named AFCA District 4 Regional Coach of the Year; Also named a national finalist
- ✓ Named Big 12 Coach of the Year by ESPN.com
- ✓ Had nine players named to one of the Big 12 All-Conference Teams, including four on the first team
- ✓ Had Rasul Douglas named Big 12 Defensive Player of the Year (ESPN.com) and Justin Crawford named Big 12 Newcomer of the Year
- ✓ Had Douglas and Tyler Orlosky named to All-American teams; Orlosky was named a finalist for the Rimington Trophy, signifying the top center in the nation
- ✓ Orlosky was named as one of 10 finalist for the Senior CLASS Award, first finalist for the WVU football program
- ✓ Had 10 players named to the Academic All-Big 12 team, including five on the first team

#### 2015

- ✓ Finished the season with an 8-5 overall record and a 4-5 mark in the Big 12 Conference, tying for fifth
- ✓ The eight wins were the most in a season since becoming a member of the Big 12 Conference
- ✓ Led the Mountaineers to a 43-42 victory in the Motel 6 Cactus Bowl, his fourth bowl appearance in five years
- ✓ Tied or broke 19 individual or team, school and Cactus Bowl records and produced 11 NCAA Top 10 Bowl Rankings
- ✓ Seventeen players had their degrees in hand when the Cactus bowl was played, ranking among the Top 10 nationally in number of graduates playing in a bowl game
- ✓ Seven All-Big 12 Academic Team selections
- ✓ Twenty-Nine players were named to the Big 12 Commissioner's Honor Roll for the fall semester
- ✓ Twenty-Six players were named to the Big 12 Commissioner's Honor Roll for the spring semester
- ✓ Two All-American selections, Nick Kwiatkoski and Karl Joseph, named to three teams
- ✓ WVU had nine players named to the coaches' All-Big 12 team selections, including three on the first team
- ✓ Led WVU to a Top 25 national ranking for the fourth year, reaching as high as No. 21 in the Coaches' Poll
- ✓ Wendell Smallwood became Holgorsen's second WVU running back and fourth overall to hit the 1,000-yard rushing plateau (1,519)
- ✓ WVU's offense was No. 17 nationally in rushing offense, No. 18 in first down offense and No. 23 in total offense
- ✓ WVU's defense was ranked No. 2 nationally in interceptions, No. 5 in turnovers gained, tied for No. 8 in number of defensive three-and-outs, No. 11 in opponents third-down defense and No. 15 in turnover margin
- ✓ WVU's special teams were ranked No. 11 in kickoff returns, No. 22 in net punting and punt return defense

## WEST VIRGINIA HEAD COACH DANA HOLGORSEN - SIXTH YEAR

Year	School	Position	Record
2016	West Virginia	Head Coach	10-2
2015	West Virginia	Head Coach	8-5
		Cactus Bowl Champions	
2014	West Virginia	Head Coach	7-6
		Liberty Bowl	
2013	West Virginia	Head Coach	4-8
2012	West Virginia	Head Coach	7-6
		Pinstripe Bowl	
2011	West Virginia	Head Coach	10-3
		Big East Champions	
		Orange Bowl Champions	
2010	Oklahoma State	Offensive Coordinator/Quarterbacks	11-2
		Alamo Bowl Champions	
2009	Houston	Offensive Coordinator/Quarterbacks	10-4
		Armed Forces Bowl	
2008	Houston	Offensive Coordinator/Quarterbacks	8-5
		Armed Forces Bowl Champions	
2007	Texas Tech	Co-Offensive Coordinator/Inside Receivers	9-4
		Gator Bowl Champions	
2006	Texas Tech	Co-Offensive Coordinator/Inside Receivers	8-5
		Insight.com Bowl Champions	
2005	Texas Tech	Co-Offensive Coordinator/Inside Receivers	9-3
		Cotton Bowl	
2004	Texas Tech	Inside Receivers	8-4
		Holiday Bowl Champions	
2003	Texas Tech	Inside Receivers	8-5
		Houston Bowl Champions	
2002	Texas Tech	Inside Receivers	9-5
		Tangerine Bowl Champions	
2001	Texas Tech	Inside Receivers	7-5
		Alamo Bowl	
2000	Texas Tech	Inside Receivers	7-6
		Galleryfurniture.com Bowl	
1999	Wingate	Quarterbacks/Wide Receivers	3-8
1998	Mississippi College	Quarterbacks/Wide Receivers /Special Teams	4-6
1997	Mississippi College	Quarterbacks/Wide Receivers /Special Teams	8-2
		American Southwest Conference Champions	
1996	Mississippi College	Quarterbacks/Wide Receivers /Special Teams	4-8
1995	Valdosta State	Quarterbacks/Wide Receivers /Special Teams	6-5
1994	Valdosta State	Quarterbacks/Wide Receivers /Special Teams	11-2
		NCAA II National Quarterfinalist	
1993	Valdosta State	Quarterbacks/Wide Receivers /Special Teams	8-3
<b>Holgorsen Totals - at West Virginia - 46-30 Overall - 46-30 (Sixth Season)</b>			

- 2014**
- ✓ Finished with a 7-6 overall record and a 5-4 record in Big 12 play, tying for fourth place, WVU's highest league finish in the Big 12
  - ✓ Led the Mountaineers to a Liberty Bowl berth, his third bowl appearance in four seasons at WVU
  - ✓ Four Mountaineers earned 28 All-America honors.
  - ✓ WVU had four players named to the coaches' All-Big 12 teams and five players selected to the AP team
  - ✓ Kevin White was a finalist for the Fred Biletnikoff Award and a semifinalist for the Maxwell Award.
  - ✓ White was No. 6 nationally in receptions per game, receiving yards, No. 8 in receiving yards per game and No. 19 in receiving touchdowns.
  - ✓ White was the third Mountaineer to finish with more than 100 receptions in a season and the eighth to have 1,000 or more receiving yards.
  - ✓ White's 109 receptions were third most in the nation and his 1,447 yards were sixth most
  - ✓ Three receivers have had seven straight 100-yard receiving performances since 2000, Michael Crabtree, Justin Blackmon and Kevin White, all three coached by Holgorsen.
  - ✓ Kickoff returner Mario Alford was No. 8 nationally in kickoff return yards per game.
  - ✓ Josh Lambert was a finalist for the Lou Groza Award, college football's top kicker
  - ✓ Lambert finished No. 1 nationally in field goals per game and No. 8 in scoring
  - ✓ Lambert set the NCAA record for most field goals made of 40 yards or more in a season (16) and tied the mark for games with the most multiple field goals (10).
  - ✓ Lambert's 30 field goals made in the season tied the school record for most made in a season and was the most made in the nation.
  - ✓ Clint Trickett was a semifinalist for the Davey O'Brien Award
  - ✓ Trickett was No. 6 in the nation in completions per game, No. 10 in passing yards per game, No. 11 in completion percentage, No. 21 in total offense, No. 22 in passing yards, No. 33 in passing efficiency and No. 54 in passing touchdowns.
  - ✓ Trickett was the third Mountaineer to finish with more than 3,000 yards passing in a season
  - ✓ Austin was the recipient of the Jet Award, the nation's top returner
  - ✓ Shaq Riddick was named the Big 12 Conference Defensive Newcomer of the Year
  - ✓ Defeated No. 4 Baylor for his sixth win over a Top 25 and first over a Top 10 team
  - ✓ WVU was ranked in the Top 25 for three weeks, including as high as No. 20

## HOLGORSEN'S OFFENSIVE OUTPUT

✓ Since 2005, Dana Holgorsen has been the mastermind behind some of the nation's most prolific offenses. Starting as the offensive coordinator at Texas Tech, then Houston and Oklahoma State, and now as the head coach at West Virginia, his offensive units are known for their ability to pile up yardage and score points.

### 4,000-Yard Passers

Graham Harrell/Texas Tech	2007	5,706
Case Keenum/Houston	2009	5,671
Case Keenum/Houston	2008	5,020
Graham Harrell/Texas Tech	2006	4,555
Geno Smith/West Virginia	2011	4,385
Brandon Weeden/Oklahoma State	2010	4,277
Cody Hodges/Texas Tech	2005	4,238
Geno Smith/West Virginia	2012	4,205

### 30+ Passing Touchdowns

Graham Harrell/Texas Tech	2007	48
Case Keenum/Houston	2009	44
Case Keenum/Houston	2008	44
Geno Smith/West Virginia	2012	42
Graham Harrell/Texas Tech	2006	38
Brandon Weeden/Oklahoma State	2010	34
Geno Smith/West Virginia	2011	31
Cody Hodges/Texas Tech	2005	31

### 1,000-Yard Rushers

Kendall Hunter/Oklahoma State	2010	1,548
Wendell Smallwood/West Virginia	2015	1,519
Bryce Beall/Houston	2008	1,247
<b>Justin Crawford/West Virginia</b>	<b>2016</b>	<b>1,168</b>
Charles Sims/West Virginia	2013	1,095

### 1,000-Yard Receivers

Michael Crabtree/Texas Tech	2007	1,962
Justin Blackmon/Oklahoma State	2010	1,782
Stedman Bailey/West Virginia	2012	1,622
Kevin White, West Virginia	2014	1,447
Joe Filani/Texas Tech	2006	1,300
Tavon Austin/West Virginia	2012	1,289
Stedman Bailey/West Virginia	2011	1,279
Danny Amendola/Texas Tech	2007	1,245
James Cleveland/Houston	2009	1,214
Tavon Austin/West Virginia	2011	1,186
Joe Filani/Texas Tech	2005	1,048
Tyron Carrier/Houston	2009	1,029
Tyron Carrier/Houston	2008	1,026
Patrick Edwards/Houston	2009	1,021

### 90+ Receptions

Michael Crabtree/Texas Tech	2007	134
Tavon Austin, West Virginia	2012	114
Stedman Bailey/West Virginia	2012	114
Justin Blackmon/Oklahoma State	2010	111
Kevin White/West Virginia	2014	109
Danny Amendola/Texas Tech	2007	109
James Cleveland/Houston	2009	104
Tavon Austin/West Virginia	2011	101
Tyron Carrier/Houston	2009	91
Joe Filani/Texas Tech	2006	91

### Double-Digit Receiving Touchdowns

Stedman Bailey/West Virginia	2012	25
Michael Crabtree/Texas Tech	2007	22
Justin Blackmon/Oklahoma State	2010	20
James Cleveland/Houston	2009	14
Joe Filani/Texas Tech	2006	13
Tavon Austin/West Virginia	2012	12
Stedman Bailey/West Virginia	2011	12
Mario Alford/West Virginia	2014	11
Mark Hafner/Houston	2009	11
Robert Johnson/Texas Tech	2006	11
Kevin White/West Virginia	2014	10
Jarrett Hicks/Texas Tech	2005	10

### Double-Digit Rushing Touchdowns

Taurean Henderson/Texas Tech	2005	17
Kendall Hunter/Oklahoma State	2010	16
Bryce Beall/Houston	2008	13
Shawne Alston/West Virginia	2011	12
Charles Sims/West Virginia	2013	11
Shannon Woods/Texas Tech	2006	10

### 1,800-Yard All-Purpose Yards

Tavon Austin/West Virginia	2012	2,910
Tavon Austin/West Virginia	2011	2,574
Tyron Carrier/Houston	2009	2,213
Michael Crabtree/Texas Tech	2007	1,978
Justin Blackmon/Oklahoma State	2010	1,866
Tyron Carrier/Houston	2008	1,844
Shannon Woods/Texas Tech	2006	1,808



## WEST VIRGINIA HEAD COACH DANA HOLGORSEN - SIXTH YEAR

### Offensive Output Under Holgorsen (Continued)

#### Team Rankings

##### 2016 (West Virginia)

- Total Offense - No. 12
- First Down Offense - No. 13
- Rushing Offense - No. 18
- Passing Yards Per Completion - No. 24
- Passing Efficiency - No. 29
- Passing Offense - No. 30
- Turnover Margin - No. 31

##### 2015 (West Virginia)

- Turnover Margin - No. 15
- Rushing Offense - No. 17
- First Down Offense - No. 18
- Passing Yards Per Completion - No. 20
- Total Offense - No. 23
- Scoring Offense - No. 35

##### 2014 (West Virginia)

- Passing Offense - No. 9
- First Down Offense - No. 11
- Total Offense - No. 12
- Completion Percentage - No. 23

##### 2012 (West Virginia)

- Passing Efficiency - No. 5
- Scoring Offense - No. 9
- Passing Offense - No. 10
- Total Offense - No. 10
- First Down Offense - No. 14

##### 2011 (West Virginia)

- Passing Offense - No. 6
- Red Zone Offense - No. 11
- Scoring Offense - No. 13
- Total Offense - No. 15
- Passing Efficiency - No. 19
- First Down Offense - No. 27

##### 2010 (Oklahoma State)

- Red Zone Offense - No. 1
- Passing Offense - No. 2
- Total Offense - No. 3
- Scoring Offense - No. 3
- First Down Offense - No. 4
- Tackles for Loss Allowed - No. 6
- Sacks Allowed - No. 7
- Passing Efficiency - No. 12

##### 2009 (Houston)

- Passing Offense - No. 1
- Total Offense - No. 1
- Scoring Offense - No. 1
- First Down Offense - No. 1
- Tackles for Loss Allowed - No. 2
- Third Down Efficiency - No. 3
- Passing Efficiency - No. 7
- Sacks Allowed - No. 24
- Red Zone Offense - No. 28

##### 2008 (Houston)

- Passing Offense - No. 2
- Total Offense - No. 2
- First Down Offense - No. 4
- Passing Efficiency - No. 8
- Scoring Offense - No. 10
- Third Down Efficiency - No. 11

##### 2007 (Texas Tech)

- Passing Offense - No. 1
- Total Offense - No. 2
- Passing Efficiency - No. 5
- Scoring Offense - No. 7
- Tackles for Loss Allowed - No. 12
- Third Down Efficiency - No. 13
- Sacks Allowed - No. 22

##### 2006 (Texas Tech)

- Passing Offense - No. 3
- Tackles for Loss Allowed - No. 3
- Total Offense - No. 6
- Scoring Offense - No. 13
- Passing Efficiency - No. 23
- Sacks Allowed - No. 24

##### 2005 (Texas Tech)

- Passing Offense - No. 1
- Scoring Offense - No. 4
- Total Offense - No. 6
- Passing Efficiency - No. 14



#### 2013

- ✓ Defeated No. 11 Oklahoma State for his fifth win over a Top 25 team at WVU
- ✓ Had six players earn All-Big 12 Conference honors; Sims was named Big 12 Conference Newcomer of the Year
- ✓ Sims and Will Clarke were drafted in the third round of the NFL Draft, giving him six players drafted in the Top three rounds

#### 2012

- ✓ Served as West Virginia's Campaign Chair for United Way, raising more than \$330,000, exceeding the goal
- ✓ Led football program into its first year of competition in the Big 12 Conference reaching as high as No. 4 in USA Today Coaches' Poll and No. 5 in the AP Poll
- ✓ Guided West Virginia to a 7-6 overall record in 2012 and an appearance in the New Era Pinstripe Bowl
- ✓ Earned national rankings in 10-of-16 weeks during the 2012 season in both the AP and USA Today Coaches' Polls
- ✓ Five Mountaineer players earned 25 All-America honors
- ✓ Three WVU players were drafted in the Top 3 rounds of the NFL Draft, including the No. 8 selection, Tavon Austin
- ✓ Holgorsen has had a first-round NFL draft choice for two straight years, the only WVU coach to accomplish that
- ✓ Tavon Austin and Stedman Bailey were one of four sets of 1,000-yard receivers nationally
- ✓ WVU was one of only two schools nationally to have a 4,000-yard passer and a pair of 1,000-yard receivers
- ✓ WVU was ranked No. 9 nationally in scoring offense and No. 10 in passing offense and total offense.
- ✓ Geno Smith led the nation in passing touchdowns (42)
- ✓ Smith was one of only two quarterbacks to throw for more than 4,000 yards for two straight years
- ✓ Smith was one of five quarterbacks nationally to throw for 30 or more touchdowns in two straight years
- ✓ Bailey led the nation in receiving touchdowns (25) and finished with the second highest amount in a season
- ✓ Austin was the only player nationally to finish with 100 or more receptions for two straight years
- ✓ Austin was the only player nationally to finish with more than 2,000 all-purpose yards for two straight years
- ✓ Austin was the only player in NCAA history to finish his career with more than 3,000 receiving yards and more than 1,000 yards rushing
- ✓ Austin was named the Big 12 Conference co-Special Teams Player of the Year; Bailey was a finalist for the Fred Biletnikoff Award; Smith was a finalist for the Johnny Unitas Golden Arm and Manning Awards

#### 2011

- ✓ Named FWAAs First-Year Head Coach of the Year
- ✓ Posted a 10-3 mark in his first season as head coach, only WVU coach to win 10 games in his first year
- ✓ Led West Virginia to Big East Championship and BCS win, first WVU coach to accomplish that feat
- ✓ Earned national rankings in 13-of-16 weeks of 2011 season in both the AP and USA Today Coaches Polls, reaching as high as No. 11 in the AP Poll and tied for No. 14 in the USA Today Coaches Poll
- ✓ Tied for fourth in wins among first-year head coaches nationally
- ✓ One of seven coaches to take his program to a BCS Bowl in his first year as a head coach, and only one of three (Larry Coker, 2001; Chris Peterson, 2007) to win the bowl game.
- ✓ Fourth WVU coach to make a bowl appearance and win in his first season (Stewart, DeGroot, Glenn)
- ✓ Three Mountaineer players earned seven All-America honors
- ✓ Three Mountaineer players drafted in the NFL Draft, including the No. 15 pick, Bruce Irvin
- ✓ WVU led the BIG EAST with 10 all-conference honorees and the Special Teams Player of the Year, Austin
- ✓ WVU finished No. 6 nationally in passing offense, No. 13 in scoring offense and No. 15 in total offense.
- ✓ The Mountaineer offense ranked No. 67 in total offense in 2010, the year before Holgorsen arrived, and he took it to No. 15 in 2011.
- ✓ In 2011, Austin and Bailey were the fourth pair of 1,000-yard receivers nationally (Houston, USC, SMU).
- ✓ WVU was one of two schools nationally to have a 4,000-yard passer and two 1,000-yard receivers (Houston).
- ✓ Quarterback Geno Smith finished No. 5 nationally in passing yards per game, No. 8 in completions per game and total offense and No. 17 in passing efficiency.
- ✓ Austin finished No. 1 nationally in all-purpose yardage (198.0), No. 6 in punt returns, No. 8 in receptions per game, No. 20 in kickoff returns and No. 23 in receiving yards per game.
- ✓ Bailey finished No. 13 nationally in receiving yards per game.



## JUSTIN CRAWFORD

Height: 5-11 | Weight: 198 | Class: Junior  
Last School: NW Mississippi CC | Hometown: Columbus, Ga.

### 2016 Notes

- ✓ Earned first start against Missouri, his first game at West Virginia after transferring from Northwest Mississippi CC
- ✓ Ranks No. 1 in the Big 12 and seventh nationally in rushing yards per carry, averaging 7.44 yards
- ✓ Ranks No. 3 in the Big 12 in rushing yards, with 1,168
- ✓ Ranks No. 4 in the Big 12 in rushing with 97.3 yards per game
- ✓ Ranks No. 10 in the Big 12 in all-purpose yards, averaging 102.25 per game
- ✓ Ran for 209 yards with a career-long of 63 vs. Baylor
- ✓ Ran for a career-best 331 yards, third-most in a game in team history, with a career-long of 61 against Oklahoma
- ✓ Had a career- and game-best 129 rushing yards with one TD and a career-long run of 37 yards vs. Kansas
- ✓ Team-high 13 carries at Oklahoma State, finishing with 80 yards with a long of 20 yards
- ✓ Recorded first career multiple TD game with one rushing and one receiving score at Texas Tech; TD reception was the first of his career
- ✓ Gained a game- and career-best 104 yards rushing against Kansas State for second career 100-yard game; scored on a one-yard TD run
- ✓ Finished with a team-high 86 yards rushing against BYU
- ✓ Finished with 101 yards rushing on 21 carries against Missouri, becoming the first Mountaineer to gain 100+ yards rushing in his career debut since Charles Sims ran for 120 yards on 23 attempts against William & Mary on Aug. 31, 2013
- ✓ Scored first career TD against Mizzou, a one-yard run in the third quarter

### 2016 Game-By-Game

Opponent	Att.	Yds	Avg.	TDs	Long	Rec	Yds	TDs
Missouri	21	101	4.8	1	29	5	9	0
Youngstown St.	12	40	3.3	0	6	0	0	0
BYU	9	86	9.6	0	21	3	36	0
Kansas State	18	104	5.8	1	21	0	0	0
Texas Tech	7	42	6.0	1	12	1	5	1
TCU	1	-2	-2.0	0	0	0	0	0
Oklahoma State	13	80	6.2	0	20	2	8	0
Kansas	13	129	9.9	1	37	0	0	0
Texas	3	12	4.0	0	7	0	0	0
Oklahoma	24	331	13.8	0	61	0	0	0
Iowa State	7	29	4.1	0	10	0	0	0
Baylor	28	209	7.5	0	63	1	1	0
<b>Totals</b>	<b>157</b>	<b>1,168</b>	<b>7.4</b>	<b>4</b>	<b>63</b>	<b>12</b>	<b>59</b>	<b>1</b>

### 2016 Single-Game Bests

Rushing Yards ..... 331 vs. Oklahoma  
Rushing Attempts ..... 28 vs. Baylor  
Rushing Touchdowns ..... 1 (4 times)  
Long Rush ..... 63 vs. Baylor  
Receptions ..... 5 vs. Missouri  
Receiving Yards ..... 36 vs. BYU  
Receiving Touchdowns ..... 1 at Texas Tech  
Long Reception ..... 17 vs. BYU

### Crawford's Rushing Statistics

Year	Games	Att.	Yards	Avg.	TD	Long
2016	12	157	1,168	7.4	4	63

### Crawford's Receiving Statistics

Year	Games	No.	Yards	Avg.	TD	Long
2016	12	12	59	4.9	1	17



## WILLIAM CREST JR.

Height: 6-1 | Weight: 214 | Class: Redshirt Sophomore  
Last School: Dunbar | Hometown: Baltimore, Md.

### 2016 Notes

- ✓ Has played in 20 career games
- ✓ Seen action on special teams in 2016

### 2016 Game-By-Game

Opponent	Comp.	Att.	Int.	Pct.	Yards	TDs	Long
Missouri	0	0	0	0	0	0	0
Youngstown St.	0	0	0	0	0	0	0
BYU				DNP			
Kansas State				DNP			
Texas Tech	0	0	0	0	0	0	0
TCU	0	0	0	0	0	0	0
Oklahoma State				DNP			
Kansas	0	0	0	0	0	0	0
Texas	0	0	0	0	0	0	0
Oklahoma	0	0	0	0	0	0	0
Iowa State	0	0	0	0	0	0	0
Baylor	0	0	0	0	0	0	0
<b>Totals</b>	<b>0</b>	<b>0</b>	<b>0</b>	<b>0</b>	<b>0</b>	<b>0</b>	<b>0</b>

### 2016 Single-Game Bests

Rushing Yards ..... 17 vs. Youngstown State  
Rushing Attempts ..... 3 vs. Youngstown State  
Rushing Touchdowns ..... 0  
Long Rush ..... 9 vs. Youngstown State  
Passing Attempts ..... 0  
Passing Completions ..... 0  
Passing Yards ..... 0  
Passing Touchdowns ..... 0  
Long Completion ..... 0

### Career Bests

Rushing Yards ..... 56 at Kansas ('15)  
Rushing Attempts ..... 5 vs. Liberty; at Kansas ('15)  
Rushing Touchdowns ..... 1 vs. Georgia Southern ('15)  
Long Rush ..... 28 at Kansas ('15)  
Passing Attempts ..... 10 at Kansas ('15)  
Passing Completions ..... 6 vs. Liberty ('15)  
Passing Yards ..... 71 at Kansas ('15)  
Passing Touchdowns ..... 0  
Long Completion ..... 45 at Kansas ('15)

### Crest Jr.'s Passing Statistics

Year	Games	C/A	Pct.	Yards	TD	Int.	Long
2016	9	0	0	0	0	0	0
2015	11	11/25	.440	124	0	1	45
2014	1	3/4	.750	7	0	0	9
<b>Totals</b>	<b>20</b>	<b>14/29</b>	<b>.483</b>	<b>131</b>	<b>0</b>	<b>1</b>	<b>45</b>

### Crest Jr.'s Rushing Statistics

Year	Games	Att.	Yards	Avg.	TD	Long
2016	9	4	10	2.5	0	9
2015	11	20	125	5.3	1	28
2014	1	5	27	5.4	1	13
<b>Totals</b>	<b>20</b>	<b>29</b>	<b>144</b>	<b>5.0</b>	<b>2</b>	<b>28</b>

### Crest Jr.'s Receiving Statistics

Year	Games	No.	Yards	Avg.	TD	Long
2016	8	0	0	0	0	0
2015	11	4	29	7.2	0	9
2014	1	0	0	0	0	0
<b>Totals</b>	<b>19</b>	<b>4</b>	<b>29</b>	<b>7.2</b>	<b>0</b>	<b>9</b>



## JOVON DURANTE

Height: 6-0 | Weight: 172 | Class: Sophomore  
Last School: Miramar | Hometown: Hollywood, Fla.

### 2016 Notes

- ✓ Has played in 24 career games and started 16
- ✓ Had three catches for 39 yards with a TD vs. Oklahoma
- ✓ Team-long reception of 36 yards at Texas
- ✓ Finished with three catches for 40 yards with a long of 31 yards against TCU
- ✓ Season-high 83 receiving yards at Texas Tech
- ✓ Hauled in a career single-game best seven catches against Kansas State and tallied game-winning TD with a seven-yard, fourth-quarter reception
- ✓ Game-high six receptions in win vs. BYU

### 2016 Game-By-Game

Opponent	No.	Yards	Avg.	TDs	Long
Missouri	0	0	0	0	0
Youngstown St.	0	0	0	0	0
BYU	6	32	5.3	0	9
Kansas State	7	67	9.6	1	17
Texas Tech	4	83	20.8	0	51
TCU	3	40	13.3	0	31
Oklahoma State	3	9	3.0	0	3
Kansas	2	11	5.5	0	7
Texas	3	30	10.0	0	36
Oklahoma	3	39	13.0	1	20
Iowa State	1	-2	-2.0	0	0
Baylor	0	0	0	0	0
<b>Totals</b>	<b>32</b>	<b>309</b>	<b>9.7</b>	<b>2</b>	<b>51</b>

### 2016 Single-Game Bests

Receptions ..... 7 vs. Kansas State  
Receiving Yards ..... 83 at Texas Tech  
Receiving Touchdowns ..... 1 vs. Kansas State, vs. Oklahoma  
Long Reception ..... 51 at Texas Tech

### Career Bests

Receptions ..... 7 vs. Kansas State ('16)  
Receiving Yards ..... 121 vs. Georgia Southern ('15)  
Receiving Touchdowns ..... 1 (7 times)  
Long Reception ..... 57 vs. Georgia Southern ('15)

### Durante's Receiving Statistics

Year	Games	No.	Yards	Avg.	TD	Long
2016	12	32	309	9.7	2	51
2015	12	24	378	15.8	5	57
<b>Totals</b>	<b>24</b>	<b>56</b>	<b>687</b>	<b>12.3</b>	<b>7</b>	<b>57</b>



## SHELTON GIBSON

Height: 6-0 | Weight: 198 | Class: Redshirt Junior  
Last School: Cleveland Heights | Hometown: Cleveland, Ohio

### 2016 Notes

- ✓ Has played in 37 games and started 25
- ✓ Ranks No. 3 nationally and No. 1 in the Big 12 in yards per reception at 23.18 per-catch average
- ✓ Ranks No. 31 nationally and No. 4 in the Big 12 in all-purpose yards with a 130.17 per-game average
- ✓ Ranks No. 6 in the Big 12 in receiving yards, with 927
- ✓ Ranks No. 5 in the Big 12 with eight receiving TDs
- ✓ Ranks No. 7 in the Big 12 in receiving yards per game (77.3)
- ✓ Ranks No. 17 in the Big 12 in receptions per game (3.3)
- ✓ Has nine career 100-yard receiving games
- ✓ Moved into ninth place all-time with 17 career touchdown receptions
- ✓ Had three catches for 161 yards with two TDs, including a career-long reception of 71 yards, at Iowa State
- ✓ Had two catches for 65 yards with a season-long reception of 61 yards vs. Oklahoma
- ✓ Netted 65 yards on four receptions at Texas
- ✓ Had a career-best two TD receptions vs. Kansas; also finished with 102 yards receiving on four catches
- ✓ Hauled in a 19-yard TD reception at Oklahoma State
- ✓ Scored third TD of the season - 22-yard catch vs. TCU
- ✓ Tallied third straight 100-yard receiving game with game-high 104 yards on three catches vs. K-State
- ✓ Hauled in a 52-yard reception against the Wildcats, his second-longest catch of the season and his third reception of 50 yards or more in as many games
- ✓ Paced the field with 144 yards receiving on four catches in BYU win; second straight 100-yard receiving game
- ✓ Career day against Youngstown State, catching six passes, including two touchdowns, for a career-high 171 yards receiving, his fifth career 100-yard day; it was the 24th-best receiving day in program history

### 2016 Game-By-Game

Opponent	No.	Yards	Avg.	TDs	Long
Missouri	6	39	6.5	0	11
Youngstown St.	6	171	28.5	2	57
BYU	4	144	36.0	0	51
Kansas State	3	104	34.7	0	52
Texas Tech	4	14	3.5	0	8
TCU	2	29	14.5	1	22
Oklahoma State	2	33	16.5	1	19
Kansas	4	102	25.5	2	40
Texas	4	65	16.3	0	23
Oklahoma	2	65	32.5	0	61
Iowa State	3	161	53.6	2	71
Baylor	0	0	0	0	0
<b>Totals</b>	<b>40</b>	<b>927</b>	<b>23.2</b>	<b>8</b>	<b>71</b>

### 2016 Single-Game Bests

Receptions..... 6 vs. Missouri, vs. Youngstown State  
 Receiving Yards..... 171 vs. Youngstown State  
 Receiving Touchdowns..... 2 (3 times)  
 Long Reception ..... 71 at Iowa State

### Career Bests

Receptions..... 6 (4 times)  
 Receiving Yards..... 171 vs. Youngstown State (\*16)  
 Receiving Touchdowns..... 2 (4 times)  
 Long Reception ..... 71 at Iowa State (\*16)

### Gibson's Receiving Statistics

Year	Games	No.	Yards	Avg.	TD	Long
2016	12	40	927	23.2	8	71
2015	13	37	887	24.0	9	70
2014	12	4	60	15.0	0	47
<b>Totals</b>	<b>37</b>	<b>81</b>	<b>1874</b>	<b>23.1</b>	<b>17</b>	<b>71</b>



## SKYLER HOWARD

Height: 6-0 | Weight: 210 | Class: Senior  
Last School: Riverside City Coll. | Hometown: Ft. Worth, Texas

### 2016 Notes

- ✓ Has played in 29 career games and started 27
- ✓ Ranks No. 15 nationally and No. 3 in the Big 12 in points responsible for (210)
- ✓ Ranks No. 16 nationally and No. 4 in the Big 12 in points responsible for per game (17.5)
- ✓ Ranks No. 18 nationally and No. 3 in the Big 12 in passing touchdowns (26)
- ✓ Ranks No. 18 nationally and No. 4 in the Big 12 in passing yards per completion (13.89 avg.)
- ✓ Ranks No. 19 nationally and No. 5 in the Big 12 in total offense (299.5 avg.)
- ✓ Ranks No. 20 nationally and No. 4 in the Big 12 in yards per pass attempt (8.45)
- ✓ Ranks No. 23 nationally and No. 4 in the Big 12 in passing yards (3,194)
- ✓ Ranks No. 24 nationally and No. 4 in the Big 12 in passing yards per game (266.2 avg.)
- ✓ Ranks No. 24 nationally and No. 4 in the Big 12 in passing efficiency (149.2)
- ✓ Ranks No. 4 in the Big 12 in completion percentage (.608)
- ✓ Ranks No. 6 in the Big 12 in completions per game (19.7 avg.)
- ✓ Ranks No. 9 in the Big 12 in rushing touchdowns (9)
- ✓ Has completed 10 passes of 50 yards or more this season, including one in four straight games (Youngstown State-Texas Tech)
- ✓ With five touchdown passes at Iowa State, moved into third place all-time in career touchdown passes, passing Pat White (2005-08); he now has 58 career touchdown passes, needing one to tie Marc Bulger for second place
- ✓ With 7,168 passing yards, moved past Pat White for third place on the all-time list
- ✓ With 507 career passing completions, tied Pat White for third place on the all-time list
- ✓ With 75 touchdowns responsible for, moved passed Rasheed Marshall for third place on the all-time list
- ✓ Threw for 111 yards with two passing TDs and one rushing against Baylor
- ✓ Eclipsed 3,000 yards passing on the season with 330 yards and five touchdowns at Iowa State, including a career-long TD pass of 71 yards
- ✓ Completed 12-of-27 with a long of 61 and two passing touchdowns and two rushing touchdowns against Oklahoma, becoming the first Mountaineer to run for at least two touchdowns and pass for at least two touchdowns in a game twice in a season since Pat White in 2007.
- ✓ Connected with Ka'Raun White on a 29-yard TD at Texas
- ✓ Responsible for five touchdowns against Kansas, three passing, two rushing
- ✓ Ran for and threw one TD at Oklahoma State
- ✓ Threw four touchdowns in win against TCU
- ✓ Threw one TD and ran for two more at Texas Tech for his first career multiple rushing TD game
- ✓ Finished with a career-high 41 pass attempts against Kansas State

- ✓ Tallied a career-high 31 pass completions in win vs. BYU; also accounted for two TDs (one passing, one rushing)
- ✓ Matched a career high with five touchdown passes in win over Youngstown State; also completed 20 passes for season-high 389 yards
- ✓ Finished with a season-high 23 pass completions in 2016 opener vs. Missouri

### 2016 Game-By-Game

Opponent	Comp.	Att.	Int.	Pct.	Yards	TDs	Long
Missouri	23	35	1	.657	253	0	29
Youngstown St.	20	33	1	.606	389	5	57
BYU	31	40	1	.775	332	1	51
Kansas State	24	41	1	.585	298	1	52
Texas Tech	21	31	0	.677	318	1	53
TCU	16	23	0	.696	231	4	36
Oklahoma St.	24	39	2	.615	212	1	20
Kansas	16	27	0	.593	260	3	40
Texas	21	35	3	.600	269	1	36
Oklahoma	12	27	1	.444	191	2	61
Iowa State	12	21	0	.571	330	5	71
Baylor	10	26	0	.385	111	2	58
<b>Totals</b>	<b>220</b>	<b>352</b>	<b>10</b>	<b>.625</b>	<b>3,083</b>	<b>24</b>	<b>71</b>

### 2016 Single-Game Bests

Rushing Yards ..... 89 at Texas Tech  
 Rushing Attempts ..... 16 vs. TCU  
 Rushing Touchdowns ..... 2 (3 times)  
 Long Rush ..... 38 at Iowa State  
 Passing Attempts..... 41 vs. Kansas State  
 Passing Completions..... 31 vs. BYU  
 Passing Yards..... 389 vs. Youngstown State  
 Passing Touchdowns ..... 5 vs. Youngstown State,  
 ..... at Iowa State  
 Long Completion ..... 71 at Iowa State

### Career Bests

Rushing Yards ..... 129 at Kansas (\*15)  
 Rushing Attempts ..... 19 vs. Oklahoma State (\*15)  
 Rushing Touchdowns ..... 2 (3 times)  
 Long Rush ..... 50 at Oklahoma (\*15)  
 Passing Attempts..... 51 vs. Arizona State (\*15)  
 Passing Completions..... 31 vs. BYU (\*16)  
 Passing Yards..... 532 vs. Arizona State (\*15)  
 Passing Touchdowns..... 5 (3 times)  
 Long Completion ..... 71 at Iowa State (\*16)

### Howard's Passing Statistics

Year	Games	C/A	Pct.	Yards	TD	Int.	Long
2016	12	230/378	.608	3,194	26	10	71
2015	13	221/403	.548	3,145	26	14	70
2014	4	56/110	.509	829	8	0	53
<b>Totals</b>	<b>29</b>	<b>507/891</b>	<b>.569</b>	<b>7,168</b>	<b>60</b>	<b>24</b>	<b>71</b>

### Howard's Rushing Statistics

Year	Games	Att.	Yards	Avg.	TD	Long
2016	12	121	400	3.3	9	38
2015	13	157	502	3.2	6	50
2014	4	22	140	6.4	0	24
<b>Totals</b>	<b>29</b>	<b>300</b>	<b>1,042</b>	<b>3.5</b>	<b>15</b>	<b>50</b>





## GARY JENNINGS

Height: 6-2 | Weight: 203 | Class: Sophomore  
Last School: Colonial Forge | Hometown: Stafford, Va.

### 2016 Notes

- ✓ Has played in 25 career games
- ✓ Had a season-best three catches for a career-high 69 yards with a touchdown against Baylor
- ✓ Scored first touchdown of season with an 11-yard catch against TCU
- ✓ Season-long 47-yard reception at Texas Tech

### 2016 Game-By-Game

Opponent	No.	Yards	Avg.	TDs	Long
Missouri	0	0	0	0	0
Youngstown St.	1	11	11.0	0	11
BYU	1	9	9.0	0	9
Kansas State	1	9	9.0	0	9
Texas Tech	1	47	47.0	0	47
TCU	1	11	11.0	1	11
Oklahoma State	0	0	0	0	0
Kansas	1	4	4.0	0	4
Texas	0	0	0	0	0
Oklahoma	1	5	5.0	0	5
Iowa State	0	0	0	0	0
Baylor	3	69	23.0	1	58
<b>Totals</b>	<b>10</b>	<b>165</b>	<b>16.5</b>	<b>2</b>	<b>58</b>

### 2016 Single-Game Bests

Receptions.....3 vs. Baylor  
Receiving Yards.....69 vs. Baylor  
Receiving Touchdowns.....1 vs. TCU, vs. Baylor  
Long Reception .....58 vs. Baylor

### Career Bests

Receptions.....4 vs. Liberty ('15)  
Receiving Yards.....69 vs. Baylor ('16)  
Receiving Touchdowns.....1 (3 times)  
Long Reception ..... 64 vs. Arizona State ('15)

### Jennings' Receiving Statistics

Year	Games	No.	Yards	Avg.	TD	Long
2016	12	10	165	16.5	2	58
2015	13	7	116	16.6	1	64
<b>Totals</b>	<b>25</b>	<b>17</b>	<b>281</b>	<b>16.5</b>	<b>3</b>	<b>64</b>



## DEVONTE MATHIS

Height: 6-1 | Weight: 221 | Class: Redshirt Senior  
Last School: Miramar | Hometown: Miami, Fla.

### 2016 Notes

- ✓ Has played in 38 career games and started three
- ✓ Grabbed a career-long reception of 20 yards against Missouri

### 2016 Game-By-Game

Opponent	No.	Yards	Avg.	TDs	Long
Missouri	1	20	20.0	0	20
Youngstown St.	0	0	0	0	0
BYU	1	13	13.0	0	13
Kansas State	0	0	0	0	0
Texas Tech	0	0	0	0	0
TCU	0	0	0	0	0
Oklahoma State	1	13	13.0	0	13
Kansas	0	0	0	0	0
Texas	0	0	0	0	0
Oklahoma	0	0	0	0	0
Iowa State	0	0	0	0	0
Baylor	0	0	0	0	0
<b>Totals</b>	<b>3</b>	<b>46</b>	<b>15.3</b>	<b>0</b>	<b>20</b>

### 2016 Single-Game Bests

Receptions.....1 (3 times)  
Receiving Yards.....20 vs. Missouri  
Receiving Touchdowns.....  
Long Reception .....20 vs. Missouri

### Career Bests

Receptions.....4 vs. William & Mary ('13)  
Receiving Yards.....44 vs. William & Mary ('13)  
Receiving Touchdowns.....  
Long Reception ..... 20 vs. Missouri ('16)

### Mathis' Receiving Statistics

Year	Games	No.	Yards	Avg.	TD	Long
2016	12	3	46	15.3	0	20
2015	10	6	47	7.8	0	14
2014	8	0	0	0	0	0
2013	8	7	82	11.7	0	19
<b>Totals</b>	<b>38</b>	<b>16</b>	<b>175</b>	<b>10.9</b>	<b>0</b>	<b>20</b>



## KENNEDY MCKOY

Height: 6-0 | Weight: 204 | Class: Freshman  
Last School: North Davidson | Hometown: Lexington, N.C.

### 2016 Notes

- ✓ Has played in 12 games as a true freshman, including two starts
- ✓ Injured on his first carry against Oklahoma and did not return
- ✓ Earned his first career start at Texas
- ✓ Ranks No. 16 in the Big 12 in rushing yards per game (46.4)
- ✓ Tallied first career rushing TDs with two scores at Texas, finished with a team-high 73 yards rushing
- ✓ Ran for a career-best 127 yards with a long of 44 yards against Kansas
- ✓ Ran for a game-high 83 yards on a season-high 10 rushing attempts at Oklahoma State with a long run of 15 yards
- ✓ Ran for a season-best 99 yards at Texas Tech; including season-long run of 38 yards
- ✓ Saw first career action against Missouri
- ✓ First career rush, reception and touchdown were against Youngstown State

### 2016 Game-By-Game

Opponent	Att.	Yds	Avg.	TDs	Long	Rec	Yds	TDs
Missouri	0	0	0	0	0	0	0	0
Youngstown St.	3	34	11.3	0	22	1	21	1
BYU	1	5	5.0	0	5	2	11	0
Kansas State	0	0	0	0	0	0	0	0
Texas Tech	4	99	24.8	0	38	0	0	0
TCU	7	38	5.4	0	26	0	0	0
Oklahoma State	10	83	8.3	0	15	1	4	0
Kansas	18	127	7.1	0	44	0	0	0
Texas	25	73	2.9	2	10	3	17	0
Oklahoma	1	5	5.0	0	5	0	0	0
Iowa State	2	1	0.5	1	3	0	0	0
Baylor	72	1	1.0	0	1	1	6	0
<b>Totals</b>	<b>72</b>	<b>466</b>	<b>6.5</b>	<b>3</b>	<b>44</b>	<b>8</b>	<b>59</b>	<b>1</b>

### 2016 Single-Game Bests

Rushing Yards ..... 127 vs. Kansas  
Rushing Attempts .....25 at Texas  
Rushing Touchdowns .....2 at Texas  
Long Rush ..... 44 vs. Kansas  
Receptions..... 3 at Texas  
Receiving Yards.....21 vs. Youngstown State  
Receiving Touchdowns.....1 vs. Youngstown State  
Long Reception .....21 vs. Youngstown State

### McKoy's Rushing Statistics

Year	Games	Att.	Yards	Avg.	TD	Long
2016	12	72	466	6.5	3	44

### McKoy's Receiving Statistics

Year	Games	No.	Yards	Avg.	TD	Long
2016	12	8	59	7.4	1	21



## RUSHEL SHELL III

Height: 5-10 | Weight: 225 | Class: Redshirt Senior  
Last School: Pitt | Hometown: Hopewell, Pa.

### 2016 Notes

- ✓ Has played in 34 career games and started 19
- ✓ Tied for No. 10 on WVU's career rushing touchdown list with 20
- ✓ Ranks No. 11 in the Big 12 in rushing yards per game (57.1) and No. 17 in rushing yards (514)
- ✓ Ranks No. 19 in the Big 12 in rushing touchdowns (5)
- ✓ Shows 2,097 career rushing yards, tied for 15th on WVU's all-time career list
- ✓ Recorded 100-yard rushing games in back-to-back weeks at Texas Tech and vs. TCU
- ✓ Second on the team with at least one reception in 16 straight games
- ✓ Ran for 38 yards at Oklahoma State before being sidelined with an injury
- ✓ Season- and game-high 117 rushing yards against TCU
- ✓ Scored two rushing TDs at Texas Tech for his fifth career game with two or more TDs
- ✓ Went over 100 yards rushing at Texas Tech for the first time this season and the first time since gaining 146 yards at Iowa State in 2014
- ✓ First two-TD game of 2016 in win vs. BYU
- ✓ Paced the field with 84 rushing yards in win over Youngstown State
- ✓ Finished second on team with 90 yards rushing against Missouri
- ✓ Hauled in a career-long reception of 22 yards against Missouri

### 2016 Game-By-Game

Opponent	Att.	Yds	Avg.	TDs	Long	Rec	Yds	TD
Missouri	16	90	5.6	1	23	1	22	0
Youngstown St.	16	84	5.2	0	21	1	5	0
BYU	11	35	3.2	2	10	4	22	0
Kansas State	8	35	4.4	0	12	1	5	0
Texas Tech	21	104	5.0	2	14	1	2	0
TCU	24	117	4.9	0	20	2	35	0
Oklahoma State	7	38	5.4	0	15	1	3	0
Kansas				DNP				
Texas	1	2	2.0	0	2	0	0	0
Oklahoma				DNP				
Iowa State				DNP				
Baylor	3	9	3.0	0	5	0	0	0
<b>Totals</b>	<b>104</b>	<b>505</b>	<b>4.9</b>	<b>5</b>	<b>23</b>	<b>11</b>	<b>94</b>	<b>0</b>

### 2016 Single-Game Bests

Rushing Yards	117 vs. TCU
Rushing Attempts	24 vs. TCU
Rushing Touchdowns	2 vs. BYU, at Texas Tech
Long Rush	23 vs. Missouri
Receptions	4 vs. BYU
Receiving Yards	35 vs. TCU
Receiving Touchdowns	
Long Reception	28 vs. TCU

### Career Bests

Rushing Yards	146 at Iowa State ('14)
Rushing Attempts	27 at Maryland ('14)
Rushing Touchdowns	2 (5 times)
Long Rush	54 at Iowa State ('14)
Receptions	4 vs. Towson ('14), vs. BYU ('16)
Receiving Yards	47 vs. Towson ('14)
Receiving Touchdowns	
Long Reception	28 vs. TCU ('16)

### Shell's Rushing Statistics

Year	Games	Att.	Yards	Avg.	TD	Long
2016	9	107	514	4.8	5	23
2015	13	161	708	4.4	8	43
2014	12	176	788	4.5	7	54
<b>Totals</b>	<b>34</b>	<b>444</b>	<b>2,010</b>	<b>4.5</b>	<b>20</b>	<b>54</b>

### Shell's Receiving Statistics

Year	Games	No.	Yards	Avg.	TD	Long
2016	9	11	94	8.5	0	28
2015	13	16	101	6.3	0	17
2014	12	21	140	6.7	0	19
<b>Totals</b>	<b>34</b>	<b>48</b>	<b>335</b>	<b>7.0</b>	<b>0</b>	<b>28</b>



## ELIJAH WELLMAN

Height: 6-1 | Weight: 240 | Class: Redshirt Junior  
Last School: Spring Valley | Hometown: Huntington, W.Va.

### 2016 Notes

- ✓ Has played in 37 career games and started nine
- ✓ Finished with three carries for 13 yards with a long of six at Iowa State
- ✓ Had a season high three carries for 22 yards with a long of 11 yards against Missouri

### 2016 Game-By-Game

Opponent	Att.	Yds	Avg.	TDs	Long	Rec	Yds	TDs
Missouri	3	22	7.3	0	11	0	0	0
Youngstown St.	3	6	2.0	0	4	0	0	0
BYU	0	0	0	0	0	1	4	0
Kansas State	0	0	0	0	0	1	4	0
Texas Tech	2	-2	-1.0	0	1	0	0	0
TCU	0	0	0	0	0	0	0	0
Oklahoma State	0	0	0	0	0	0	0	0
Kansas	3	5	1.7	0	4	0	0	0
Texas	0	0	0	0	0	0	0	0
Oklahoma	0	0	0	0	0	0	0	0
Iowa State	3	13	4.3	0	6	0	0	0
Baylor	0	0	0	0	0	0	0	0
<b>Totals</b>	<b>14</b>	<b>44</b>	<b>3.1</b>	<b>0</b>	<b>11</b>	<b>2</b>	<b>8</b>	<b>0</b>

### 2016 Single-Game Bests

Rushing Yards	22 vs. Missouri
Rushing Attempts	3 (4 times)
Rushing Touchdowns	
Long Rush	11 vs. Missouri
Receptions	1 vs. BYU, Kansas State
Receiving Yards	4 vs. BYU, Kansas State
Receiving Touchdowns	
Long Reception	4 vs. BYU, Kansas State

### Career Bests

Rushing Yards	35 vs. Iowa State ('15)
Rushing Attempts	5 at Kansas, vs. Iowa State ('15)
Rushing Touchdowns	1 vs. Texas ('15)
Long Rush	14 vs. Iowa State ('15)
Receptions	1 (10 times)
Receiving Yards	10 vs. Alabama ('14)
Receiving Touchdowns	1 (3 times)
Long Reception	10 vs. Alabama ('14)

### Wellman's Rushing Statistics

Year	Games	Att.	Yards	Avg.	TD	Long
2016	12	14	44	3.1	0	11
2015	13	14	73	5.2	1	17
2014	12	2	4	2.0	0	2
<b>Totals</b>	<b>37</b>	<b>30</b>	<b>121</b>	<b>4.0</b>	<b>1</b>	<b>17</b>

### Wellman's Receiving Statistics

Year	Games	No.	Yards	Avg.	TD	Long
2016	12	2	8	4.0	0	4
2015	13	5	16	3.1	2	7
2014	12	4	11	2.8	1	10
<b>Totals</b>	<b>37</b>	<b>11</b>	<b>35</b>	<b>3.2</b>	<b>3</b>	<b>10</b>



## DAIKIEL SHORTS JR.

Height: 6-1 | Weight: 202 | Class: Senior  
Last School: Eastern Christian | Hometown: Clayton, N.J.

### 2016 Notes

- ✓ Has played in 50 career games and started 34
- ✓ Ranks No. 9 in the Big 12 in receiving yards (833)
- ✓ Ranks No. 10 in the Big 12 in receiving yards per game (69.4 avg.)
- ✓ Ranks No. 12 in the Big 12 in catches per game (4.8 avg.)
- ✓ Ranks No. 17 in the Big 12 in yards per reception.... (14.4 avg.)
- ✓ Ranks No. 15 in the Big 12 with five receiving touchdowns
- ✓ Tied with Jock Sanders (2007-10) for No. 14 all-time with 14 WVU career touchdown receptions
- ✓ Sits in fifth place all-time in career receptions with 172
- ✓ Jumped four places to No. 6 on WVU's career receiving yards chart with 2,202 yards
- ✓ Leads WVU with at least one catch in the last 25 games
- ✓ Caught a TD pass and totalled three catches vs. Baylor
- ✓ Netted 75 yards on five catches at Texas
- ✓ Had a team-best seven catches for 104 yards with a touchdown against Kansas
- ✓ Paced offense at Oklahoma State with 82 yards on eight catches
- ✓ Game-high 74 yards receiving on four catches and a touchdown vs. TCU
- ✓ Finished with his second 100-yard receiving game of the season at Texas Tech with three catches for 100 yards
- ✓ Had a season and career long 53-yard reception at Texas Tech
- ✓ His 31-yard catch against Kansas State was a season long and his longest reception since hauling in a 38 yard catch at TCU on Nov. 2, 2013
- ✓ Fourth-quarter TD reception vs. BYU proved to be the difference in the win
- ✓ Hauled in six passes for 93 yards, including an 11-yard TD, in win vs. Youngstown State
- ✓ In season opener against Missouri, caught eight passes for a career-best 131 yards, his first career 100-yard receiving game

### 2016 Game-By-Game

Opponent	No.	Yards	Avg.	TDs	Long
Missouri	8	131	16.4	0	29
Youngstown St.	6	93	15.5	1	22
BYU	5	22	4.4	1	9
Kansas State	5	72	14.4	0	31
Texas Tech	3	100	33.3	0	53
TCU	4	74	18.5	1	36
Oklahoma State	8	82	10.3	0	15
Kansas	7	104	14.9	1	22
Texas	5	75	15.0	0	26
Oklahoma	2	24	12.0	0	19
Iowa State	2	38	19.0	0	23
Baylor	3	18	6.0	1	9
<b>Totals</b>	<b>58</b>	<b>833</b>	<b>14.4</b>	<b>5</b>	<b>53</b>

### 2016 Single-Game Bests

Receptions.....8 vs. Missouri, at Oklahoma State  
Receiving Yards.....131 vs. Missouri  
Receiving Touchdowns.....1 (5 times)  
Long Reception.....53 at Texas Tech

### Career Bests

Receptions.....9 vs. Texas Tech ('13)  
Receiving Yards.....131 vs. Missouri ('16)  
Receiving Touchdowns.....2 vs. Georgia State ('13)  
Long Reception.....53 at Texas Tech ('16)

### Shorts Jr.'s Receiving Statistics

Year	Games	No.	Yards	Avg.	TD	Long
2016	12	58	833	14.4	5	53
2015	13	45	528	11.7	5	29
2014	13	24	346	14.4	2	29
2013	12	45	495	11.0	2	38
<b>Totals</b>	<b>50</b>	<b>172</b>	<b>2,202</b>	<b>12.8</b>	<b>14</b>	<b>53</b>



## KA'RAUN WHITE

Height: 6-1 | Weight: 200 | Class: Redshirt Junior  
Last School: Lackawanna College | Hometown: Macungie, Pa.

### 2016 Notes

- ✓ Has played in 20 career games and started 13
- ✓ Suffered season-ending leg injury at Iowa State
- ✓ Ranks No. 13 in the Big 12 in receptions per game (4.4) and No. 15 in receiving yards per game (53.0)
- ✓ Ranks No. 15 in the Big 12 with five receiving touchdowns
- ✓ Ranks No. 16 in the Big 12 with 583 total receiving yards
- ✓ Finished with two catches for 37 yards at Iowa State including a 34-yard touchdown reception before leaving with an injury
- ✓ Had four catches for 58 yards with a touchdown against Oklahoma
- ✓ Hauled in a 29-yard TD reception at Texas; paced the team with six catches for 82 yards
- ✓ Second on team at Oklahoma State with six catches for 60 yards
- ✓ Grabbed second touchdown of season with 16 yard catch vs. TCU; tied with Daikiel Shorts Jr with a game-high four receptions
- ✓ Hauled in a career single-game high seven receptions at Texas Tech
- ✓ Career outing in win vs. Youngstown State, catching five passes, a single-game career best, for 88 yards and one touchdown

### 2016 Game-By-Game

Opponent	No.	Yards	Avg.	TDs	Long
Missouri	2	32	16.0	0	25
Youngstown St.	5	88	17.6	1	53
BYU	4	39	9.8	0	19
Kansas State	5	35	7.0	0	13
Texas Tech	7	67	9.6	0	20
TCU	4	42	10.5	1	24
Oklahoma State	6	60	10.0	0	20
Kansas	3	43	14.3	0	17
Texas	6	82	13.7	1	29
Oklahoma	4	58	14.5	1	37
Iowa State	2	37	18.5	1	34
Baylor			DNP		
<b>Totals</b>	<b>48</b>	<b>583</b>	<b>12.1</b>	<b>5</b>	<b>53</b>

### 2016 Single-Game Bests

Receptions.....7 at Texas Tech  
Receiving Yards.....88 vs. Youngstown State  
Receiving Touchdowns.....1 (5 times)  
Long Reception.....53 vs. Youngstown State

### Career Bests

Receptions.....7 at Texas Tech ('16)  
Receiving Yards.....116 vs. Arizona State ('15)  
Receiving Touchdowns.....1 (5 times)  
Long Reception.....64 vs. Arizona State ('15)

### White's Receiving Statistics

Year	Games	No.	Yards	Avg.	TD	Long
2016	11	48	583	12.1	5	53
2015	9	15	275	18.3	0	64
<b>Totals</b>	<b>20</b>	<b>63</b>	<b>858</b>	<b>13.6</b>	<b>5</b>	<b>53</b>



# MOUNTAINEER DEFENSE



## JUSTIN ARNDT

Height: 5-11 | Weight: 214 | Class: Redshirt Senior  
Last School: Martinsburg | Hometown: Martinsburg, W.Va.

### 2016 Notes

- ✓ Has played in 47 career games with 11 starts
- ✓ Leads the team in tackles (80) and is second in TFLs (7.0) and sacks (3.0)
- ✓ Led the team with nine tackles against Baylor
- ✓ Forced a fumble and was second on the team with eight tackles, including a TFL at Iowa State
- ✓ Had five tackles, all solo, with a TFL against Oklahoma
- ✓ Led the team with a career-best 12 tackles and added a sack and his first career PBU at Texas
- ✓ Tied for the team lead with seven tackles at OSU
- ✓ Recorded a team-best and career-high-tying six solo tackles against TCU
- ✓ Had a team-high-tying five tackles, three solo, at TTU
- ✓ Led the team with 1.5 TFLs with a sack for a loss of 12 yards and totaled five tackles against Kansas State
- ✓ Recorded five tackles vs. BYU
- ✓ Had five tackles and assisted on a TFL vs. YSU
- ✓ Recorded a team-high-tying eight tackles, six solo, with a team-best two TFLs and a sack, in his first career start against Missouri

### 2016 Game-By-Game

Opponent	UT/AT/TT	TFL	Sacks	FF	FR	Int	PBU
Missouri	6/2/8	2/11	1/9	0	0	0	0
Youngstown St.	3/2/5	0.5/1	0	0	0	0	0
BYU	2/3/5	0	0	0	0	0	0
Kansas State	1/4/5	1.5/13	1/12	0	0	0	0
Texas Tech	3/2/5	0	0	0	0	0	0
TCU	6/0/6	0	0	0	0	0	0
Oklahoma State	4/3/7	0	0	0	0	0	0
Kansas	3/2/5	0	0	0	0	0	0
Texas	11/1/12	1/7	1/7	0	0	0	1
Oklahoma	5/0/5	1/2	0	0	0	0	0
Iowa State	5/3/8	1/2	0	1	0	0	0
Baylor	6/3/9	0	0	0	0	0	0
<b>Totals</b>	<b>55/25/80</b>	<b>7/36</b>	<b>3/28</b>	<b>1</b>	<b>0</b>	<b>0</b>	<b>1</b>

### 2016 Season-Game Bests

Unassisted Tackles..... 11 at Texas  
 Assisted Tackles..... 4 vs. Kansas State  
 Total Tackles..... 12 at Texas  
 Tackles For Loss..... 2 vs. Missouri  
 Sacks..... 1 (3 times)  
 Forced Fumbles..... 1 at Iowa State  
 Fumble Recoveries.....  
 Interceptions.....  
 Pass Breakups..... 1 at Texas

### Career Bests

Unassisted Tackles..... 11 at Texas (\*16)  
 Assisted Tackles..... 4 vs. Kansas State (\*16)  
 Total Tackles..... 12 at Texas (\*16)  
 Tackles For Loss..... 2 vs. Missouri (\*16)  
 Sacks..... 1 (3 times)  
 Forced Fumbles..... 1 vs. Kansas St. (\*14),  
 at Iowa St. (\*16)  
 Fumble Recoveries..... 1 vs. Texas (\*15)  
 Interceptions.....  
 Pass Breakups..... 1 at Texas

### Arndt's Defensive Statistics

Year	GP	T/A/TT	TFL	Sacks	INT	PB	FF	FR
2016	12	55/25/80	7/36	3/28	0	1	1	0
2015	13	5/5/10	0	0	0	0	0	1
2014	13	9/3/12	0	0	0	0	1	0
2013	9	3/2/5	0	0	0	0	0	0
<b>Totals</b>	<b>47</b>	<b>72/35/107</b>	<b>7/36</b>	<b>3/28</b>	<b>0</b>	<b>1</b>	<b>2</b>	<b>1</b>



## TOYOUS AVERY

Height: 5-10 | Weight: 200 | Class: Redshirt Sophomore  
Last School: Coffeyville CC | Hometown: Covington, Ga.

### 2016 Notes

- ✓ Has played in 10 career games
- ✓ Recorded a career-best five tackles vs. Baylor
- ✓ Had a career-high-tying four solo tackles with his first career TFL at Texas
- ✓ Notched three solo tackles against Kansas
- ✓ Had four solo tackles and a pass-breakup in his career debut against Missouri

### 2016 Game-By-Game

Opponent	UT/AT/TT	TFL	Sacks	FF	FR	Int	PBU
Missouri	4/0/4	0	0	0	0	0	1
Youngstown St.	1/0/1	0	0	0	0	0	0
BYU			DNP				
Kansas State			DNP				
Texas Tech	0/0/0	0	0	0	0	0	0
TCU	0/0/0	0	0	0	0	0	1
Oklahoma State	0/0/0	0	0	0	0	0	0
Kansas	3/0/3	0	0	0	0	0	0
Texas	4/0/4	1/1	0	0	0	0	0
Oklahoma	1/0/1	0	0	0	0	0	0
Iowa State	1/0/1	0	0	0	0	0	0
Baylor	4/1/5	0	0	0	0	0	0
<b>Totals</b>	<b>18/1/19</b>	<b>1/1</b>	<b>0</b>	<b>0</b>	<b>0</b>	<b>0</b>	<b>2</b>

### 2016 Season-Game Bests

Unassisted Tackles..... 4 vs. Missouri, at Texas, vs. Baylor  
 Assisted Tackles..... 1 vs. Baylor  
 Total Tackles..... 5 vs. Baylor  
 Tackles For Loss..... 1 at Texas  
 Sacks.....  
 Forced Fumbles.....  
 Fumble Recoveries.....  
 Interceptions.....  
 Pass Breakups..... 1 vs. Missouri, vs. TCU

### Avery's Defensive Statistics

Year	GP	T/A/TT	TFL	Sacks	INT	PB	FF	FR
2016	10	18/1/19	1/1	0	0	2	0	0



## AL-RASHEED BENTON

Height: 6-1 | Weight: 237 | Class: Redshirt Junior  
Last School: Shabazz | Hometown: Newark, N.J.

### 2016 Notes

- ✓ Has played in 38 career games and started 13
- ✓ Second on the team in tackles with 70
- ✓ Assisted on a career-best five tackles against Baylor
- ✓ Recorded five tackles at Iowa State
- ✓ Led the team with a career-best 14 tackles vs. Oklahoma
- ✓ Recovered his first career fumble and had two tackles at Texas
- ✓ Had five tackles against Kansas
- ✓ Tied for the team lead with a career-high-tying seven tackles at Oklahoma State
- ✓ Notched a team-high-tying six tackles vs. TCU
- ✓ Had a team-high-tying five tackles, three solo, at Texas Tech
- ✓ Recorded six tackles against Kansas State
- ✓ Assisted on three tackles and had a QB-hurry vs. BYU
- ✓ Was second on the team with seven tackles and had his first career interception against Youngstown State
- ✓ Notched five tackles, four solo, against Missouri

### 2016 Game-By-Game

Opponent	UT/AT/TT	TFL	Sacks	FF	FR	Int	PBU
Missouri	4/1/5	0	0	0	0	0	0
Youngstown St.	6/1/7	0	0	0	0	1/13	0
BYU	0/3/3	0	0	0	0	0	0
Kansas State	4/2/6	0	0	0	0	0	0
Texas Tech	3/2/5	0	0	0	0	0	0
TCU	3/3/6	0	0	0	0	0	0
Oklahoma State	4/3/7	0	0	0	0	0	0
Kansas	4/1/5	0	0	0	0	0	0
Texas	1/1/2	0	0	0	1/0	0	0
Oklahoma	10/4/14	0	0	0	0	0	0
Iowa State	2/3/5	0	0	0	0	0	0
Baylor	0/5/5	0	0	0	0	0	0
<b>Totals</b>	<b>41/29/70</b>	<b>0</b>	<b>0</b>	<b>0</b>	<b>1/0</b>	<b>1/13</b>	<b>0</b>

### 2016 Season-Game Bests

Unassisted Tackles..... 10 vs. Oklahoma  
 Assisted Tackles..... 5 vs. Baylor  
 Total Tackles..... 14 vs. Oklahoma  
 Tackles For Loss.....  
 Sacks.....  
 Forced Fumbles.....  
 Fumble Recoveries..... 1 at Texas  
 Interceptions..... 1 vs. Youngstown State  
 Pass Breakups.....

### Career Bests

Unassisted Tackles..... 10 vs. Oklahoma (\*16)  
 Assisted Tackles..... 5 vs. Baylor (\*16)  
 Total Tackles..... 14 vs. Oklahoma (\*16)  
 Tackles For Loss..... 2 vs. Liberty (\*15)  
 Sacks.....  
 Forced Fumbles.....  
 Fumble Recoveries..... 1 at Texas (\*16)  
 Interceptions..... 1 vs. Youngstown State (\*16)  
 Pass Breakups.....

### Benton's Defensive Statistics

Year	GP	T/A/TT	TFL	Sacks	INT	PB	FF	FR
2016	12	41/29/70	0	0	1/13	0	0	1
2015	13	14/7/21	4/8	0	0	0	0	0
2014	13	3/3/6	0	0	0	0	0	0
<b>Totals</b>	<b>38</b>	<b>58/39/97</b>	<b>4/8</b>	<b>0</b>	<b>1/13</b>	<b>0</b>	<b>0</b>	<b>1</b>



## CHRISTIAN BROWN

Height: 6-2 | Weight: 305 | Class: Redshirt Senior  
Last School: Bridgeton | Hometown: Ft. Myers, Fla.

### 2016 Notes

- ✓ Has played in 52 career games and started 26
- ✓ Ranks No. 4 in the Big 12 in fumbles recovered (2)
- ✓ Had a career-high-tying seven tackles vs. Baylor
- ✓ Recovered a fumble and assisted on a TFL while posting two tackles at Iowa State
- ✓ Had a season-high six tackles at Texas with one PBU
- ✓ Posted a pair of solo tackles against Kansas
- ✓ Had three tackles against TCU
- ✓ Recorded a sack with four total tackles at Texas Tech
- ✓ Notched a TFL and three total tackles against Kansas State
- ✓ Had a tackle and a pass break-up against BYU
- ✓ Had two tackles, including a TFL, vs. Youngstown State
- ✓ Recovered his first career fumble and recorded three tackles, one solo, against Missouri

### 2016 Game-By-Game

Opponent	UT/AT/TT	TFL	Sacks	FF	FR	Int	PBU
Missouri	1/2/3	0	0	0	1/0	0	0
Youngstown St.	2/0/2	1/1	0	0	0	0	0
BYU	0/1/1	0	0	0	0	0	1
Kansas State	2/1/3	1/3	0	0	0	0	0
Texas Tech	3/1/4	1/5	1/5	0	0	0	0
TCU	2/1/3	0	0	0	0	0	0
Oklahoma State	0/0/0	0	0	0	0	0	0
Kansas	2/0/2	0	0	0	0	0	0
Texas	3/3/6	0	0	0	0	0	1
Oklahoma	0/0/0	0	0	0	0	0	0
Iowa State	0/2/2	0.5/1	0	0	1/0	0	0
Baylor	3/4/7	0	0	0	0	0	0
<b>Totals</b>	<b>18/15/33</b>	<b>3.5/10</b>	<b>1/5</b>	<b>0</b>	<b>2/0</b>	<b>0</b>	<b>2</b>

### 2016 Season-Game Bests

Unassisted Tackles..... 3 at Texas Tech, at Texas, vs. Baylor  
Assisted Tackles..... 4 vs. Baylor  
Total Tackles..... 7 vs. Baylor  
Tackles For Loss..... 1 vs. (3 times)  
Sacks..... 1 at Texas Tech  
Forced Fumbles.....  
Fumble Recoveries..... 1 vs. Missouri, at Iowa State  
Interceptions.....  
Pass Breakups..... 1 vs. BYU, at Texas

### Career Bests

Unassisted Tackles..... 5 vs. Texas A&M (\*14)  
Assisted Tackles..... 4 vs. Baylor (\*16)  
Total Tackles..... 7 vs. Texas A&M (\*14), vs. Baylor (\*16)  
Tackles For Loss..... 1.5 vs. Iowa State (\*15)  
Sacks..... 1 (3 times)  
Forced Fumbles..... 1 vs. Oklahoma (\*12)  
Fumble Recoveries..... 1 vs. Missouri (\*16),  
..... at Iowa St (\*16)  
Interceptions.....  
Pass Breakups..... 1 (3 times)

### Brown's Defensive Statistics

Year	GP	T/A/TT	TFL	Sacks	INT	PB	FF	FR
2016	12	18/15/33	3.5/10	1/5	0	2	0	2/0
2015	13	24/9/33	4.5/20	2/15	0	0	0	0
2014	12	13/8/21	0	0	0	1	0	0
2013	4	1/2/3	0	0	0	0	0	0
2012	11	7/3/11	2/2	0	0	0	1	0
<b>Totals</b>	<b>52</b>	<b>64/37/101</b>	<b>10/32</b>	<b>3/20</b>	<b>0</b>	<b>3</b>	<b>1</b>	<b>2/0</b>



## ANTONIO CRAWFORD

Height: 5-10 | Weight: 185 | Class: Redshirt Senior  
Last School: Miami | Hometown: Tampa, Fla.

### 2016 Notes

- ✓ Has played in seven career games at WVU with four starts
- ✓ Recorded a pair of solo tackles at Oklahoma State
- ✓ Had two tackles, with one for a loss of three yards vs. TCU
- ✓ Had a solo tackle against Texas Tech
- ✓ Had four tackles and a pass break-up vs. BYU
- ✓ Recorded three solo tackles, including a TFL, with two pass breakups, vs. Youngstown State
- ✓ Led the team with eight tackles, all solo, in his WVU debut against Missouri

### 2016 Game-By-Game

Opponent	UT/AT/TT	TFL	Sacks	FF	FR	Int	PBU
Missouri	8/0/8	0	0	0	0	0	1
Youngstown St.	3/0/3	1/3	0	0	0	0	2
BYU	3/1/4	0	0	0	0	0	1
Kansas State			DNP				
Texas Tech	1/0/1	0	0	0	0	0	0
TCU	2/0/2	1/3	0	0	0	0	0
Oklahoma State	2/0/2	0	0	0	0	0	0
Kansas			DNP				
Texas			DNP				
Oklahoma			DNP				
Iowa State			DNP				
Baylor	0/1/1	0	0	0	0	0	0
<b>Totals</b>	<b>19/2/21</b>	<b>2/6</b>	<b>0</b>	<b>0</b>	<b>0</b>	<b>0</b>	<b>4</b>

### 2016 Season-Game Bests

Unassisted Tackles..... 8 vs. Missouri  
Assisted Tackles..... 1 vs. BYU, vs. Baylor  
Total Tackles..... 8 vs. Missouri  
Tackles For Loss..... 1 vs. Youngstown State  
Sacks.....  
Forced Fumbles.....  
Fumble Recoveries.....  
Interceptions.....  
Pass Breakups..... 2 vs. Youngstown State

### Crawford's Defensive Statistics

Year	GP	T/A/TT	TFL	Sacks	INT	PB	FF	FR
2016	7	19/2/21	2/6	0	0	4	0	0



## RASUL DOUGLAS

Height: 6-2 | Weight: 203 | Class: Redshirt Senior  
Last School: Nassau CC | Hometown: East Orange, N.J.

### 2016 Notes

- ✓ Has played in 23 career games with 11 starts
- ✓ Leads the nation with eight interceptions
- ✓ Ranks No. 3 in the Big 12 and No. 21 nationally in passes defended per game (1.3)
- ✓ Third-leading tackler for WVU with 62 tackles
- ✓ Had an interception and a forced fumble while leading the team with nine tackles at Iowa State
- ✓ Had an interception and one solo tackle vs. Oklahoma
- ✓ Had nine tackles and an interception at Texas
- ✓ Had a career-best two interceptions and added a TFL and four total tackles against Kansas
- ✓ Had five solo tackles and a pass breakup at OSU
- ✓ Returned an interception 37 yards and added four tackles against TCU
- ✓ Had three tackles, including first career sack at TTU
- ✓ Had an interception, assisted on a TFL and recorded five tackles against Kansas State
- ✓ Had his second career interception and returned it 54 yards for a touchdown and added six tackles vs. BYU
- ✓ Led the team with a career-best 11 tackles, nine solo, and assisted on a TFL and added two pass breakups against Youngstown State

### 2016 Game-By-Game

Opponent	UT/AT/TT	TFL	Sacks	FF	FR	Int	PBU
Missouri	3/0/3	0	0	0	0	0	1
Youngstown St.	9/2/11	0.5/0	0	0	0	0	2
BYU	1/5/6	0	0	0	0	1-54	0
Kansas State	3/2/5	0.5/1	0	0	0	1-0	1
Texas Tech	3/0/3	1/11	1/11	0	0	0	0
TCU	4/0/4	0	0	0	0	1-37	0
Oklahoma State	5/0/5	0	0	0	0	0	1
Kansas	3/1/4	1/1	0	0	0	2-0	0
Texas	5/4/9	0	0	0	0	1-3	1
Oklahoma	1/0/1	0	0	0	0	1-0	0
Iowa State	6/3/9	0	0	1	0	1-7	1
Baylor	2/0/2	0	0	0	0	0	0
<b>Totals</b>	<b>45/17/62</b>	<b>3/13</b>	<b>1/11</b>	<b>1</b>	<b>0</b>	<b>8-101</b>	<b>7</b>

### 2016 Season-Game Bests

Unassisted Tackles..... 9 vs. Youngstown State  
Assisted Tackles..... 5 vs. BYU  
Total Tackles..... 11 vs. Youngstown State  
Tackles For Loss..... 1 at Texas Tech, vs. Kansas  
Sacks..... 1 at Texas Tech  
Forced Fumbles..... 1 at Iowa State  
Fumble Recoveries.....  
Interceptions..... 2 vs. Kansas  
Pass Breakups..... 2 vs. Youngstown State

### Career Bests

Unassisted Tackles..... 9 vs. Youngstown State (\*16)  
Assisted Tackles..... 5 vs. BYU (\*16)  
Total Tackles..... 11 vs. Youngstown State (\*16)  
Tackles For Loss..... 1 at Texas Tech (\*16), vs. Kansas (\*16)  
Sacks..... 1 at Texas Tech (\*16)  
Forced Fumbles..... 1 at Baylor (\*15), at Iowa State (\*16)  
Fumble Recoveries..... 1 at Baylor (\*15)  
Interceptions..... 2 vs. Kansas (\*16)  
Pass Breakups..... 2 vs. Youngstown State (\*16)

### Douglas' Defensive Statistics

Year	GP	T/A/TT	TFL	Sacks	INT	PB	FF	FR
2016	12	45/17/62	3/13	1/11	8	7	1	0
2015	11	6/2/8	0	0	1	1	1	0
<b>Totals</b>	<b>23</b>	<b>51/19/70</b>	<b>3/13</b>	<b>1/11</b>	<b>9</b>	<b>8</b>	<b>2</b>	<b>0</b>



## MAURICE FLEMING

Height: 5-11 | Weight: 203 | Class: Redshirt Senior  
Last School: Iowa | Hometown: Chicago, Ill

### 2016 Notes

- ✓ Has played in 11 games and has six starts
- ✓ Recovered first career fumble, had two PBUs and added three tackles at Iowa State
- ✓ Had a career-high-tying eight solo tackles and a PBU against Oklahoma
- ✓ Had a career-best nine tackles and two PBUs at Texas
- ✓ Notched four solo tackles against Kansas
- ✓ Had six solo tackles, with one for a loss, at Oklahoma State
- ✓ Recorded three tackles at Texas Tech
- ✓ Had three tackles against Kansas State
- ✓ Forced a fumble, had a game-saving interception and added seven tackles, all career-bests, against BYU
- ✓ Recorded a pair of solo tackles and a pass breakup against Youngstown State
- ✓ Had a tackle in his WVU debut against Missouri

### 2016 Game-By-Game

Opponent	UT/AT/TT	TFL	Sacks	FF	FR	Int	PBU
Missouri	1/0/1	0	0	0	0	0	0
Youngstown St.	2/0/2	0	0	0	0	0	1
BYU	6/1/7	0	0	1	0	1-2	1
Kansas State	2/1/3	0	0	0	0	0	0
Texas Tech	3/0/3	0	0	0	0	0	0
TCU	0/0/0	0	0	0	0	0	0
Oklahoma State	6/0/6	1/1	0	0	0	0	0
Kansas	4/0/4	0	0	0	0	0	0
Texas	8/1/9	0	0	0	0	0	2
Oklahoma	8/0/8	0	0	0	0	0	1
Iowa State	2/1/3	0	0	0	1/0	0	2
Baylor			DNP				
<b>Totals</b>	<b>42/4/46</b>	<b>1/1</b>	<b>0</b>	<b>1</b>	<b>1/0</b>	<b>1-2</b>	<b>7</b>

### 2016 Season-Game Bests

Unassisted Tackles..... 8 at Texas, vs. Oklahoma  
 Assisted Tackles..... 1 vs. BYU, vs. Kansas State, at Texas  
 Total Tackles..... 9 at Texas  
 Tackles For Loss..... 1 at Oklahoma State  
 Sacks.....  
 Forced Fumbles..... 1 vs. BYU  
 Fumble Recoveries..... 1 at Iowa State  
 Interceptions..... 1 vs. BYU  
 Pass Breakups..... 2 at Texas, at Iowa State

### Fleming's Defensive Statistics

Year	GP	T/A/TT	TFL	Sacks	INT	PB	FF	FR
2016	11	42/4/46	1/1	0	1	7	1	1



## JARROD HARPER

Height: 6-0 | Weight: 210 | Class: Redshirt Senior  
Last School: Mountain Ridge | Hometown: Frostburg, Md.

### 2016 Notes

- ✓ Has played in 50 career games with 21 starts
- ✓ Third on the team in tackles with 66
- ✓ Tied for second on the team with seven tackles vs. Baylor
- ✓ Recorded seven tackles, including one TFL, at Iowa State
- ✓ Recorded six tackles, all solo, at Texas
- ✓ Led the team with career-best seven solo tackles vs. Kansas
- ✓ Had five tackles with a tackle for loss at Oklahoma State
- ✓ Notched four tackles, all solo, at Texas Tech
- ✓ Led the team with a career-high-tying eight tackles, six solo, vs. Kansas State
- ✓ Second on the team with a career-best eight tackles vs. BYU
- ✓ Third on the team with six tackles vs. Youngstown State
- ✓ Recorded four solo tackles and a pass breakup vs. Missouri

### 2016 Game-By-Game

Opponent	UT/AT/TT	TFL	Sacks	FF	FR	Int	PBU
Missouri	4/0/4	0	0	0	0	0	1
Youngstown St.	5/1/6	0	0	0	0	0	0
BYU	3/5/8	0	0	0	0	0	0
Kansas State	6/2/8	0	0	0	0	0	0
Texas Tech	4/0/4	0	0	0	0	0	0
TCU	0/1/1	0	0	0	0	0	0
Oklahoma State	4/1/5	1/1	0	0	0	0	0
Kansas	7/0/7	0	0	0	0	0	0
Texas	6/0/6	0	0	0	0	0	0
Oklahoma	1/2/3	0	0	0	0	0	0
Iowa State	4/3/7	1/2	0	0	0	0	0
Baylor	5/2/7	0	0	0	0	0	0
<b>Totals</b>	<b>49/17/66</b>	<b>2/3</b>	<b>0</b>	<b>0</b>	<b>0</b>	<b>0</b>	<b>1</b>

### 2016 Season-Game Bests

Unassisted Tackles..... 7 vs. Kansas  
 Assisted Tackles..... 5 vs. BYU  
 Total Tackles..... 8 vs. BYU ('16), vs. Kansas State ('16)  
 Tackles For Loss..... 1 at Oklahoma State, at Iowa State  
 Sacks.....  
 Forced Fumbles.....  
 Fumble Recoveries.....  
 Interceptions.....  
 Pass Breakups..... 1 vs. Missouri

### Career Bests

Unassisted Tackles..... 7 vs. Kansas ('16)  
 Assisted Tackles..... 5 vs. BYU ('16)  
 Total Tackles..... 8 vs. BYU ('16), vs. Kansas State ('16)  
 Tackles For Loss..... 1 (6 times)  
 Sacks..... 1 vs. Towson ('14)  
 Forced Fumbles..... 1 at Kansas ('13)  
 Fumble Recoveries..... 1 at Kansas ('15)  
 Interceptions.....  
 Pass Breakups..... 2 vs. OSU ('15), vs. TCU ('15)

### Harper's Defensive Statistics

Year	GP	T/A/TT	TFL	Sacks	INT	PB	FF	FR
2016	12	49/17/66	2/3	0	0	1	0	0
2015	13	29/7/36	3/10	0	0	4	0	1
2014	13	9/4/13	1/9	1/9	0	0	0	0
2013	12	6/4/10	0	0	0	0	1	0
<b>Totals</b>	<b>50</b>	<b>93/32/125</b>	<b>6/22</b>	<b>1/9</b>	<b>0</b>	<b>5</b>	<b>1</b>	<b>1</b>



## DARRIEN HOWARD

Height: 6-1 | Weight: 300 | Class: Senior  
Last School: Chaminade-Julienne | Hometown: Dayton, Ohio.

### 2016 Notes

- ✓ Has played in 37 career games with 12 starts
- ✓ Ranks No. 4 in the Big 12 in fumbles recovered (2)
- ✓ Recovered first two career fumbles and added four tackles against Baylor
- ✓ Had six tackles, including a sack at Iowa State
- ✓ Recorded a career-best 10 tackles against Oklahoma
- ✓ Posted a then career-best seven tackles at Texas
- ✓ Had three tackles against Kansas
- ✓ Finished with six tackles at Oklahoma State
- ✓ Had a sack and four total tackles vs. TCU
- ✓ Forced his first career fumble, had a career-best two TFLs, including a sack for a loss of 22 yards, at TTU
- ✓ Tied a career best with a TFL and four solo tackles vs. Kansas State
- ✓ Notched four tackles against BYU
- ✓ Earned his first career start and had six tackles, four solo, against Missouri

### 2016 Game-By-Game

Opponent	UT/AT/TT	TFL	Sacks	FF	FR	Int	PBU
Missouri	4/2/6	0	0	0	0	0	0
Youngstown St.	0/1/1	0	0	0	0	0	0
BYU	1/3/4	0	0	0	0	0	0
Kansas State	4/0/4	1/1	0	0	0	0	0
Texas Tech	3/1/4	2/23	1/22	1	0	0	0
TCU	3/1/4	1/3	1/3	0	0	0	0
Oklahoma State	3/3/6	0	0	0	0	0	0
Kansas	2/1/3	0	0	0	0	0	0
Texas	5/2/7	0	0	0	0	0	0
Oklahoma	7/3/10	0	0	0	0	0	0
Iowa State	3/3/6	1/3	0	0	0	0	0
Baylor	3/1/4	0	0	0	2/0	0	0
<b>Totals</b>	<b>38/21/59</b>	<b>5/30</b>	<b>3/28</b>	<b>1</b>	<b>2/0</b>	<b>0</b>	<b>0</b>

### 2016 Season-Game Bests

Unassisted Tackles..... 7 vs. Oklahoma  
 Assisted Tackles..... 3 vs. (3 times)  
 Total Tackles..... 10 vs. Oklahoma ('16)  
 Tackles For Loss..... 2 at Texas Tech  
 Sacks..... 1 (3 times)  
 Forced Fumbles..... 1 at Texas Tech  
 Fumble Recoveries..... 2 vs. Baylor  
 Interceptions.....  
 Pass Breakups.....

### Career Bests

Unassisted Tackles..... 7 vs. Oklahoma ('16)  
 Assisted Tackles..... 3 (3 times)  
 Total Tackles..... 10 vs. Oklahoma ('16)  
 Tackles For Loss..... 2 at Texas Tech  
 Sacks..... 1 (4 times)  
 Forced Fumbles..... 1 at Texas Tech ('16)  
 Fumble Recoveries..... 2 vs. Baylor ('16)  
 Interceptions.....  
 Pass Breakups..... 1 vs. Liberty ('15)

### Howard's Defensive Statistics

Year	GP	T/A/TT	TFL	Sacks	INT	PB	FF	FR
2016	12	38/21/59	5/30	3/28	0	0	1	2
2015	13	13/3/16	3/12	1/3	0	1	0	0
2014	8	2/2/4	0.5/1	0	0	0	0	0
2013	4	4/2/6	0	0	0	0	0	0
<b>Totals</b>	<b>37</b>	<b>57/28/85</b>	<b>8.5/43</b>	<b>4/31</b>	<b>0</b>	<b>1</b>	<b>1</b>	<b>2</b>



## NANA KYEREMEH

Height: 5-10 | Weight: 191 | Class: Redshirt Senior  
Last School: Thomas Worthington | Hometown: Worthington, Ohio.

### 2016 Notes

- ✓ Has played in 42 career games
- ✓ Notched three tackles, all solo, against Kansas
- ✓ Recovered his second career fumble against TCU
- ✓ Recorded three tackles against Kansas State
- ✓ Had a season-best four tackles against BYU
- ✓ Had a solo tackle and a pass breakup vs. Missouri

### 2016 Game-By-Game

Opponent	UT/AT/TT	TFL	Sacks	FF	FR	Int	PBU
Missouri	1/0/1	0	0	0	0	0	1
Youngstown St.	1/0/1	0	0	0	0	0	0
BYU	2/2/4	0	0	0	0	0	0
Kansas State	2/1/3	0	0	0	0	0	0
Texas Tech	0/0/0	0	0	0	0	0	0
TCU	0/0/0	0	0	0	1-0	0	0
Oklahoma State	0/0/0	0	0	0	0	0	0
Kansas	3/0/3	0	0	0	0	0	0
Texas	0/0/0	0	0	0	0	0	0
Oklahoma	0/0/0	0	0	0	0	0	0
Iowa State	1/0/1	0	0	0	0	0	0
Baylor	0/0/0	0	0	0	0	0	0
<b>Totals</b>	<b>10/3/13</b>	<b>0</b>	<b>0</b>	<b>0</b>	<b>1-0</b>	<b>0</b>	<b>1</b>

### 2016 Season-Game Bests

Unassisted Tackles..... 3 vs. Kansas  
Assisted Tackles..... 2 vs. BYU  
Total Tackles..... 4 vs. BYU  
Tackles For Loss.....  
Sacks.....  
Forced Fumbles.....  
Fumble Recoveries..... 1 vs. TCU  
Interceptions.....  
Pass Breakups..... 1 vs. Missouri

### Career Bests

Unassisted Tackles..... 5 at TCU ('15)  
Assisted Tackles..... 2 vs. James Madison ('12), vs. BYU ('16)  
Total Tackles..... 5 at TCU ('15), at Kansas ('15)  
Tackles For Loss..... 0.5 vs. Georgia Southern ('15)  
Sacks.....  
Forced Fumbles..... 1 vs. Texas ('15)  
Fumble Recoveries..... 1 vs. TCU ('12) 1 vs. TCU ('16)  
Interceptions..... 1 vs. Kansas ('15)  
Pass Breakups..... 1 (4 times)

### Kyeremeh's Defensive Statistics

Year	GP	T/A/TT	TFL	Sacks	INT	PB	FF	FR
2016	12	10/3/13	0	0	0	1	0	1
2015	13	15/5/20	0.5/1	0	1	1	1	0
2014	4	1/0/1	0	0	0	0	0	0
2012	13	11/5/16	0	0	0	2	0	1
<b>Totals</b>	<b>42</b>	<b>37/13/50</b>	<b>0.5/1</b>	<b>0</b>	<b>1</b>	<b>4</b>	<b>1</b>	<b>2</b>



## DAVID LONG

Height: 5-11 | Weight: 223 | Class: Redshirt Freshman  
Last School: Winton Woods | Hometown: Cincinnati, Ohio.

### 2016 Notes

- ✓ Has played in 12 career games with nine starts
- ✓ Recorded four tackles vs. Baylor
- ✓ Had six tackles at Iowa State
- ✓ Finished with nine tackles against Oklahoma
- ✓ Had a career-best 10 tackles with his second career sack for a loss of four yards at Texas
- ✓ Posted three tackles against Kansas
- ✓ Recorded three tackles at Oklahoma State
- ✓ Had four total tackles, including a sack vs. TCU
- ✓ Notched a career-best five tackles and assisted on a TFL at Texas Tech
- ✓ Made his first career start and had a TFL for a loss of six yards with three solo tackles against Kansas State
- ✓ Recorded two tackles against BYU
- ✓ Had four solo tackles in his career debut against Missouri

### 2016 Game-By-Game

Opponent	UT/AT/TT	TFL	Sacks	FF	FR	Int	PBU
Missouri	4/0/4	0	0	0	0	0	0
Youngstown St.	0/0/0	0	0	0	0	0	0
BYU	0/2/2	0	0	0	0	0	0
Kansas State	3/0/3	1/6	0	0	0	0	0
Texas Tech	3/2/5	0.5/1	0	0	0	0	0
TCU	3/1/4	1/5	1/5	0	0	0	0
Oklahoma State	2/1/3	0	0	0	0	0	0
Kansas	2/1/3	0	0	0	0	0	0
Texas	7/3/10	1/4	1/4	0	0	0	0
Oklahoma	5/4/9	0	0	0	0	0	0
Iowa State	1/5/6	0	0	0	0	0	0
Baylor	3/1/4	0	0	0	0	0	0
<b>Totals</b>	<b>33/20/53</b>	<b>3.5/16</b>	<b>2/9</b>	<b>0</b>	<b>0</b>	<b>0</b>	<b>0</b>

### 2016 Season-Game Bests

Unassisted Tackles..... 7 at Texas  
Assisted Tackles..... 5 at Iowa State  
Total Tackles..... 10 at Texas  
Tackles For Loss..... 1 vs. Kansas State, vs. TCU, at Texas  
Sacks..... 1 vs. TCU, at Texas  
Forced Fumbles.....  
Fumble Recoveries.....  
Interceptions.....  
Pass Breakups.....

### Long's Defensive Statistics

Year	GP	T/A/TT	TFL	Sacks	INT	PB	FF	FR
2016	12	33/20/53	3.5/16	2/9	0	0	0	0



## NOBLE NWACHUKWU

Height: 6-2 | Weight: 275 | Class: Redshirt Senior  
Last School: Wylie | Hometown: Wylie, Texas.

### 2016 Notes

- ✓ Has played in 46 career games and started 37
- ✓ Leads the team lead with four sacks and 7.5 TFLs
- ✓ Forced his third career fumble and had a sack for a loss of seven yards against Baylor
- ✓ Recorded first career fumble recovery and added a PBU and two tackles while assisting on a TFL at Iowa State
- ✓ Had three tackles vs. Oklahoma
- ✓ Posted four tackles against Kansas
- ✓ Had a career-high-tying seven tackles, with one for a loss, at Oklahoma State
- ✓ Notched three solo tackles, including a sack vs. TCU
- ✓ Had a TFL for a loss of four yards with two tackles at Texas Tech
- ✓ Picked up a sack and three total tackles against K-State
- ✓ Had a sack for a loss of six yards and three tackles vs. BYU
- ✓ Recorded four solo tackles against Youngstown State
- ✓ Had a solo tackle against Missouri

### 2016 Game-By-Game

Opponent	UT/AT/TT	TFL	Sacks	FF	FR	Int	PBU
Missouri	1/0/1	0	0	0	0	0	0
Youngstown St.	4/0/4	0	0	0	0	0	0
BYU	2/1/3	1/6	1/6	0	0	0	0
Kansas State	3/0/3	1/2	1/2	0	0	0	0
Texas Tech	2/0/2	1/4	0	0	0	0	0
TCU	3/0/3	2/10	1/9	0	0	0	1
Oklahoma State	6/1/7	1/2	0	0	0	0	0
Kansas	3/1/4	0	0	0	0	0	0
Texas			DNP				
Oklahoma	1/2/3	0	0	0	0	0	0
Iowa State	0/2/2	0.5/1	0	0	1/0	0	1
Baylor	2/0/2	1/7	1/7	1	0	0	0
<b>Totals</b>	<b>27/7/34</b>	<b>7.5/32</b>	<b>4/24</b>	<b>1</b>	<b>1/0</b>	<b>0</b>	<b>1</b>

### 2016 Season-Game Bests

Unassisted Tackles..... 6 at Oklahoma State  
Assisted Tackles..... 2 vs. Oklahoma  
Total Tackles..... 7 at Oklahoma State  
Tackles For Loss..... 2 vs. TCU  
Sacks..... 1 (4 times)  
Forced Fumbles..... 1 vs. Baylor  
Fumble Recoveries..... 1 at Iowa State  
Interceptions.....  
Pass Breakups..... 1 at Iowa State

### Career Bests

Unassisted Tackles..... 6 at K-State ('15), at OSU ('16)  
Assisted Tackles..... 5 vs. Alabama ('14)  
Total Tackles..... 7 at TCU ('15), at Oklahoma State ('16)  
Tackles For Loss..... 3 vs. Texas ('15), at K-State ('15)  
Sacks..... 3 vs. Texas ('15)  
Forced Fumbles..... 1 (3 times)  
Fumble Recoveries..... 1 at Iowa State ('16)  
Interceptions.....  
Pass Breakups..... 1 (6 times)

### Nwachukwu's Defensive Statistics

Year	GP	T/A/TT	TFL	Sacks	INT	PB	FF	FR
2016	11	27/7/34	7.5/32	3/24	0	1	1	1
2015	13	37/10/47	13/52	8.5/46	0	1	1	0
2014	13	21/13/34	8/30	2/16	0	4	0	0
2013	9	4/1/5	1/8	1/8	0	0	1	0
<b>Totals</b>	<b>46</b>	<b>86/31/117</b>	<b>29.5/122</b>	<b>15.5/94</b>	<b>0</b>	<b>6</b>	<b>3</b>	<b>1</b>



## XAVIER PRESTON

Height: 6-2 | Weight: 240 | Class: Junior  
Last School: Jensen Beach | Hometown: Stuart, Fla.

### 2016 Notes

- ✓ Has played in 31 career games
- ✓ Had a season-high-tying two solo tackles at Texas
- ✓ Recorded a pair of solo tackles against Kansas
- ✓ Had his first career sack for a loss of five yards at OSU
- ✓ Assisted on a tackle at Texas Tech
- ✓ Had a QB hurry against Kansas State
- ✓ Recorded a solo tackle vs. BYU
- ✓ Made his season debut and had a pair of solo tackles vs. Youngstown State

### 2016 Game-By-Game

Opponent	UT/AT/TT	TFL	Sacks	FF	FR	Int	PBU
Missouri			DNP				
Youngstown St.	2/0/2	0	0	0	0	0	0
BYU	1/0/1	0	0	0	0	0	0
Kansas State	0/0/0	0	0	0	0	0	0
Texas Tech	0/1/1	0	0	0	0	0	0
TCU	0/0/0	0	0	0	0	0	0
Oklahoma State	1/0/1	1/5	1/5	0	0	0	0
Kansas	2/0/2	0	0	0	0	0	0
Texas	2/0/2	0	0	0	0	0	0
Oklahoma	0/1/1	0	0	0	0	0	0
Iowa State			DNP				
Baylor			DNP				
<b>Totals</b>	<b>8/2/10</b>	<b>1/5</b>	<b>1/5</b>	<b>0</b>	<b>0</b>	<b>0</b>	<b>0</b>

### 2016 Season-Game Bests

Unassisted Tackles..... 2 (3 times)  
 Assisted Tackles..... 1 at Texas Tech, vs. Oklahoma  
 Total Tackles..... 2 (3 times)  
 Tackles For Loss..... 1 at Oklahoma State  
 Sacks..... 1 at Oklahoma State  
 Forced Fumbles.....  
 Fumble Recoveries.....  
 Interceptions.....  
 Pass Breakups.....

### Career Bests

Unassisted Tackles..... 3 at Baylor ('15)  
 Assisted Tackles..... 3 at Baylor ('15)  
 Total Tackles..... 6 at Baylor ('15)  
 Tackles For Loss..... 2 at Baylor ('15)  
 Sacks..... 1 at Oklahoma State ('16)  
 Forced Fumbles.....  
 Fumble Recoveries.....  
 Interceptions.....  
 Pass Breakups.....

### Preston's Defensive Statistics

Year	GP	T/A/TT	TFL	Sacks	INT	PB	FF	FR
2016	9	8/2/10	1/5	1/5	0	0	0	0
2015	13	10/8/18	3/7	0	0	0	0	0
2014	9	1/1/2	0	0	0	0	0	0
<b>Totals</b>	<b>31</b>	<b>19/11/30</b>	<b>4/12</b>	<b>1/5</b>	<b>0</b>	<b>0</b>	<b>0</b>	<b>0</b>



## KHAIRI SHARIF

Height: 5-8 | Weight: 184 | Class: Redshirt Senior  
Last School: Cisco JC | Hometown: Houston, Texas

### 2016 Notes

- ✓ Has played in 24 career games
- ✓ Had two tackles at Iowa State
- ✓ Had a solo tackle against Oklahoma
- ✓ Had a solo tackle against Oklahoma State
- ✓ Notched a solo tackle against Texas Tech
- ✓ Recovered first career fumble and added a solo tackle vs. BYU
- ✓ Had two solo tackles against Missouri

### 2016 Game-By-Game

Opponent	UT/AT/TT	TFL	Sacks	FF	FR	Int	PBU
Missouri	2/0/2	0	0	0	0	0	0
Youngstown St.	1/0/1	0	0	0	0	0	0
BYU	1/0/1	0	0	0	1/0	0	0
Kansas State	0/0/0	0	0	0	0	0	0
Texas Tech	1/0/1	0	0	0	0	0	0
TCU	1/0/1	0	0	0	0	0	0
Oklahoma State	1/0/1	0	0	0	0	0	0
Kansas			DNP				
Texas	0/0/0	0	0	0	0	0	0
Oklahoma	1/0/1	0	0	0	0	0	0
Iowa State	1/1/2	0	0	0	0	0	0
Baylor	0/0/0	0	0	0	0	0	0
<b>Totals</b>	<b>9/1/10</b>	<b>0</b>	<b>0</b>	<b>0</b>	<b>1/0</b>	<b>0</b>	<b>0</b>

### 2016 Season-Game Bests

Unassisted Tackles..... 2 vs. Missouri  
 Assisted Tackles..... 1 at Iowa State  
 Total Tackles..... 2 vs. Missouri, at Iowa State  
 Tackles For Loss.....  
 Sacks.....  
 Forced Fumbles.....  
 Fumble Recoveries..... 1 vs. BYU  
 Interceptions.....  
 Pass Breakups.....

### Career Bests

Unassisted Tackles..... 2 vs. Missouri ('16)  
 Assisted Tackles..... 1 at TCU ('15), at Iowa State ('16)  
 Total Tackles..... 2 (3 times)  
 Tackles For Loss.....  
 Sacks.....  
 Forced Fumbles.....  
 Fumble Recoveries..... 1 vs. BYU ('16)  
 Interceptions.....  
 Pass Breakups.....

### Sharif's Defensive Statistics

Year	GP	T/A/TT	TFL	Sacks	INT	PB	FF	FR
2016	11	9/1/10	0	0	0	0	0	1/0
2015	13	5/1/6	0	0	0	0	0	0
<b>Totals</b>	<b>24</b>	<b>14/2/16</b>	<b>0</b>	<b>0</b>	<b>0</b>	<b>0</b>	<b>0</b>	<b>1/0</b>



## ADAM SHULER II

Height: 6-4 | Weight: 267 | Class: Redshirt Freshman  
Last School: Lyman | Hometown: Longwood, Fla.

### 2016 Notes

- ✓ Has played in 12 career games
- ✓ Had his first career sack against Baylor
- ✓ Posted three tackles at Iowa State
- ✓ Notched two tackles, both solo, against Oklahoma
- ✓ Posted four tackles against Kansas
- ✓ Recorded a pair of tackles at Texas Tech
- ✓ Notched a career-best seven tackles against BYU
- ✓ Had six tackles, five solo, and forced a fumble in his career debut against Missouri

### 2016 Game-By-Game

Opponent	UT/AT/TT	TFL	Sacks	FF	FR	Int	PBU
Missouri	5/1/6	0	0	1	0	0	0
Youngstown St.	0/0/0	0	0	0	0	0	0
BYU	2/5/7	0	0	0	0	0	0
Kansas State	0/1/1	0	0	0	0	0	0
Texas Tech	1/1/2	0	0	0	0	0	0
TCU	0/0/0	0	0	0	0	0	0
Oklahoma State	0/1/1	0	0	0	0	0	0
Kansas	2/2/4	0	0	0	0	0	0
Texas	1/1/2	0	0	0	0	0	0
Oklahoma	2/0/2	0	0	0	0	0	0
Iowa State	2/1/3	0	0	0	0	0	0
Baylor	1/1/2	1/1	1/1	0	0	0	0
<b>Totals</b>	<b>16/14/30</b>	<b>1/1</b>	<b>1/1</b>	<b>1</b>	<b>0</b>	<b>0</b>	<b>0</b>

### 2016 Season-Game Bests

Unassisted Tackles..... 5 vs. Missouri  
 Assisted Tackles..... 5 vs. BYU  
 Total Tackles..... 7 vs. BYU  
 Tackles For Loss..... 1 vs. Baylor  
 Sacks..... 1 vs. Baylor  
 Forced Fumbles..... 1 vs. Missouri  
 Fumble Recoveries.....  
 Interceptions.....  
 Pass Breakups.....

### Shuler's Defensive Statistics

Year	GP	T/A/TT	TFL	Sacks	INT	PB	FF	FR
2016	12	16/14/30	1/1	1/1	0	0	1	0





## JEREMY TYLER

Height: 5-11 | Weight: 207 | Class: Senior  
Last School: Martin Luther King | Hometown: Lithonia, Ga.

### 2016 Notes

- ✓ Has played in 45 career games and started 13
- ✓ Had an interception and five tackles against Baylor
- ✓ Recorded a season-best seven tackles with a career-high-tying two PBUs at Iowa State
- ✓ Had six tackles, all solo, against Oklahoma
- ✓ Posted five tackles and a PBU at Texas
- ✓ Had two tackles against Kansas, both solo
- ✓ Recorded three solo tackles at Oklahoma State
- ✓ Had two tackles and a career-best two pass breakups vs. TCU
- ✓ Tied for the team lead with five tackles at Texas Tech
- ✓ Had a TFL and six total tackles against Kansas State
- ✓ Forced a fumble, had an interception and added five tackles and a pass breakup vs. BYU
- ✓ Had five solo tackles vs. Youngstown State
- ✓ Had five tackles, four solo, against Missouri

### 2016 Game-By-Game

Opponent	UT/AT/TT	TFL	Sacks	FF	FR	Int	PBU
Missouri	4/1/5	0	0	0	0	0	1
Youngstown St.	5/0/5	0	0	0	0	0	1
BYU	4/1/5	0	0	1	0	1/0	1
Kansas State	5/1/6	1/3	0	0	0	0	0
Texas Tech	4/1/5	0	0	0	0	0	0
TCU	1/1/2	0	0	0	0	0	2
Oklahoma State	3/0/3	0	0	0	0	0	0
Kansas	2/0/2	0	0	0	0	0	0
Texas	3/2/5	0	0	0	0	0	1
Oklahoma	6/0/6	0	0	0	0	0	0
Iowa State	5/2/7	0	0	0	0	0	2
Baylor	4/1/5	0	0	0	0	1/0	0
<b>Totals</b>	<b>46/10/56</b>	<b>1/3</b>	<b>0</b>	<b>1</b>	<b>0</b>	<b>2/0</b>	<b>8</b>

### 2016 Season-Game Bests

Unassisted Tackles..... 6 vs. Oklahoma  
Assisted Tackles..... 2 at Texas, at Iowa State  
Total Tackles..... 7 at Iowa State  
Tackles For Loss..... 1 vs. Kansas State  
Sacks.....  
Forced Fumbles..... 1 vs. BYU  
Fumble Recoveries.....  
Interceptions..... 1 vs. BYU, vs. Baylor  
Pass Breakups..... 2 vs. TCU, at Iowa State

### Career Bests

Unassisted Tackles..... 7 vs. Iowa State ('13)  
Assisted Tackles..... 3 vs. Iowa State ('13)  
Total Tackles..... 10 vs. Iowa State ('13)  
Tackles For Loss..... 2.5 vs. Iowa State ('13)  
Sacks.....  
Forced Fumbles..... 1 (3 times)  
Fumble Recoveries..... 1 vs. Iowa State ('15)  
Interceptions..... 1 (3 times)  
Pass Breakups..... 2 vs. TCU ('16), at Iowa State ('16)

### Tyler's Defensive Statistics

Year	GP	T/A/TT	TFL	Sacks	INT	PB	FF	FR
2016	12	46/10/56	1/3	0	2/0	8	1	0
2015	12	19/1/20	0	0	1/16	2	1	1
2014	13	7/2/9	0	0	0	0	0	0
2013	8	12/5/17	3/8	0	0	1	1	0
<b>Totals</b>	<b>45</b>	<b>84/18/102</b>	<b>4/11</b>	<b>0</b>	<b>3/16</b>	<b>11</b>	<b>3</b>	<b>1</b>



## SEAN WALTERS

Height: 6-2 | Weight: 227 | Class: Redshirt Senior  
Last School: Hallandale | Hometown: Hollywood, Fla.

### 2016 Notes

- ✓ Has played in 42 career games with three starts
- ✓ Tied a career high assisting on two tackles vs. Baylor
- ✓ Notched a career-high-tying four tackles and his first career PBU at Iowa State
- ✓ Had three tackles, all solo, against Oklahoma
- ✓ Posted a career-high-tying three solo tackles against Kansas
- ✓ Had his first career interception at Texas Tech
- ✓ Collected three solo tackles at Texas Tech, including a nine-yard sack
- ✓ Notched two tackles vs. BYU
- ✓ Recorded three solo tackles, including one TFL, against Youngstown State
- ✓ Made his first career start against Missouri

### 2016 Game-By-Game

Opponent	UT/AT/TT	TFL	Sacks	FF	FR	Int	PBU
Missouri	1/0/1	0	0	0	0	0	0
Youngstown St.	3/0/3	1/3	0	0	0	0	0
BYU	0/2/2	0	0	0	0	0	0
Kansas State	0/0/0	0	0	0	0	0	0
Texas Tech	3/0/3	1/9	1/9	0	0	1/0	0
TCU	0/0/0	0	0	0	0	0	0
Oklahoma State	1/0/1	0	0	0	0	0	0
Kansas	3/0/3	0	0	0	0	0	0
Texas	0/0/0	0	0	0	0	0	0
Oklahoma	3/0/3	0	0	0	0	0	0
Iowa State	2/2/4	0	0	0	0	0	1
Baylor	0/2/2	0	0	0	0	0	0
<b>Totals</b>	<b>16/6/22</b>	<b>2/12</b>	<b>1/9</b>	<b>0</b>	<b>0</b>	<b>1/0</b>	<b>1</b>

### 2016 Season-Game Bests

Unassisted Tackles..... 3 (4 times)  
Assisted Tackles..... 2 vs. BYU, vs. Baylor  
Total Tackles..... 4 at Iowa State  
Tackles For Loss..... 1 vs. Youngstown State, at Texas Tech  
Sacks..... 1 at Texas Tech  
Forced Fumbles.....  
Fumble Recoveries.....  
Interceptions..... 1 at Texas Tech  
Pass Breakups..... 1 at Iowa State

### Career Bests

Unassisted Tackles..... 3 (4 times)  
Assisted Tackles..... 2 (3 times)  
Total Tackles..... 4 (3 times)  
Tackles For Loss..... 1 vs. Maryland ('15), at TTU ('16)  
Sacks..... 1 vs. Maryland ('15), at TTU ('16)  
Forced Fumbles.....  
Fumble Recoveries.....  
Interceptions..... 1 at Texas Tech  
Pass Breakups..... 1 at Iowa State ('16)

### Walters' Defensive Statistics

Year	GP	T/A/TT	TFL	Sacks	INT	PB	FF	FR
2016	12	16/6/22	2/12	1/9	1/0	1	0	0
2015	12	15/3/18	1/10	1/10	0	0	0	0
2014	6	1/0/1	0	0	0	0	0	0
2013	12	3/0/3	0	0	0	0	0	0
<b>Totals</b>	<b>42</b>	<b>35/9/44</b>	<b>3/22</b>	<b>2/19</b>	<b>1/0</b>	<b>1</b>	<b>0</b>	<b>0</b>



## KYZIR WHITE

Height: 6-3 | Weight: 212 | Class: Junior  
Last School: Lackawanna College | Hometown: Macungie, Pa.

### 2016 Notes

- ✓ Has played in 11 career games with 11 starts
- ✓ Second on the team in sacks (3) and third in TFLs (6)
- ✓ Notched two solo tackles and had two PBUs at Iowa State
- ✓ Had seven tackles with a TFL and a forced fumble against Oklahoma
- ✓ Had a career-best two sacks for a loss of 11 yards with his first career forced fumble and fumble recovery while adding five tackles at Texas
- ✓ Had three tackles, all solo, against Kansas
- ✓ Recorded a pair of tackles at Oklahoma State
- ✓ Notched four solo tackles against TCU
- ✓ Led the team with five solo tackles at Texas Tech
- ✓ Recorded a sack for a loss of eight yards with six total tackles and a pass breakup against Kansas State
- ✓ Had one tackle for loss with a team-best and career-high nine tackles vs. BYU
- ✓ Was third on the team with seven tackles, all solo, including a tackle for a loss of two yards while making his first career start vs. Missouri

### 2016 Game-By-Game

Opponent	UT/AT/TT	TFL	Sacks	FF	FR	Int	PBU
Missouri	7/0/7	1/2	0	0	0	0	0
Youngstown St.	1/1/2	0	0	0	0	0	0
BYU	6/3/9	1/1	0	0	0	0	0
Kansas State	5/1/6	1/8	1/8	0	0	0	1
Texas Tech	5/0/5	0	0	0	0	0	0
TCU	4/0/4	0	0	0	0	0	0
Oklahoma State	1/1/2	0	0	0	0	0	0
Kansas	3/0/3	0	0	0	0	0	0
Texas	4/1/5	2/11	2/11	1	1/0	0	0
Oklahoma	6/1/7	1/1	0	1	0	0	0
Iowa State	2/0/2	0	0	0	0	0	2
Baylor							DNP
<b>Totals</b>	<b>44/8/52</b>	<b>6/23</b>	<b>3/19</b>	<b>2</b>	<b>1/0</b>	<b>0</b>	<b>2</b>

### 2016 Season-Game Bests

Unassisted Tackles..... 7 vs. Missouri  
Assisted Tackles..... 3 vs. BYU  
Total Tackles..... 9 vs. BYU  
Tackles For Loss..... 2 at Texas  
Sacks..... 2 at Texas  
Forced Fumbles..... 1 at Texas, vs. Oklahoma  
Fumble Recoveries..... 1 at Texas  
Interceptions.....  
Pass Breakups..... 2 at Iowa State

### White's Defensive Statistics

Year	GP	T/A/TT	TFL	Sacks	INT	PB	FF	FR
2016	11	44/8/52	6/23	3/19	0	2	2	1



# MOUNTAINEER SPECIAL TEAMS



## MIKEMOLINA

Height: 5-8 | Weight: 180 | Class: Redshirt Junior  
Last School: Hurricane | Hometown: Hurricane, W.Va.

### 2016 Notes

- ✓ Has played in 17 career games
- ✓ Ranks No. 39 nationally and No. 3 in the Big 12 in field goals per game
- ✓ Ranks No. 7 in the Big 12 in scoring
- ✓ Ranks No. 4 in Big 12 scoring by kickers
- ✓ Ranks No. 58 nationally in scoring
- ✓ Leads team in scoring with 94 points
- ✓ Career long 50-yard field goal vs. Baylor
- ✓ Hit a season and then career long 44-yard field goal at Texas
- ✓ Converted on two of three field goal attempts vs. Kansas and connected on six PATs to total 12 points in the win
- ✓ Season and career-long 39-yard FG vs. Kansas
- ✓ Connected on two of three field goals at Oklahoma State with a long of 36 yards
- ✓ Connected on two of three field goals vs. TCU with a long of 38 yards
- ✓ Two of three field goals at Texas Tech to go along with nine kickoffs for a 61.4 avg.
- ✓ Seven kickoffs vs. Youngstown State for a 63.0 average to go along with a 33-yard field goal
- ✓ 4-for-4 in field goals vs. Missouri with a long of 33 yards
- ✓ Seven kickoffs vs. Missouri, totalling 435 yards for a 62.1 average with four touchbacks

### 2016 Game-By-Game

Opponent	FGM/FGA	Pct.	Long	XP/XPA	Pts.
Missouri	4/4	1.000	33	2/2	14
Youngstown St.	1/2	.500	32	5/5	8
BYU	0/0	.000	0	5/5	5
Kansas State	0/0	.000	0	2/2	2
Texas Tech	2/3	.666	34	6/6	12
TCU	2/3	.666	38	4/4	10
Oklahoma State	2/3	.666	36	2/2	8
Kansas	2/3	.666	39	6/6	12
Texas	1/1	1.000	44	3/3	6
Oklahoma	0/0	0.00	0	4.4	4
Iowa State	0/0	0.00	0	7/7	7
Baylor	1/3	.333	50	3/3	6
<b>Totals</b>	<b>15/22</b>	<b>.681</b>	<b>50</b>	<b>49/49</b>	<b>94</b>

### 2016 FG SEQUENCE

Missouri	(19), (26), (21), (33)
Youngstown St.	30, (32)
BYU	--
Kansas State	--
Texas Tech	43, (34), (22)
TCU	47, (38), (26)
Oklahoma State	(36), 39, (21)
Kansas	(35), 27, (39)
Texas	(44)
Oklahoma	--
Iowa State	--
Baylor	46, (50), 31

Numbers in (parentheses) indicate FG was made.

### 2016 Season-Game Bests

Field Goals Made	4 vs. Missouri
Field Goals Attempted	4 vs. Missouri
Field Goal Percentage	1.000 vs. Missouri, Texas
Longest Field Goal	50 vs. Baylor
Extra Points Made	7 vs. Iowa State
Extra Points Attempted	7 vs. Iowa State
Most Kickoff Yards	537 vs. Kansas
Best Kickoff Average	65.0 vs. Texas
Most Touchbacks	5 vs. Texas Tech

### Molina's Field Goal Statistics

Year	FG/A	Pct.	1/29	30/39	40/49	50+	LG
2016	15/22	.681	6/7	7/10	1/4	1/1	50
2015	0	0	0	0	0	0	0
<b>Totals</b>	<b>15/22</b>	<b>.681</b>	<b>6/7</b>	<b>7/10</b>	<b>1/3</b>	<b>1/1</b>	<b>50</b>

### Molina's Kickoff Statistics

Year	Kickoffs	Yards	Avg.	TB
2016	76	4,413	58.1	23
2015	8	510	63.8	3
<b>Totals</b>	<b>84</b>	<b>4,923</b>	<b>58.6</b>	<b>26</b>



## BILLYKINNEY

Height: 6-4 | Weight: 213 | Class: Redshirt Sophomore  
Last School: University | Hometown: Morgantown, W.Va.

### 2016 Notes

- ✓ Has played in 12 career games
- ✓ Ranks No. 5 in the Big 12 in punting (41.4)
- ✓ Ranks No. 59 nationally in punting
- ✓ Has five punts of 50 or more yards on the season and has placed 14 punts inside the opponents 20
- ✓ Averaged 40.0 yards in the snow, wind and cold vs. Oklahoma with a long punt of 47 yards
- ✓ Great effort at Texas swinging field position for the Mountaineers. Finished with five punts for a 44.6 avg., two punts of 50 yards and placed two inside the Longhorn 20
- ✓ Three punts for a 42.7 avg. vs. Kansas with a long of 47 yards
- ✓ Three punts at Oklahoma State for 136 yards at a 45.3 average; long punt went for 49 yards
- ✓ Five punts vs. TCU for a 43.2 avg. with a long of 47 yards and placed two punts inside the 20
- ✓ One punt at Texas Tech for 45 yards
- ✓ Four punts vs. Kansas State for a 40.0 avg. and a long of 46 yards. Also placed two punts inside the KSU 20
- ✓ Three punts for a 41.0 avg. and a long of 46 yards vs. BYU
- ✓ Great day punting against Youngstown State with four punts for a 49.2 avg. Long punt went for 55 yards
- ✓ Booted five punts vs. Missouri for 227 yards and a 45.4 average
- ✓ Long punt went for 53 yards, and placed one punt inside the 20 vs. Missouri

### 2016 Game-By-Game

Opponent	Punts	Yds.	Avg.	Lg.	TB	FC	50+	I-20
Missouri	5	227	45.4	53	2	1	1	1
Youngstown St.	4	197	49.2	55	1	0	2	1
BYU	3	123	41.0	46	0	1	0	1
Kansas State	4	160	40.0	46	0	1	0	2
Texas Tech	1	45	45.0	45	0	0	0	0
TCU	5	216	43.2	47	0	1	0	2
Oklahoma State	3	136	45.3	49	1	1	0	0
Kansas	3	128	42.7	47	0	3	0	1
Texas	5	223	44.6	50	0	2	2	2
Oklahoma	5	200	40.0	47	0	4	0	0
Iowa State	6	217	36.2	49	0	3	0	2
Baylor	7	237	33.9	42	1	2	0	2
<b>Totals</b>	<b>51</b>	<b>2,109</b>	<b>41.4</b>	<b>55</b>	<b>5</b>	<b>19</b>	<b>5</b>	<b>14</b>

### 2016 Season-Game Bests

Most Punts	7 vs. Baylor
Longest Punt	55 vs. Youngstown St.
Best Punting Average	49.2 vs. Youngstown St.
Punts Inside the 20-Yard Line	2 vs. 5 teams - latest Baylor
Punts of More Than 50 Yards	2 vs. Youngstown St., Texas

### Kinney's Punting Statistics

Year	Punts	Yards	Avg.	Long	TB	FC	50+	I-20
2016	51	2,109	41.4	55	5	19	5	14



## SHELTON GIBSON

Height: 6-0 | Weight: 198 | Class: Redshirt Junior  
Last School: Cleveland Heights | Hometown: Cleveland, Ohio

### 2016 Notes

- ✓ Has played in 37 career games
- ✓ Ranks No. 5 in the Big 12 and No. 61 nationally in kickoff return average
- ✓ Two kickoff returns for 42 yards vs. Baylor. Both returns went for 21 yards for a 21.0 avg.
- ✓ Four kickoff returns for 86 yards vs. Oklahoma with a long of 26
- ✓ Two kickoff returns at Texas with a long of 20 yards
- ✓ Strong day vs. Kansas with two kickoff returns for 81 yards; Long return vs. Jayhawks went for 51 yards, and also collected a 30-yard return
- ✓ One kickoff return at Oklahoma State for 27 yards
- ✓ Two kickoff returns vs. TCU for 53 yards, with a long of 31
- ✓ One kickoff return at Texas Tech for 25 yards
- ✓ Three kickoff returns vs. Kansas State for 56 yards with a long of 19 yards
- ✓ Six kickoff returns vs. BYU for a 19.8 avg. Long return went for 36 yards. Also turned in kickoff returns of 30 and 20 yards vs. the Cougars
- ✓ One kickoff return vs. Youngstown St. for 17 yards
- ✓ Returned two kickoffs vs. Missouri for 64 yards. Long return went for 34 yards

### 2016 Game-By-Game Kickoff Return Statistics

Opponent	No.	Yards	Avg.	TDs	Long
Missouri	2	64	32.0	0	34
Youngstown St.	1	17	17.0	0	17
BYU	6	119	19.8	0	36
Kansas State	3	56	18.7	0	19
Texas Tech	1	25	25.0	0	25
TCU	2	53	26.5	0	31
Oklahoma State	1	27	27.0	0	27
Kansas	2	81	40.5	0	51
Texas	2	25	12.5	0	20
Oklahoma	4	86	21.5	0	26
Iowa State	1	11	11.0	0	11
Baylor	2	42	21.0	0	21
<b>Totals</b>	<b>27</b>	<b>606</b>	<b>22.4</b>	<b>0</b>	<b>51</b>

### 2016 Single-Game Bests

Kickoff Returns ..... 6 vs. BYU  
Kickoff Return Yards ..... 119 vs. BYU  
Touchdowns.....  
Long Return..... 51 vs. Kansas

### Career Bests

Kickoff Returns ..... 6 vs. BYU ('16)  
Kickoff Return Yards ..... 185 at Baylor ('15)  
Touchdowns..... 1 at Baylor ('15)  
Long Return..... 100 at Baylor ('15)

### Gibson's Kickoff Return Statistics

Year	Games	No.	Yards	Avg.	TD	Long
2016	12	27	606	22.4	0	51
2015	13	11	361	32.8	1	100
2014	12	13	250	19.2	0	42
<b>Totals</b>	<b>37</b>	<b>51</b>	<b>1,217</b>	<b>23.9</b>	<b>1</b>	<b>100</b>



## GARY JENNINGS

Height: 6-2 | Weight: 203 | Class: Sophomore  
Last School: Colonial Forge | Hometown: Stafford, Va.

### 2016 Notes

- ✓ Has played in 25 career games
- ✓ Two punt returns vs. TCU for nine yards
- ✓ One kickoff return vs. Youngstown St. for 21 yards to go along with a long punt return of 18 yards
- ✓ Returned four punts vs. Missouri with a long of eight yards

### 2016 Game-By-Game Punt Return Statistics

Opponent	No.	Yards	Avg.	TDs	Long
Missouri	4	7	1.8	0	8
Youngstown St.	2	17	8.5	0	18
BYU	0	0	0.0	0	0
Kansas State	3	-4	-1.3	0	4
Texas Tech	2	4	2.0	0	3
TCU	2	9	4.5	0	9
Oklahoma State	2	1	0.50	0	2
Kansas	2	2	1.0	0	8
Texas	3	-3	-1.0	0	1
Oklahoma	1	6	6.0	0	6
Iowa State	0	0	0.0	0	0
Baylor	0	0	0.0	0	0
<b>Totals</b>	<b>21</b>	<b>39</b>	<b>1.9</b>	<b>0</b>	<b>18</b>

### 2016 Game-By-Game Kickoff Return Statistics

Opponent	No.	Yards	Avg.	TDs	Long
Missouri	0	0	0.0	0	0
Youngstown St.	1	21	21.0	0	21
BYU	0	0	0.0	0	0
Kansas State	0	0	0.0	0	0
Texas Tech	0	0	0.0	0	0
TCU	0	0	0.0	0	0
Oklahoma State	0	0	0.0	0	0
Kansas	0	0	0.0	0	0
Texas	0	0	0.0	0	0
Oklahoma	0	0	0.0	0	0
Iowa State	0	0	0.0	0	0
Baylor	1	7	7.0	0	7
<b>Totals</b>	<b>2</b>	<b>28</b>	<b>14.0</b>	<b>0</b>	<b>21</b>

### 2016 Single-Game Bests

Punt Returns..... 4 vs. Missouri  
Punt Return Yards ..... 17 vs. Youngstown St.  
Touchdowns.....  
Long Punt Return ..... 18 vs. Youngstown St  
Kickoff Returns ..... 1 vs. Youngstown St., Baylor  
Kickoff Return Yards ..... 21 vs. Youngstown St.  
Touchdowns.....  
Long Kickoff Return ..... 21 vs. Youngstown St.

### Career Bests

Punt Returns..... 4 vs. Missouri ('16)  
Punt Return Yards ..... 21 vs. Arizona State ('15)  
Touchdowns.....  
Long Return..... 21 vs. Arizona State ('15)  
Kickoff Returns ..... 3 at Baylor ('15)  
Kickoff Return Yards ..... 64 at Baylor ('15)  
Touchdowns.....  
Long Kickoff Return ..... 35 at Kansas State ('15)

### Jennings' Punt Return Statistics

Year	Games	No.	Yards	Avg.	TD	Long
2016	12	21	39	1.9	0	18
2015	13	13	69	5.3	0	21
<b>Totals</b>	<b>25</b>	<b>34</b>	<b>108</b>	<b>3.2</b>	<b>0</b>	<b>21</b>

### Jennings' Kickoff Return Statistics

Year	Games	No.	Yards	Avg.	TD	Long
2016	12	2	28	14.0	0	21
2015	13	5	117	23.4	0	35
<b>Totals</b>	<b>25</b>	<b>7</b>	<b>145</b>	<b>21.0</b>	<b>0</b>	<b>35</b>



## THE LAST TIME ...

### By The Mountaineers ...

**30 Rushing Attempts:** 30 by Martell Pettaway at Iowa State/Nov. 26, 2016  
**40 Rushing Attempts:** 40 by Quincy Wilson vs. Rutgers/Oct. 11, 2003  
**100 Rushing Yards:** 209 by Justin Crawford vs. Baylor/Dec. 3, 2016  
**200 Rushing Yards:** 209 by Justin Crawford vs. Baylor/Dec. 3, 2016  
**300 Rushing Yards:** 331 by Justin Crawford vs. Oklahoma/Nov. 19, 2016  
**75-Yard Run (no touchdown):** 79 by Noel Devine at Louisville/Nov. 22, 2008  
**75-Yard Touchdown Run:** 76 by Charles Sims vs. Iowa State/Nov. 30, 2013  
**50-Yard Run (no touchdown):** 63 by Justin Crawford vs. Baylor/Dec. 3, 2016  
**50-Yard Touchdown Run:** 50 by Skyler Howard vs. Oklahoma/Oct. 3, 2015  
**2 Rushing Touchdowns:** 2 by Skyler Howard vs. Oklahoma/Nov. 19, 2016  
**2 Rushing Touchdowns in Back-to-Back Games:** 2 by Andrew Buie at Texas/ Oct. 6, 2012 and vs. Baylor/Sept. 29, 2012  
**3 Rushing Touchdowns:** 3 by Charles Sims vs. Texas/Nov. 9, 2013  
**Double 100-Yard Rushers:** 129 by Justin Crawford and 127 by Kennedy McCoy vs. Kansas /Nov. 5, 2016  
**Three 100-Yard Rushers:** 129 by Skyler Howard, 115 by Wendell Smallwood and 108 by Rushel Shell at Kansas/Nov. 21, 2015  
**Double 200-Yard Rushers:** by Pat White (220) and Steve Slaton (215) at Pitt/ Nov. 16, 2006  
**Two 100-Yard Rushers and Two 100-Yard Receivers:** 129 by Justin Crawford and 127 by Kennedy McCoy rushing and 7 catches for 104 yards by Daikiel Shorts and 4 catches for 102 yards by Shelton Gibson vs. Kansas/Nov. 5, 2016  
**30 Pass Completions:** 31 by Skyler Howard vs. BYU/Sept. 24, 2016  
**20 Pass Completions:** 21 by Skyler Howard at Texas/Nov. 12, 2016  
**Consecutive Completions:** 21 by Geno Smith vs. Kansas/Dec. 1, 2012  
**60 Pass Attempts:** 65 by Geno Smith vs. LSU/Sept. 24, 2011  
**50 Pass Attempts:** 51 by Skyler Howard vs. Arizona State/Jan. 2, 2016  
**40 Pass Attempts:** 41 by Skyler Howard vs. Kansas State/Oct. 1, 2016  
**35 Pass Attempts:** 35 by Skyler Howard at Texas/Nov. 12, 2016  
**30 Pass Attempts:** 35 by Skyler Howard at Texas/Nov. 12, 2016  
**3 Touchdown Passes:** 5 by Skyler Howard at Iowa State/Nov. 26, 2016  
**4 Touchdown Passes:** 5 by Skyler Howard at Iowa State/Nov. 26, 2016  
**5 Touchdown Passes:** 5 by Skyler Howard at Iowa State/Nov. 26, 2016  
**6 Touchdown Passes:** 8 by Geno Smith vs. Baylor/Sept. 29, 2012  
**300 Yards Passing:** 330 by Skyler Howard at Iowa State/Nov. 26, 2016  
**400 Yards Passing:** 532 by Skyler Howard vs. Arizona State/Jan. 2, 2016  
**500 Yards Passing:** 532 by Skyler Howard vs. Arizona State/Jan. 2, 2016  
**600 Yards Passing:** 656 by Geno Smith vs. Baylor/Sept. 29, 2012  
**100 Yards Rushing and Passing:** by Skyler Howard (129/133) at Kansas/ Nov. 21, 2015  
**200 Yards Rushing and Passing:** by Pat White (220/204) at Pitt/Nov. 16, 2006  
**100 Yards Rushing and Receiving:** by Steve Slaton (215/130) at Pitt/Nov. 16, 2006  
**300 Yards Total Offense:** 378 by Skyler Howard at Iowa State/Nov. 26, 2016  
**400 Yards Total Offense:** 407 by Skyler Howard at Texas Tech/Oct. 15, 2016  
**500 Yards Total Offense:** 555 by Skyler Howard vs. Arizona State/Jan. 2, 2016  
**600 Yards Total Offense:** 687 by Geno Smith vs. Baylor/Sept. 29, 2012  
**15 Receptions:** 16 by Kevin White at Texas/Nov. 8, 2014  
**10 Receptions:** 16 by Kevin White at Texas/Nov. 8, 2014  
**9 Receptions:** 16 by Kevin White at Texas/Nov. 8, 2014  
**4 Touchdown Receptions:** 4 by Stedman Bailey vs. Oklahoma/Nov. 17, 2012  
**3 Touchdown Receptions:** 4 by Stedman Bailey vs. Oklahoma/Nov. 17, 2012  
**2 Touchdown Receptions:** 2 by Shelton Gibson vs. Kansas/Nov. 5, 2016  
**Two Players with 2 Touchdown Receptions:** 5 by Stedman Bailey and 2 by Tavon Austin vs. Baylor/Sept. 29, 2012  
**Double 100-Yard Receivers:** 104 by Daikiel Shorts and 102 by Shelton Gibson vs. Kansas/ Nov. 5, 2016  
**Three 100-Yard Receivers:** 303 by Stedman Bailey, 215 by Tavon Austin and 114 by J.D. Woods vs. Baylor/Sept. 29, 2012  
**100 Yards Receiving:** 161 by Shelton Gibson at Iowa State/Nov. 26, 2016  
**150 Yards Receiving:** 161 by Shelton Gibson at Iowa State/Nov. 26, 2016  
**200 Yards Receiving:** 216 by Kevin White at Maryland/Sept. 13, 2014  
**75-Yard Touchdown Reception:** 79 by Mario Alford from Clint Trickett at Oklahoma State/Oct. 25, 2014  
**50-Yard Touchdown Reception:** 58 by Gary Jennings from Skyler Howard vs. Baylor/ Dec. 3, 2016  
**50-Yard Reception (no touchdown):** 50 by Shelton Gibson from Skyler Howard at Iowa State/Nov. 26, 2016  
**Rushing and Receiving Touchdown:** by Justin Crawford at Texas Tech/Oct. 15, 2016  
**2 Rushing and 2 Receiving Touchdowns:** by Steve Slaton at Pitt/Nov. 16, 2006  
**2 Rushing and 2 Passing Touchdowns:** by Skyler Howard vs. Oklahoma/Nov. 19, 2016  
**Kickoff Return For Touchdown:** 100 yards by Shelton Gibson at Baylor/Oct. 17, 2015  
**Recovered an On-Sides Kick:** Josh Lambert kicked the ball 11 yards, recovered by Jarrod Harper at Baylor/Oct. 17, 2015



JarrodHARPER



ElijahWELLMAN

## THE LAST TIME ...

**Returned Opening Kick for a Touchdown:** 98 yards by Tavon Austin vs. UConn/ Oct. 24, 2009

**Punt Return For Touchdown:** 76 yards by Tavon Austin vs. TCU/Nov. 3, 2012

**Punt Blocked and Returned For Touchdown:** 1 yard by Thandi Smith (blocked, picked up and returned) at Rutgers/Oct. 8, 2005

**Punt Blocked:** by Jarrod Harper at Maryland/Sept. 13, 2014

**Punt Blocked For Touchdown:** Blocked by Jerry White and recovered by Joe Hunter vs. UCF/Nov. 1, 2003

**Punt Blocked For Safety:** by Jarrod Harper at Maryland/Sept. 13, 2014

**Interception Return For Touchdown:** 54 yards by Rasul Douglas vs. BYU/Sept. 24, 2016

**Interception Return For Touchdown by a Defensive Lineman:** 19 yards by Keilen Dykes at Syracuse/Oct. 6, 2007

**Two Interceptions Returned for Touchdown:** by Shawn Hackett (41) and Grant Wiley (22) vs. Boston College/Sept. 2, 2000

**50-Yard Field Goal:** 50 by Mike Molina vs. Baylor/Dec. 3, 2015

**Field Goal Blocked:** by Christian Brown at Texas/Nov. 12, 2016

**Missed an Extra Point:** by Josh Lambert at Kansas State/Oct. 26, 2013

**Two Interceptions in a Game:** 2 by Rasul Douglas vs. Kansas/Nov. 5, 2016

**Three Interceptions in a Game:** 3 by Karl Joseph vs. Georgia Southern/Sept. 5, 2015

**Three Interceptions in a Quarter:** 3 by Karl Joseph vs. Georgia Southern/Sept. 5, 2015

**Four Interceptions in a Game:** 4 by Mike Slater vs. Kentucky/Nov. 1, 1969

**Intercepted Fumble Returned For Touchdown:** no instance yet found

**Fumble Returned For Touchdown:** 42 yards by Jared Barber vs. Texas/ Nov. 14, 2014

**Fumble Recovered For Touchdown:** 0 yards by Karl Joseph at Baylor/ Oct. 4, 2013

**Two-Point Conversion By Rush:** Tavon Austin at Iowa State/Nov. 23, 2012

**Two-Point Conversion By Pass:** Jock Sanders from Geno Smith at Marshall/ Sept. 10, 2010

**Defensive Extra Point:** Matt Taffoni interception return at Pitt/Oct. 15, 1994

**Extra Point Blocked:** by Rick Sherrod at Maryland/Sept. 29, 2001

**Team Gained 300 Yards Rushing:** 311 vs. Baylor/Dec. 3, 2016

**Team Gained 400 Yards Rushing:** 426 at Kansas/Nov. 21, 2015

**Team Gained 500 Yards Rushing:** 517 vs. Connecticut/Nov. 24, 2007

**Team Failed To Gain 100 Yards Rushing:** 28 vs. Alabama/Aug. 30, 2014

**Team Failed To Gain 50 Yards Rushing:** 28 vs. Alabama/Aug. 30, 2014

**Team Gained 300 Yards Passing:** 341 at Iowa State/Nov. 26, 2016

**Team Gained 400 Yards Passing:** 532 vs. Arizona State/Jan. 2, 2016

**Team Gained 500 Yards Passing:** 532 vs. Arizona State/Jan. 2, 2016

**Team Failed To Gain 100 Yards Passing:** 62 vs. Maryland/Sept. 21, 2012

**Team Gained 500 Yards Total Offense:** 613 at Iowa State/Nov. 26, 2016

**Team Gained 600 Yards Total Offense:** 613 at Iowa State/Nov. 26, 2016

**Team Gained 700 Yards Total Offense:** 778 vs. Oklahoma/Nov. 17, 2012

**Team Gained 800 Yards Total Offense:** 807 vs. Baylor/Sept. 29, 2012

**Team Failed To Gain 200 Yards Total Offense:** 175 vs. Maryland/Sept. 21, 2013

**Drive of 99 Yards:** 99 yards on 12 plays in fourth quarter against BYU/Sept. 24, 2016

**Team Failed To Get A First Down:** no instance yet found

**Team Failed To Get A Rushing First Down:** vs. Texas Western/Nov. 25, 1950

**Team Failed To Get A Passing First Down:** vs. South Carolina/Dec. 30, 1969

**Team Failed To Get a Third Down Conversion:** vs. Syracuse (0/10)/Dec. 29, 2012

**Team Had Six Turnovers:** two interceptions, four fumbles vs. Maryland/Sept. 21, 2013

**Team Had Five Turnovers:** three interceptions, two fumbles at Oklahoma/Oct. 3, 2015

**Successful Fake Punt:** 13-yard run by Nick O'Toole vs. Maryland/Sept. 26, 2015

**Scored 70+ Points:** 70 vs. Baylor/Sept. 29, 2012

**Scored 60+ Points:** 70 vs. Baylor/Sept. 29, 2012

**Scored 50+ Points:** 54 vs. Towson/Sept. 6, 2014

**Scored 40+ Points:** 49 at Iowa State/Nov. 26, 2016

**Scored 30+ Points:** 49 at Iowa State/Nov. 26, 2016

**Scored 40+ points in a Half:** 42 at Kansas/Nov. 21, 2015

**Scored 30+ points in a Half:** 42 at Kansas/Nov. 21, 2015

**Scored 0 points in a Half:** 0 vs. Maryland/Sept. 21, 2013

**Scored 0 points in a Half at Home:** 0 vs. Louisville/Oct. 15, 2005

**Scored 30+ points in a Quarter:** 35 vs. Clemson (2nd)/Jan. 4, 2012

**Shutout Recorded:** 49-0 at Kansas/Nov. 21, 2015

**Forced Four Turnovers in a Game:** 4 vs. Baylor/Dec. 3, 2016

**Forced Five Turnovers in a Game:** 5 vs. Texas/Nov. 14, 2015

**Forced Six Turnovers in a Game:** 6 vs. Maryland/Sept. 26, 2015

**Forced Eight Turnovers in a Game:** 8 vs. Rutgers/Nov. 3, 2001

**Safety Scored:** Kyle Rose tackled Mason Rudolph of Oklahoma State in the end zone /Oct. 10, 2015

**Two Safeties Scored:** at Syracuse/Sept. 25, 2000

**Played An Overtime Game:** L/26-33 (OT) vs. Oklahoma State/Oct. 10, 2015

**Played back-to-back Overtime Games:** L 47-40 (1OT) vs. Texas/Nov. 9, 2013; W 30-27 (1OT) at TCU/Nov. 2, 2013

**Won Game Without An Offensive TD:** at Syracuse/Sept. 5, 2005

**Won Game Without a Rushing TD:** vs. Youngstown State/Sept. 10, 2016



DarrienHOWARD



JovonDURANTE



## THE LAST TIME ...

### Versus West Virginia ...

**30 Rushing Attempts:** 31 by Samaje Perine of Oklahoma/Nov. 19, 2016  
**100 Rushing Yards:** 141 by David Montgomery of Iowa State/Nov. 26, 2016  
**200 Rushing Yards:** 242 by Samaje Perine of Oklahoma/Sept. 20, 2014  
**75-Yard Run:** 75 by C.J. Brown of Maryland/Sept. 13, 2014  
**50-Yard Touchdown Run:** 65 by D'Onta Foreman of Texas/Nov. 14, 2015  
**50-Yard Non-Touchdown Run:** 56 by Jamaal Williams of BYU/Sept. 24, 2016  
**4 Rushing Touchdowns:** 4 by Samaje Perine of Oklahoma/Sept. 20, 2014  
**3 Rushing Touchdowns:** 3 by Johnathan Gray of Texas/Nov. 8, 2014  
**2 Players Rushing for 100 Yards:** 160 by Samaje Perine and 147 by Joe Mixon of Oklahoma/Nov. 19, 2016  
**20 Pass Completions:** 23 by Jacob Park of Iowa State/Nov. 26, 2016  
**30 Pass Completions:** 31 by Shane Buechele at Texas/Nov. 12, 2016  
**50 Pass Attempts:** 51 by Drew Lock of Missouri/Sept. 3, 2016  
**40 Pass Attempts:** 44 by Jacob Park of Iowa State/Nov. 26, 2016  
**30 Pass Attempts:** 44 by Jacob Park of Iowa State/Nov. 26, 2016  
**3 Touchdown Passes:** 3 by Mason Rudolph of Oklahoma State/Oct. 29, 2016  
**4 Touchdown Passes:** 4 by Mike Bercovici of Arizona State/Jan. 2, 2016  
**5 Touchdown Passes:** 5 by Seth Russell of Baylor/Oct. 17, 2015  
**300 Yards Passing:** 371 by Jacob Park of Iowa State/Nov. 26, 2016  
**400 Yards Passing:** 418 by Mike Bercovici of Arizona State/Jan. 2, 2016  
**500 Yards Passing:** 554 by Landry Jones of Oklahoma/Nov. 17, 2012  
**100 Yards Rushing & 300 Yards Passing:** by Seth Russell of Baylor (160/380)/Oct. 17, 2015  
**100 Yards Rushing & 200 Yards Passing:** by Taysom Hill of BYU (101/241)/Sept. 24, 2016  
**100 Yards Rushing & 100 Yards Passing:** by Taysom Hill of BYU (101/241)/Sept. 24, 2016  
**300 Yards Total Offense:** 374 by Jacob Park of Iowa State/Nov. 26, 2016  
**400 Yards Total Offense:** 428 by Mike Bercovici of Arizona State/Jan. 2, 2016  
**500 Yards Total Offense:** 540 by Seth Russell of Baylor/Oct. 17, 2015  
**10 Receptions:** 11 by Jalen McClesky of Oklahoma State/Oct. 29, 2016  
**2 Touchdown Receptions:** 2 by Chris Lacy of Oklahoma State/Oct. 29, 2016  
**3 Touchdown Receptions:** 3 by Corey Coleman of Baylor/Oct. 17, 2015  
**4 Touchdown Receptions:** 4 by Kenny Stills of Oklahoma/Nov. 17, 2012  
**100 Yards Receiving:** 102 yards by Ishmael Zamora of Baylor/Dec. 3, 2016  
**150 Yards Receiving:** 199 by Corey Coleman of Baylor/Oct. 17, 2015  
**200 Yards Receiving:** 314 by Terrance Williams of Baylor/Sept. 29, 2012  
**Double 100-Yard Receivers:** 104 by J'Mon Moore and 102 by Chris Black of Missouri/Sept. 3, 2016  
**50-Yard Touchdown Reception:** 60 by KD Cannon from Zach Smith of Baylor/Dec. 3, 2016  
**75-Yard Touchdown Reception:** 75 by Dede Westbrook of Oklahoma/Nov. 19, 2016  
**50-Yard Reception (no touchdown):** 67 by Allen Lazard of Iowa State/Nov. 26, 2016  
**Rushing and Receiving Touchdown:** 1 rushing & 1 receiving by Aaron Wimberly of Iowa State/Nov. 29, 2014  
**Passing and Receiving Touchdown:** by Trevor Knight of Oklahoma/Sept. 20, 2014  
**Passing and Rushing Touchdown:** by Baker Mayfield of Oklahoma/Nov. 19, 2016  
**Kickoff Return For Touchdown:** 97 yards by Kene Nwangwu of Iowa State/Nov. 26, 2016  
**Opening Kickoff Return for Touchdown:** 100 yards by Mardy Gilyard of Cincinnati/Nov. 8, 2008  
**Punt Return For Touchdown:** 43 yards by Tyler Lockett of Kansas State/Nov. 20, 2014  
**2 Players Return Punts For Touchdown:** by DeJuan Tribble (41) and Will Blackmon (71) of Boston College/Nov. 13, 2004  
**Punt Blocked:** blocked by Morgan Burns of Kansas State/Dec. 5, 2015  
**Punt Blocked/Recovered in End Zone For Touchdown:** blocked by Alex Lewis and recovered in end zone by Kareem Timbers of Wisconsin/Aug. 30, 2003  
**Punt Blocked/Returned For Touchdown:** blocked by Marcus Gildersleeve and returned 17 yards by Ricky Hall of Virginia Tech/Oct. 31, 1998  
**Interception Return For Touchdown:** 80 yards by Jordan Evans of Oklahoma/Nov. 19, 2016  
**50-Yard Field Goal:** 57 by Jaden Oberkrom of TCU/Oct. 29, 2014  
**Field Goal Blocked:** by Brandon Stewart of Kansas/Nov. 21, 2015



AdamPANKEY




DavidLONG

## THE LAST TIME ...

- Blocked Field Goal Returned For Touchdown:** 82 yards by Andrew Johnson of Louisville/Nov. 5, 2011
- Intercepted Fumble Returned For Touchdown:** 75 yards by Tim Quense of Pitt/Oct. 1, 1983
- Fumble Recovered/Returned For Touchdown:** 41 yards by Jordan Thomas of Oklahoma/Oct. 3, 2015
- Two-Point Conversion By Rush:** by Davin Meggett of Maryland/Sept. 17, 2011
- Two-Point Conversion By Pass:** by Mark Andrews from Baker Mayfield of Oklahoma/Nov. 19, 2016
- Defensive Extra Point:** Tim White of Arizona State returned a blocked extra point 98 yards for a two-point conversion/Jan. 2, 2016
- Extra Point Blocked:** by Ishmael Murphy-Richardson of Arizona State/Jan. 2, 2016
- Punt Blocked For Safety:** by Chris Nofoaiga of Idaho/Oct. 7, 2000
- Team Gained 400 Yards Rushing:** 468 by Baylor/Oct. 4, 2013
- Team Gained 300 Yards Rushing:** 316 by Oklahoma/Nov. 19, 2016
- Team Gained 200 Yards Rushing:** 316 by Oklahoma/Nov. 19, 2016
- Team Failed To Gain 100 Yards Rushing:** 85 at Oklahoma State/Oct. 29, 2016
- Team Finished With Negative Rushing Yards:** Minus-10 by Maryland/Sept. 18, 2010
- Team Gained 300 Yards Passing:** 331 by Iowa State/Nov. 26, 2016
- Team Gained 400 Yards Passing:** 418 by Arizona State/Jan. 2, 2016
- Team Failed To Gain 100 Yards Passing:** 29 by Georgia Southern/Sept. 5, 2015
- Team Failed To Gain 50 Yards Passing:** 29 by Georgia Southern/Sept. 5, 2015
- Team Gained 500 Yards Total Offense:** 561 by Iowa State/Nov. 26, 2016
- Team Gained 600 Yards Total Offense:** 616 by TCU/Oct. 29, 2015
- Team Gained 700 Yards Total Offense:** 872 by Baylor/Oct. 5, 2013
- Team Gained 800 Yards Total Offense:** 872 by Baylor/Oct. 5, 2013
- Team Failed To Gain 250 Yards Total Offense:** 221 at Kansas/Nov. 21, 2015
- Team Failed To Gain 200 Yards Total Offense:** 176 by Kansas/Oct. 4, 2014
- Team Failed To Gain 100 Yards Total Offense:** 90 by Rutgers/Oct. 12, 2002
- Team Finished with 35 or more First Downs:** 35 by TCU/Oct. 29, 2015
- Team Finished with 30 or more First Downs:** 32 at Texas/Nov. 12, 2016
- Team Failed To Get A First Down:** no instance yet found
- Team Failed To Get A Rushing First Down:** by Western Michigan/Sept. 7, 1996
- Team Failed To Get A Passing First Down:** by Pitt/Oct. 10, 1981
- Successful Fake Punt:** by Kirby Van Der Kamp of Iowa State/Nov. 30, 2012
- Team Scored 70+ Points:** 73 by Baylor/Oct. 5, 2013
- Team Scored 60+ Points:** 62 by Baylor/Oct. 17, 2015
- Team Scored 50+ Points:** 56 by Oklahoma/Nov. 19, 2016
- Team Scored 40+ Points:** 56 by Oklahoma/Nov. 19, 2016
- Team Scored 30+ Points:** 56 by Oklahoma/Nov. 19, 2016
- Shutout Recorded:** 37-0 by Maryland/Sept. 21, 2013
- Safety Scored:** When WVU's Clint Trickett was sacked in the end zone by Texas' Cedric Reed/Nov. 8, 2014
- Two Safeties Scored:** When WVU's Geno Smith was tackled in the end zone by Syracuse's Cameron Lynch and Siriki Diabate, and when Smith was called for intentional grounding when he was being tackled by Brandon Sharpe/Dec. 29, 2012



BillyKINNEY



MikeMOLINA



## 2016 MOUNTAINEER ROSTER

No.	Name	Pos.	Ht.	Wt.	Cl.	Exp.	Hometown/High School/Previous College
1	Antonio Crawford	CB	5-10	185	r-Sr.	RS	Tampa, Fla./H.B. Plant/Miami
1	Shelton Gibson	WR	6-0	198	r-Jr.	2vl	Cleveland, Ohio/Cleveland Heights
2	Jeremy Tyler	S	5-11	207	Sr.	3vl	Lithonia, Ga./Martin Luther King
2	Ka'Raun White	WR	6-1	200	r-Jr.	1vl	Macungie, Pa./Emmaus/Lackawanna College
3	Al-Rasheed Benton	LB	6-1	237	r-Jr.	2vl	Newark, N.J./Shabazz
3	Skyler Howard	QB	6-0	210	Sr.	2vl	Fort Worth, Texas/Brewer/Riverside City College
4	Kennedy McKoy	RB	6-0	204	Fr.	HS	Lexington, N.C./North Davidson
5	Jovon Durante	WR	6-0	172	So.	1vl	Hollywood, Fla./Miramar
5	Xavier Preston	LB	6-2	240	Jr.	2vl	Stuart, Fla./Jensen Beach
6	Dravon Askew-Henry	S	5-11	200	Jr.	2vl	Aliquippa, Pa./Aliquippa
6	Daikiel Shorts Jr.	WR	6-1	202	Sr.	3vl	Clayton, N.J./Eastern Christian
7	Khairi Sharif	S	5-8	184	r-Sr.	1vl	Houston, Texas/Bellaire/Cisco JC
7	Brendan Ferns	LB	6-2	228	Fr.	HS	St. Clairsville, Ohio/St. Clairsville
7	Rushel Shell	RB	5-10	225	r-Sr.	2vl	Hopewell, Pa./Hopewell/Pitt
8	Marcus Simms	WR	6-1	202	Fr.	HS	Sandy Spring, Md./Sherwood
8	Kyzir White	S	6-3	212	Jr.	JC	Macungie, Pa./Emmaus/Lackawanna College
9	Steven Smothers	WR	5-9	158	Fr.	HS	Baltimore, Md./Franklin
9	Jovanni Stewart	S	5-8	195	Fr.	HS	Katy, Texas/Katy
10	Cody Saunders	QB	6-1	210	Fr.	HS	Panama City Beach, Fla./Arnold
10	Dylan Tonkery	S	6-0	208	Fr.	HS	Bridgeport, W.Va./Bridgeport
11	Chris Chugunov	QB	6-1	206	r-Fr.	RS	Skillman, N.J./Montgomery
11	David Long	LB	5-11	223	r-Fr.	RS	Cincinnati, Ohio/Winton Woods
12	Gary Jennings	WR	6-2	203	So.	1vl	Stafford, Va./Colonial Forge
12	Joe Kraegenbrink	S	5-11	175	Fr.	HS	Williamsburg, Va./Lafayette
13	Will Grier	QB	6-1	212	r-So.	TR	Davidson, N.C./Davidson Day School/Florida
13	Rasul Douglas	CB	6-2	203	r-Sr.	1vl	East Orange, N.J./ East Orange/Nassau CC
14	Nana Kyeremeh	CB	5-10	191	r-Sr.	2vl	Worthington, Ohio/Thomas Worthington
15	Billy Kinney	K/P	6-4	213	r-So.	SQ	Morgantown, W.Va./University
15	Kody Shearer	S	5-9	163	Fr.	HS	Morgantown, W.Va./Morgantown
16	Toyous Avery	S	5-10	200	r-So.	HS	Covington, Ga./Newton/Coffeyville CC
17	William Crest Jr.	QB/RB	6-1	214	r-So.	1vl	Baltimore, Md./Dunbar
17	Mitch Chugunov	WR	6-0	168	Fr.	HS	Skillman, N.J./Montgomery
18	Marvin Gross Jr.	S	6-3	195	r-Jr.	2vl	Baltimore, Md./Dunbar
19	Elijah Battle	CB	5-11	189	Jr.	HS	Linden, N.J./Barringer/Dodge City CC
20	Elijah Drummond	TE/FB	6-0	220	Fr.	HS	Bridgeport, W.Va./Bridgeport
20	Jacquez Adams	CB	5-10	166	Fr.	HS	Reisterstown, Md./Milford Academy
22	Jarrod Harper	S	6-0	210	r-Sr.	3vl	Frostburg, Md./Mountain Ridge
23	Jordan Adams	CB	5-11	176	r-Fr.	RS	Reisterstown, Md./Franklin
23	Jashawn Banks	RB	5-10	206	Fr.	TR	Ashburn, Va./Broad Run/Fork Union
24	Maurice Fleming	CB	5-11	203	r-Sr.	JC	Chicago, Ill./Currie Metropolitan/Iowa
25	Justin Crawford	RB	5-11	198	Jr.	JC	Columbus, Ga./Hardaway/NW Mississippi CC
25	Jordan Miller	S	5-10	201	Fr.	HS	Bridgeport, W.Va./Notre Dame
26	Conner Watts	WR	5-10	206	Fr.	HS	Hurricane, W.Va./Hurricane
26	Deamonte Lindsay	S	6-2	197	r-Fr.	RS	Martinsburg, W.Va./Martinsburg
27	Chris Parry	WR	5-9	182	r-So.	SQ	Niles, Ohio/Niles
27	Sean Walters	LB	6-2	227	r-Sr.	2vl	Hollywood, Fla./Hallandale
28	Elijah Wellman	TE/FB	6-1	240	r-Jr.	2vl	Huntington, W.Va./Spring Valley
28	Jake Long	CB	5-11	185	Fr.	HS	Columbus, Ohio/Hamilton Township
29	Sean Mahone	CB	5-11	202	Fr.	HS	Liberty Township, Ohio/Lakota West
30	Druw Bowen	WR	6-2	217	Fr.	HS	Charleston, W.Va./George Washington
30	Justin Arndt	LB	5-11	214	r-Sr.	3vl	Martinsburg, W.Va./Martinsburg
31	Zach Sandwisch	LB	6-2	222	Fr.	HS	Woodville, Ohio/Central Catholic
31	Evan Staley	K	6-0	177	Fr.	HS	Romney, W.Va./Hampshire
32	Dante Bonamico	S	5-8	180	Fr.	HS	Bridgeport, W.Va./Bridgeport
32	Martell Pettaway	RB	5-10	203	Fr.	HS	Detroit, Mich./Martin Luther King
33	Brandan Rivers	S	6-0	185	r-So.	SQ	Hubbard, Ohio/Hubbard
34	Shea Campbell	LB	6-0	226	r-Fr.	RS	Morgantown, W.Va./Morgantown
35	Brady Watson	RB	5-7	204	r-Fr.	RS	Ridgeley, W.Va./Frankfort
36	Carter Walburn	LB	6-1	217	Fr.	HS	Martinsburg, W.Va./Martinsburg
37	Kevin Williams	CB	5-11	196	r-Fr.	RS	Pompano Beach, Fla./Blanche Ely
38	Shane Commodore	S	6-0	207	r-Jr.	SQ	Morgantown, W.Va./Morgantown
39	Mark Shaver	S	5-10	195	r-Jr.	RS	Huntington, W.Va./Huntington/Marshall



## 2016 MOUNTAINEER ROSTER

40	Mike Daniels	CB	5-10	205	Jr.	JC	Miami, Fla./South Dade/Globe Tech CC
41	Osman Kamara	S	6-0	197	Fr.	HS	Harrisburg, Pa./Bishop McDevitt
41	Alex Brooks	TE/FB	5-11	235	r-Jr.	SQ	Cleveland, Ohio/Mayfield
42	Logan Thimons	LB	6-1	235	Fr.	HS	Sarver, Pa./Freeport Area
43	Luke Williams	LB	6-0	222	Fr.	HS	Parkersburg, W.Va./Parkersburg South
43	R.C. Brunstetter	LS	6-3	235	r-So.	RS	Mocksville, N.C./Davie
44	Hodari Christian II	LB	6-0	225	r-Jr.	SQ	McKeesport, Pa./McKeesport
45	Adam Hensley	LB	6-2	225	Fr.	HS	Centerville, Ohio/Centerville
46	Reese Donahue	DL	6-4	260	Fr.	HS	Ona, W.Va./Cabell Midland
47	Michael Ferns	TE/FB	6-2	245	r-So.	RS	St. Clairsville, Ohio/Michigan
47	Jonah Campbell	LB	6-0	235	Fr.	HS	Morgantown, W.Va./Morgantown
48	Mike Molina	K	5-8	180	r-Jr.	SQ	Hurricane, W.Va./Hurricane
49	Darrien Howard	DL	6-1	300	Sr.	3vl	Dayton, Ohio/Chaminade-Julienne
50	Troy Lilly	LB	6-0	220	r-Fr.	RS	Beckley, W.Va./Woodrow Wilson
51	Kyle Poland	LS	6-1	230	Fr.	HS	Morgantown, W.Va./Morgantown
52	Max Chefren	LB	6-1	215	r-Fr.	RS	Parkersburg, W.Va./Parkersburg
52	Nick Meadows	LS	5-11	236	r-Jr.	SQ	Williamstown, W.Va./Williamstown
53	Colton McKivitz	OL	6-7	304	r-Fr.	RS	Jacobsburg, Ohio/Union Local
54	Ja'HShaun Seider	OL	6-3	287	r-Fr.	RS	Belle Glade, Fla./Glades Central
55	Yodny Cajuste	OL	6-5	304	r-So.	1vl	Miami, Fla./Miramar
56	Grant Lingafelter	OL	6-6	308	r-Jr.	1vl	Chagrin Falls, Ohio/Chagrin Falls
57	Adam Pankey	OL	6-5	316	r-Sr.	3vl	Hamilton, Ohio/Hamilton
58	Ray Raulerson	OL	6-4	287	r-So.	TR	Tampa, Fla./Plant/Tennessee
59	Jonathan Szymczek	DL	6-2	215	Fr.	HS	Erie, Pa./Cathedral Prep
61	Zach Davis	OL	6-2	299	Fr.	HS	St. Mary's, W.Va./St. Mary's
62	Kyle Bosch	OL	6-5	304	r-Jr.	1vl	St. Charles, Ill./St. Francis/Michigan
63	Kyle Ayers	DL	5-11	301	Fr.	HS	Beckley, W.Va./Woodrow Wilson
65	Tyler Orlosky	OL	6-4	296	r-Sr.	3vl	Cleveland, Ohio/St. Edward
67	Alec Shriner	DL	6-4	300	r-Fr.	RS	Oviedo, Fla./Oviedo
68	Dontae Angus	OL	6-6	328	r-So.	SQ	Philadelphia, Pa./Martin Luther King
69	Brendan Willis	OL	6-3	282	r-Jr.	SQ	Centreville, Va./Centreville
70	D.J. Carozza	DL	5-11	305	r-Jr.	SQ	Parkersburg, W.Va./Parkersburg
70	Tony Matteo	OL	6-4	302	r-Sr.	2vl	Clinton, Ohio/Manchester
73	Josh Sills	OL	6-5	316	Fr.	HS	Byesville, Ohio/Meadowbrook
74	Sylvester Townes	OL	6-6	310	r-Sr.	SQ	Memphis, Tenn./Germantown/Coahoma CC
76	Chase Behrndt	DL	6-4	308	Fr.	HS	Wildwood, Mo./Lafayette
77	Marcell Lazard	OL	6-6	306	r-Jr.	1vl	Bloomfield, N.J./Bloomfield
78	Jacob Buccigossi	OL	6-3	294	Fr.	HS	Pittsburgh, Pa./North Hills
79	Matt Jones	OL	6-3	316	r-Fr.	RS	Hubbard, Ohio/Hubbard
80	Jonn Young	K/P	6-0	202	Fr.	HS	Advance, N.C./Davie
80	Alejandro Marengo	WR	5-10	190	r-Jr.	TR	Houston, Texas/Alief Taylor/Riverside City Coll.
81	Trevon Wesco	TE/FB	6-4	261	r-So.	JC	Martinsburg, W.Va./Musselman/Lackawanna Coll
81	Rex Sunahara	LS	6-3	215	So.	TR	Bay Village, Ohio/Rhode Island
82	Devonte Mathis	WR	6-1	221	r-Sr.	2vl	Miami, Fla./Miramar
83	Seth Aungst	WR	6-2	200	Fr.	HS	Holidaysburg, Pa./Holidaysburgz
84	Matt Bezjak	TE/FB	6-5	245	Fr.	HS	Loveland, Ohio/Loveland
85	Ricky Rogers	WR	6-1	203	r-So.	SQ	Monroeville, Pa./Gateway
86	Nick Davisson	WR	5-9	148	Fr.	HS	Fairmont, W.Va./Fairmont Senior
87	Stone Wolfley	TE/FB	6-4	252	r-Fr.	RS	Morgantown, W.Va./Morgantown
88	Adam Shuler II	DL	6-4	267	r-Fr.	RS	Longwood, Fla./Lyman
89	Rob Dowdy	OL	6-5	296	r-Fr.	RS	Westerville, Ohio/Westerville South
90	Matt Vucelik	TE/FB	5-11	221	r-Fr.	RS	McMechen, W.Va./Bishop Donahue
91	Nate Green	TE/FB	6-4	257	Fr.	HS	Wellsburg, W.Va./Brooke
92	Jon Lewis	DL	6-3	270	r-Jr.	SQ	Morgantown, W.Va./University
93	John Groh	DL	6-2	240	r-Fr.	RS	Lebanon, Pa./Lebanon Catholic
95	Christian Brown	DL	6-2	305	r-Sr.	3vl	Fort Myers, Fla./Bridgeton
96	Jaleel Fields	DL	6-1	295	r-So.	SQ	Aliquippa, Pa./Aliquippa
97	Noble Nwachukwu	DL	6-2	275	r-Sr.	3vl	Wylie, Texas/Wylie
98	Jeffery Pooler	DL	6-2	284	Fr.	HS	Dayton, Ohio/Dunbar
99	Xavier Pegues	DL	6-2	280	r-Jr.	RS	Oxford, Miss./Oxford/Itawamba CC



# WEST VIRGINIA'S 20-YARD PLAYS IN 2016

## OFFENSE

71/TD.....Gibson pass from Howard (Iowa State)  
63..... Crawford rush (Baylor)  
61..... Crawford rush (Oklahoma)  
61..... Gibson pass from Howard (Oklahoma)  
58/TD.....Jennings pass from Howard (Baylor)  
57/TD.....Gibson pass from Howard (YSU)  
54/TD.....Gibson pass from Howard (YSU)  
53/TD.....White pass from Howard (YSU)  
53.....Shorts pass from Howard (Texas Tech)  
52.....Gibson pass from Howard (Kansas State)  
51.....Gibson pass from Howard (BYU)  
51.....Durante pass from Howard (Texas Tech)  
50.....Gibson pass from Howard (Iowa State)  
48/TD.....Simms pass from Howard (Iowa State)  
47.....Jennings pass from Howard (Texas Tech)  
46.....Gibson pass from Howard (Kansas State)  
45.....Gibson pass from Howard (YSU)  
45.....Crawford rush (Oklahoma)  
45.....Crawford rush (Oklahoma)  
44.....McKoy rush (Kansas)  
40.....Gibson pass from Howard (Kansas)  
40/TD.....Gibson pass from Howard (Iowa State)  
38.....McKoy rush (Texas Tech)  
38.....Howard rush (Iowa State)  
37.....Crawford rush (Kansas)  
37/TD.....White pass from Howard (Oklahoma)  
36.....Shorts pass from Howard (TCU)  
36.....Durante pass from Howard (Texas)  
36.....Crawford rush (Oklahoma)  
36.....Crawford rush (Oklahoma)  
35.....Gibson pass from Howard (BYU)  
35.....McKoy rush (Texas Tech)  
34/TD.....White pass from Howard (Iowa State)  
33/TD.....Howard rush (Kansas)  
32.....Gibson pass from Howard (BYU)  
32/TD.....Gibson pass from Howard (Kansas)  
31.....Shorts pass from Howard (Kansas State)  
31.....Durante pass from Howard (TCU)  
29.....J. Crawford rush (Missouri)  
29.....Shorts pass from Howard (Missouri)  
29/TD.....White pass from Howard (Texas)  
29.....Crawford rush (Oklahoma)  
28.....Shell pass from Howard (TCU)  
27.....Shorts pass from Howard (Texas Tech)  
27/TD.....Crawford rush (Kansas)  
26.....Gibson pass from Howard (BYU)  
26.....McKoy rush (TCU)  
26.....Shorts pass from Howard (Texas)  
25.....White pass from Howard (Missouri)  
25.....Gibson rush (Kansas)  
25.....Pettaway pass from Howard (Iowa State)  
24.....Shorts pass from Howard (Missouri)  
24.....White pass from Howard (TCU)  
24.....McKoy rush (Kansas)  
25.....Crawford 25 rush (Kansas)  
23/TD.....Shell rush (Missouri)  
23.....Gibson pass from Howard (Texas)  
23.....Pettaway rush (Iowa State)  
23.....Pettaway rush (Iowa State)  
23.....Shorts pass from Howard (Iowa State)  
22.....Shell pass from Howard (Missouri)  
22.....Shorts pass from Howard (YSU)  
22.....McKoy rush (YSU)  
22/TD.....Gibson pass from Howard (TCU)  
22/TD.....Howard 22 rush (Kansas)  
22.....Shorts pass from Howard (Kansas)  
21.....Shell rush (YSU)  
21/TD.....McKoy pass from Howard (YSU)  
21.....Crawford rush (BYU)  
21.....Crawford rush (Kansas State)  
21.....McKoy rush (Texas Tech)  
21.....Shorts pass from Howard (Kansas)

20.....Howard rush (Missouri)  
20.....Shell rush (Missouri)  
20.....Mathis pass from Howard (Missouri)  
20.....Shorts pass from Howard (YSU)  
20.....Shorts pass from Howard (Texas Tech)  
20.....Howard rush (Texas Tech)  
20.....White pass from Howard (Texas Tech)  
20.....Shell rush (TCU)  
20.....White pass from Howard (Oklahoma St.)  
20.....Crawford rush (Oklahoma St.)  
20.....Durante rush (Oklahoma St.)  
20/TD.....Durante pass from Howard (Oklahoma)

## DEFENSE

54/TD.....Douglas interception return (BYU)  
37.....Douglas interception return (TCU)

## SPECIAL TEAMS

51.....Gibson kickoff return (Kansas)  
50/FG.....Molina field goal (Baylor)  
44/FG.....Molina field goal (Texas)  
39/FG.....Molina field goal (Kansas)  
38/FG.....Molina field goal (TCU)  
37/FG.....Lambert field goal (Kansas State)  
36/FG.....Molina field goal (Oklahoma St.)  
36.....Gibson kickoff return (BYU)  
35/FG.....Molina field goal (Kansas)  
34.....Gibson kickoff return (Missouri)  
34/FG.....Molina field goal (Texas Tech)  
33/FG.....Molina field goal (Missouri)  
32/FG.....Molina field goal (YSU)  
31.....Gibson kickoff return (TCU)  
30.....Gibson kickoff return (Missouri)  
30.....Gibson kickoff return (BYU)  
30.....Gibson kickoff return (Kansas)  
27.....Gibson Kickoff return (Oklahoma St.)  
26/FG.....Molina field goal (Missouri)  
26/FG.....Molina field goal (TCU)  
26.....Gibson kickoff return (Oklahoma)  
25.....Gibson kickoff return (Texas Tech)  
23.....Gibson kickoff return (Oklahoma)  
22.....Gibson kickoff return (TCU)  
22/FG.....Molina field goal (Texas Tech)  
21/FG.....Molina field goal (Missouri)  
21.....Jennings kickoff return (YSU)  
21/FG.....Molina field goal (Oklahoma St.)  
21.....Gibson kickoff return (Baylor)  
21.....Gibson kickoff return (Baylor)  
20.....Gibson kickoff return (BYU)  
20.....Gibson kickoff return (Texas)

## WEST VIRGINIA OPPONENTS' 20-YARD PLAYS IN 2016

### OFFENSE

75/TD.....	Westbrook pass from Mayfield (Oklahoma)
74/TD.....	Bailey pass from Davis (YSU)
67.....	Lazard pass from Park (Iowa State)
60/TD.....	Cannon pass from Smith (Baylor)
56.....	Williams rush (BYU)
48.....	Williams rush (Baylor)
46.....	Montgomery rush (Iowa State)
45/TD.....	Taylor pass from Stanley (Kansas)
44/TD.....	Giles pass from Mahomes (Texas Tech)
43/TD.....	Zamora 43 pass from Smith (Baylor)
42.....	Moore pass from Lock (Missouri)
42.....	Barbel pass from Cozart (Kansas)
41.....	Deshaunte 41 pass from Park (Iowa State)
40.....	Zunica pass from Sims (Kansas)
38.....	Platt pass from Smith (Baylor)
37.....	Burton pass from Ertz (Kansas State)
37.....	Sadler pass from Mahomes (Texas Tech)
34.....	Sadler pass from Mahomes (Texas Tech)
33.....	Washington pass from Rudolph (Oklahoma St.)
32.....	Sims pass from Cozart (Kansas)
32.....	Sims pass from Stanley (Kansas)
32.....	Foreman rush (Texas)
32.....	Leonard 32 pass from Buechele (Texas)
30.....	Coutee pass from Mahomes (Texas Tech)
29.....	Kurtz pass from Hill (BYU)
29.....	Leonard pass from Buechele (Texas)
28.....	Giles pass from Mahomes (Texas Tech)
28.....	Leonard pass from Buechele (Texas)
27.....	Hill rush (BYU)
27.....	Williams pass from Hill (TCU)
26.....	Black pass from Lock (Missouri)
26.....	Heath pass from Ertz (Kansas State)
26.....	Ryen pass from Park (Iowa State)
25.....	Black pass from Lock (Missouri)
25.....	Juergens pass from Hill (BYU)
25.....	Westbrook pass from Mayfield (Oklahoma)
25.....	Deshaunte pass from Park (Iowa State)
24.....	Gonzalez kickoff return (Kansas)
24.....	Stanley rush (Kansas)
23.....	Kurtz pass from Hill (BYU)
23.....	Jarwin pass from Rudolph (Oklahoma St.)
23.....	Buechele rush (Texas)
22.....	Collins pass from Lock (Missouri)
22.....	Scott pass from Davis (YSU)
22.....	Daley pass from Park (Iowa State)
22.....	Chandler pass from Park (Iowa State)
21.....	Zanders rush (Missouri)
21.....	Scott pass from Davis (YSU)
21/TD.....	Juergens pass from Hill (BYU)
21.....	Foreman rush (Texas)
21.....	Mixon rush (Oklahoma)
21.....	Perine rush (Oklahoma)
20.....	Ertz rush (Kansas State)
20.....	Giles pass from Mahomes (Texas Tech)
20.....	Washington pass from Rudolph (Oklahoma St.)
20.....	Johnson pass from Buechele (Texas)
20.....	Johnson pass from Buechele (Texas)
20.....	Mixon rush (Oklahoma)
20.....	Atkinson pass from Smith (Baylor)

### DEFENSE

80/TD.....	Evans interception return (Oklahoma)
59.....	Richards interception return (Oklahoma St.)
36.....	Henry interception return (Oklahoma St.)
20.....	Pau'u interception return (BYU)

### SPECIAL TEAMS

97/TD.....	Nwangwu kickoff return (Iowa State)
58.....	Pringle kickoff return (Kansas State)
50.....	Aleva kickoff return (BYU)
46.....	Davis kickoff return (Texas Tech)

42/FG.....	Hatfield field goal (Texas Tech)
41.....	Hadley kickoff return (BYU)
40/FG.....	Netten field goal (Iowa State)
39.....	Townsend kickoff return (YSU)
37/FG.....	McCrane field goal (Kansas State)
32/FG.....	Grogan field goal (Oklahoma St.)
32/FG.....	Netten field goal (Iowa State)
31/FG.....	McCrane field goal (Kansas State)
31/FG.....	Netten field goal (Iowa State)
30.....	Pringle kickoff return (Kansas State)
30.....	Gray kickoff return (TCU)
30/FG.....	Hatfield field goal (TCU)
30.....	Gray kickoff return (TCU)
30.....	Sanders kickoff return (Oklahoma St.)
28.....	Mixon kickoff return (Oklahoma)
28/FG.....	Netten field goal (Iowa State)
27/FG.....	Domingue field goal (Texas)
27.....	Ryen punt return (Iowa State)
25.....	Townsend kickoff return (YSU)
25/FG.....	Almond field goal (BYU)
25/FG.....	Grogan field goal (Oklahoma St.)
25.....	Nicholson kickoff return (Baylor)
24/FG.....	McCann field goal (Missouri)
24.....	Bailey kickoff return (YSU)
24.....	Gonzalez kickoff return (Kansas)
24.....	Warrick kickoff return (Texas)
23.....	Ross kickoff return (Missouri)
23.....	Nicholson kickoff return (Baylor)
22/FG.....	Almond field goal (BYU)
22/FG.....	McCrane field goal (Kansas State)
22/FG.....	Grogan field goal (Oklahoma St.)
22.....	Warrick kickoff return (Texas)
21.....	Crockett kickoff return (Missouri)
21.....	Sanders kickoff return (Oklahoma St.)
20.....	Mixon kickoff return (Oklahoma)



## WEST VIRGINIA'S 2016 SCORING DRIVES

Opponent	Plays	Yds	Time	Result
Missouri	11	60	4:59	Molina 19 FG
Missouri	9	88	2:50	Shell 23 rush
Missouri	10	67	3:25	Molina 26 FG
Missouri	8	70	2:19	J. Crawford 1 rush
Missouri	12	67	4:41	Molina 21 FG
Missouri	9	60	3:21	Molina 33 FG
YSU	8	80	2:43	White 53 pass from Howard
YSU	6	86	2:09	Gibson 54 pass from Howard
YSU	9	86	3:05	Shorts 11 pass from Howard
YSU	14	65	4:42	Molina 32 FG
YSU	1	57	0:09	Gibson 57 pass from Howard
YSU	7	75	3:07	McKoy 21 pass from Howard
BYU	13	88	5:38	Shell 6 rush
BYU	12	86	4:27	Shell 2 rush
BYU	0	0	0:00	Douglas 54 interception return
BYU	4	59	1:30	Howard 5 rush
BYU	12	99	4:18	Shorts 9 pass from Howard
Kansas State	9	55	3:36	Lambert 37 FG
Kansas State	8	73	3:08	Crawford 1 rush
Kansas State	9	57	2:07	Durante 7 pass from Howard
Texas Tech	9	91	2:59	Crawford 10 rush
Texas Tech	7	58	1:34	Molina 34 FG
Texas Tech	10	89	4:05	Crawford 5 pass from Howard
Texas Tech	7	72	1:56	Howard 8 rush
Texas Tech	11	70	4:00	Molina 22 FG
Texas Tech	8	83	2:58	Howard 1 rush
Texas Tech	3	32	1:21	Shell 14 rush
Texas Tech	10	75	5:57	Shell 3 rush
TCU	3	17	0:56	Shorts 10 pass from Howard
TCU	3	58	0:57	Gibson 22 pass from Howard
TCU	5	67	1:45	Jennings 11 pass from Howard
TCU	15	54	7:36	Molina 38 FG
TCU	11	67	5:17	White 16 pass from Howard
TCU	10	75	5:51	Molina 26 FG
Oklahoma St.	11	56	4:03	Molina 36 FG
Oklahoma St.	12	75	4:57	Gibson 19 pass from Howard
Oklahoma St.	9	75	2:18	Howard 12 rush
Oklahoma St.	10	79	4:14	Molina 21 FG
Kansas	6	57	1:41	Molina 35 FG
Kansas	5	77	1:37	Howard 22 rush
Kansas	4	52	1:13	Howard 33 rush
Kansas	7	72	2:55	Shorts 7 pass from Howard
Kansas	5	56	0:52	Gibson 19 pass from Howard
Kansas	4	65	1:20	Crawford 27 rush
Kansas	5	67	2:11	Gibson 32 pass from Howard
Kansas	6	23	1:43	Molina 39 FG
Texas	13	48	4:39	Molina 44 FG
Texas	9	66	2:51	McKoy 8 rush
Texas	6	70	1:44	White 29 pass from Howard
Texas	14	79	5:34	McKoy 3 rush
Oklahoma	6	60	1:13	Durante 20 pass from Howard
Oklahoma	5	63	1:37	Howard 6 rush
Oklahoma	4	79	0:56	Howard 9 rush
Oklahoma	7	85	2:24	White 37 pass from Howard
Iowa State	7	49	2:15	White 34 pass from Howard
Iowa State	4	54	1:14	McKoy 3 rush
Iowa State	4	61	1:36	Simms pass from Howard
Iowa State	2	80	0:38	Gibson 71 pass from Howard
Iowa State	8	86	3:24	Pettaway 4 rush
Iowa State	7	88	3:03	Gibson 40 pass from Howard
Iowa State	5	47	2:14	Wesco 6 pass from Howard
Baylor	10	27	3:56	Molina 50 FG
Baylor	15	78	5:05	Shorts 4 pass from Howard
Baylor	5	80	1:10	Jennings 58 pass from Howard
Baylor	4	12	1:00	Howard 1 rush

## WEST VIRGINIA OPPONENTS' 2016 SCORING DRIVES

Opponent	Plays	Yds	Time	Result
Missouri	9	68	2:30	McCann 24 FG
Missouri	10	80	2:01	Black 8 pass from Lock
YSU	9	72	4:21	Ruiz 1 rush
YSU	3	80	1:17	Bailey 74 pass from Davis
YSU	9	57	3:18	Hosick 15 rush
BYU	12	78	6:33	Juergens 25 pass from Hill
BYU	5	55	1:39	Almond 22 FG
BYU	10	43	2:14	Almond 25 FG
BYU	8	57	4:08	Williams 7 rush
BYU	8	67	2:01	Williams 3 rush
BYU	9	79	2:01	Laulu-Pututau 18 pass form Hill
Kansas State	7	48	2:43	Ertz 2 rush
Kansas State	9	49	3:46	McCrane 37 FG
Kansas State	11	83	5:25	McCrane 31 FG
Kansas State	9	37	4:38	McCrane 22 FG
Texas Tech	9	74	2:59	Giles 44 pass from Mahomes
Texas Tech	10	51	4:56	Hatfield FG
Texas Tech	8	48	2:11	Giles 16 pass from Shimonek
TCU	11	62	5:22	Hatfield 30 FG
TCU	12	76	5:14	Austin 11 pass from Hill
Oklahoma St.	8	49	3:55	Grogan 32 FG
Oklahoma St.	10	71	3:22	Grogan 25 FG
Oklahoma St.	2	13	0:41	Lacy 5 pass from Rudolph
Oklahoma St.	15	78	5:01	McCleskey 3 pass from Rudolph
Oklahoma St.	3	9	1:18	Rudolph 2 rush
Oklahoma St.	9	67	3:43	Lacy 7 pass from Rudolph
Oklahoma St.	4	4	2:38	Grogan 22 FG
Kansas	5	29	1:37	Kinner 2 rush
Kansas	7	74	2:33	Taylor 45 pass from Stanley
Kansas	4	80	1:03	Sims 11 pass from Stanley
Texas	12	65	2:59	Domingue 27 FG
Texas	5	58	1:44	Buechele 10 rush
Texas	21	84	6:48	Domingue 19 FG
Texas	9	80	2:12	Johnson 20 pass from Buechele
Oklahoma	6	34	2:50	Perine 2 rush
Oklahoma	3	77	0:54	Westbrook 75 pass from Mayfield
Oklahoma	9	78	3:52	Mead 5 pass from Mayfield
Oklahoma	8	96	3:49	Mixon 5 rush
Oklahoma	11	97	5:46	Perine 9 rush
Oklahoma	0	0	0:00	Evans 80 interception return
Oklahoma	11	65	5:21	Mayfield 1 rush
Oklahoma	5	28	2:58	Mayfield 1 rush
Iowa State	6	27	1:56	Netten 40 FG
Iowa State	0	0	0:00	Nwangwu 97 kickoff return
Iowa State	7	79	2:03	Netten 28 FG
Iowa State	10	55	3:29	Netten 32 FG
Iowa State	9	56	3:04	Netten 31 FG
Baylor	7	75	2:29	Williams 9 rush
Baylor	2	71	0:18	Cannon 60 pass from Smith
Baylor	6	86	1:31	Zamora 43 pass from Smith



# TOP GAME PERFORMANCES ...

## WEST VIRGINIA 100-YARD RUSHERS

Date	Opponent	Player	Att.	Yards	Avg.	TD	Long
12/3	Baylor	J. Crawford	28	209	7.5	0	63
11/26	Iowa State	M. Pettaway	30	181	6.0	1	23
11/19	Oklahoma	J. Crawford	24	331	13.8	0	61
11/5	Kansas	J. Crawford	13	129	9.9	1	37
11/5	Kansas	K. McKoy	18	127	7.1	0	44
10/22	TCU	R. Shell	24	117	4.9	0	20
10/15	Texas Tech	R. Shell	21	104	5.0	2	14
10/1	Kansas St.	J. Crawford	18	104	5.8	1	21
9/3	Missouri	J. Crawford	21	101	4.8	1	29

## 100-YARD RECEIVERS

Date	Opponent	Player	Rec.	Yards	Avg.	TD	Long
11/26	Iowa State	S. Gibson	3	161	53.7	2	71
11/5	Kansas	D. Shorts	7	104	14.9	1	22
11/5	Kansas	S. Gibson	4	102	25.5	2	40
10/15	Texas Tech	D. Shorts	3	100	33.3	0	53
10/1	Kansas St.	S. Gibson	3	104	34.7	0	52
9/24	BYU	S. Gibson	4	144	36.0	0	51
9/10	YSU	S. Gibson	6	171	28.5	2	57
9/3	Missouri	D. Shorts	8	131	16.4	0	29

## 300-YARD PASSERS

Date	Opponent	Player	Comp.	Att.	Yards	TD	Long
11/26	Iowa State	S. Howard	12	21	330	5	71
10/15	TTU	S. Howard	21	31	318	1	53
9/10	YSU	S. Howard	20	33	389	5	57
9/24	BYU	S. Howard	31	40	332	1	51

## 10+ TACKLES

Date	Opponent	Player	Solo	Assist	Total	TFL	Sacks
11/19	Oklahoma	A. Benton	10	4	14	0	0
11/19	Oklahoma	D. Howard	7	3	10	0	0
11/12	Texas	D. Long	7	3	10	1/4	1/4
11/12	Texas	J. Arndt	11	1	12	1/7	1/7
9/10	YSU	R. Douglas	9	2	11	0.5/0	0

## OPPONENT 100-YARD RUSHERS

Date	Opponent	Player	Att.	Yards	Avg.	TD	Long
11/26	Iowa State	D. Montgomery	21	141	6.7	0	46
11/19	Oklahoma	S. Perine	31	160	5.2	2	21
11/19	Oklahoma	J. Mixon	24	147	6.1	1	21
11/12	Texas	D. Foreman	35	167	4.8	0	32
10/22	TCU	K. Hicks	15	103	6.9	0	18
9/24	BYU	J. Williams	24	169	7.0	2	56
9/24	BYU	T. Hill	13	101	7.8	0	27

## 100-YARD RECEIVERS

Date	Opponent	Player	Rec.	Yards	Avg.	TD	Long
12/3	Baylor	I. Zamora	8	102	12.8	1	43
11/26	Iowa State	A. Lazard	4	103	25.8	0	67
11/19	Oklahoma	D. Westbrook	2	100	50.0	1	75
11/12	Texas	D. Leonard	7	125	17.9	0	32
11/5	Kansas	S. Sims	9	124	13.8	1	32
10/29	Oklahoma	J. Washington	6	117	19.5	0	33
9/15	Texas Tech	J. Giles	8	136	17.0	2	44
9/3	Missouri	J. Moore	8	104	13.0	0	42
9/3	Missouri	C. Black	6	102	17.0	1	26

## 300-YARD PASSERS

Date	Opponent	Player	Comp.	Att.	Yards	TD	Long
11/26	Iowa State	J. Park	23	44	371	0	67
11/12	Texas	S. Buechele	31	48	318	1	32
10/15	Texas Tech	P. Mahomes	28	44	305	1	44

## 10+ TACKLES

Date	Opponent	Player	Solo	Assist	Total	TFL	Sacks
12/3	Baylor	T. Young	8	7	15	0	0
12/3	Baylor	T. Blanchard	8	7	15	0	0
12/3	Baylor	O. Stewart	6	5	11	0	0
11/26	Iowa State	K. Seeley	4	7	11	2/2	0
10/29	Oklahoma	C. Whitener	8	5	13	1/4	1/4
10/22	TCU	T. Howard	10	1	11	0	0
10/15	Texas Tech	J. Johnson	8	2	10	0	0
10/1	Kansas St.	E. Lee	12	2	14	1/2	1/2
9/24	BYU	F. Warner	9	5	14	0.5/1	0
9/10	YSU	J. Smith	10	2	12	0	0
9/3	Missouri	M. Scherer	10	0	10	1/1	0

## SPECIAL TEAMS TACKLES

Player	Total	UA/A	KO	P	MO	YSU	BYU	KS	TT	TCU	OSU	KU	TX	OK	ISU	BU
Marvin Gross	10	7/3	8	2	0	1/1	0	1/0	0	2/1	0	1/0	1/0	0	1/0	1/0
Shane Commadore	8	4/4	8	0	0	0/1	1/0	0	0	1/1	0	0	1/1	0/1	1/0	0
Nana Kyeremeh	6	6/0	3	3	1/0	1/0	0	1/0	0	0	0	2/0	0	0	1/0	0
David Long	5	3/2	4	1	1/0	0	0/1	0	1/0	1/0	0	0	0	0	1/0	0
Khairi Sharif	5	5/0	4	1	1/0	1/0	0	0	0	0	1/0	0	0	1/0	0/1	0
Toyous Avery	4	3/1	2	2	1/0	0	0	0	0	0	0	1/0	0	0	0	1/1
Rasul Douglas	4	2/2	4	0	0	0	0/1	0	0	1/0	0	0	0/1	0	0	1/0
Maurice Fleming	4	4/0	4	0	0	0	0	0	0	0	2/0	1/0	0	0	1/0	0
Elijah Battle	3	3/0	3	0	0	0	0	1/0	0	1/0	0	0	0	1/0	0	0
Xavier Preston	3	2/1	3	0	0	0	0	0	0	0	0	1/0	1/0	0/1	0	0
Gary Jennings	2	1/1	2	0	0	0	0	0	1/0	0	0	0	0	0	0	0/1
Nick Meadows	2	2/0	0	2	0	0	0	0	1/0	0	0	0	0	0	0	1/0
Jovanni Stewart	2	2/0	2	0	0	0	2/0	0	0	0	0	0	0	0	0	0
Jeremy Tyler	2	2/0	2	0	0	0	0	0	0	0	0	0	0	0	2/0	0
Elijah Wellman	2	1/1	0	2	0	1/0	0/1	0	0	0	0	0	0	0	0	0
Sean Walters	2	1/1	1	1	0	0	0	0	0	0	0	0	0	0	1/0	0/1
Antonio Crawford	1	1/0	1	0	0	0	0	0	1/0	0	0	0	0	0	0	0
Shelton Gibson	1	1/0	1	0	0	1/0	0	0	0	0	0	0	0	0	0	0
Kennedy McKoy	1	0/1	0	1	0	0	0/1	0	0	0	0	0	0	0	0	0
Mike Molina	1	1/0	1	0	0	0	0	1/0	0	0	0	0	0	0	0	0
Justin Arndt	1	1/0	0	1	0	0	0	0	0	0	0	0	0	0	0	1/0



Mike **MOLINA**

Rushel **SHELL III**

## GAME 1: WEST VIRGINIA 26, MISSOURI 11

**MORGANTOWN, W.Va. (Sept. 3, 2016)** - West Virginia opened the 2016 season with a solid 26-11 victory the SEC's Missouri, in front of 60,125 fans at Milan Puskar Stadium.

A beautiful Labor Day Saturday, with an 81 degree temperature, provided the setting for the start of the 125th year of West Virginia football. Festivities for the day included the retirement of Bruce Bosley's No. 77, recognition of WVU's five Olympic medalists from the 2016 Rio games, including Gold medalist Ginny Thrasher and the wearing of a special helmet logo celebrating the 125th year.

The Mountaineers wasted little time in setting the tone for the game and sending the home folks away happy. Racking up 10 first-quarter points and the game's first 13 points, West Virginia grabbed the lead and never relinquished it.

At the 5:41 mark of the first quarter, redshirt junior Mike Molina kicked the first field goal of his career, a 19-yarder that started the scoring for the season, giving WVU a 3-0 lead.

Before the end of the quarter, senior tailback Rushel Shell III finished off a nine-play 88-yard drive with a 23-yard run, giving WVU its first touchdown of 2016 and a 10-0 advantage.

In the second quarter, Molina added his second field goal, this time from 26 yards, to give West Virginia a 13-0 cushion. Missouri did strike before the half ended as Tucker McCann's 24-yard field goal finished off a nine-play, 68-yard drive and provided the Tigers their first points of the season.

Leading 13-3 at the half, West Virginia started the third quarter strong and essentially put the game away by outscoring the Tigers 10-0 in the quarter.

The opening possession of the third quarter saw the Mountaineers turn in an eight-play, 70-yard scoring drive, which was finished off by tailback Justin Crawford's first career touchdown from one-yard away.

Later in the quarter, Molina was good on his third field goal, as his 21-yarder ended a 67-yard drive and upped West Virginia's advantage to 23-3 heading into the fourth.

Missouri outscored the Mountaineers in the fourth quarter by scoring eight points in the game's final two minutes, but it was far too little and too late.

Molina struck for the fourth time at the 7:26 mark with his longest field goal, 33 yards, to up the WVU margin to 26-3. The Tigers scored their first touchdown of 2016 with 1:49 left, as quarterback Drew Lock found receiver Chris Black for an eight-yard scoring toss. Lock then connected with receiver J'Mon Moore for the two-point conversion to end the scoring at 26-11 in favor of the Mountaineers.

WVU's Skyler Howard finished with 253 yards passing, while Crawford made the most of his debut with 101 yards rushing and one score, averaging 4.8 yards per carry. Shell added 90

yards rushing and one touchdown, giving the Mountaineers a strong one-two combination in the running game

Receiver Daikiel Shorts turned in the first 100-yard receiving game of his career, and was Howard's favorite target with eight receptions for 131 yards with a long catch of 29 yards.

The Mountaineer defense received eight tackles each from Antonio Crawford and Justin Arndt to pace the unit.

Lock totalled 280 yards passing for Missouri and the Tigers had two 100-yard receivers. Moore caught eight passes for 104 yards, while Black added 102 yards on six receptions. Leading the Tiger defense was Michael Scherer with 10 stops.

Final numbers showed West Virginia with 241 yards rushing and 253 passing to total 494 yards of offense. Missouri turned in 180 yards on the ground to go along with 282 passing for 462 yards of offense.

Seven Mountaineers earned their first career start in the game and a whopping 21 players saw action for the first time in a West Virginia Uniform.

The win broke a five-game losing streak for the Mountaineers against SEC teams and now puts them at 6-5 in their last 11 games versus the conference. West Virginia is now 25-25-1 all-time against the SEC.

The victory also evened WVU's all-time series record against Missouri at 3-3, and marked the 13th straight year that the Mountaineers have won their home opener at Milan Puskar Stadium. Head coach Dana Holgorsen has won six of those 13 straight and now stands at 6-0 all-time in home openers.

## SCORING AND STATISTICAL SUMMARY

	1	2	3	4	Total
Missouri	0	3	0	8	11
West Virginia	10	3	10	3	26

1st	WVU - Mike Molina 19 FG WVU - Rushel Shell 23 rush (Molina kick)
2nd	WVU - Molina 26 FG MO - Tucker McCann 24 FG
3rd	WVU - Justin Crawford 1 rush (Molina kick) WVU - Molina 21 FG
4th	WVU - Molina 33 FG MO - Chris Black 8 pass from Drew Lock (J'Mon Moore pass from Lock)

	MO	WVU
First Downs	26	24
Rushes/Yards	47/180	48/241
Passing Yardage	282	253
Passes	24/53/0	23/37/2
Punts	8/314/38.4	5/227/45.4
Fumbles/Lost	1/1	1/1
Return Yardage	65	71
Penalties/Yards	6/51	4/45
Time of Possession	25:47	34:13

WVU RUSHING: J. Crawford 21-101, Shell III 16-90; WVU PASSING: Howard 23-35-1-253; WVU RECEIVING: Shorts Jr. 8-131; WVU TACKLES (TFL/QS): A. Crawford 10 (1/0); Arndt 8, (2/1); White 7 (1/0); WVU INTERCEPTIONS: None

MO RUSHING: Ross 18-67; Zanders 7-47; MO PASSING: Lock 23-51-0-280; MO RECEIVING: Moore 8-104, Black 6-102; MO TACKLES (TFL/QS): Scherer 10 (1/0), Newsom 8, Sherrils 7 (1/0); MO INTERCEPTIONS: Sherrils, Penton

Attendance - 60,125



Skyler HOWARD

Al-Rasheed BENTON

## GAME 2: WEST VIRGINIA 38, YOUNGSTOWN STATE 21

**MORGANTOWN, W.Va. (Sept. 10, 2016)** - West Virginia used five touchdown passes, including three of more than 50 yards to defeat Youngstown State, 38-21, at Milan Puskar Stadium.

Quarterback Skyler Howard threw all five touchdown passes, which tied his career-best, and his 389 yards passing were the second-best of his career. He finished the day with 20 completions and added 50 yards rushing.

Youngstown State played the Mountaineers to a draw in the first half. However, the 91 degree temperatures for the day could have taken a toll on the Penguins as the Mountaineers depth dominated YSU to the tune of 24-7 in the second half.

West Virginia struck first with 3:16 left in the first quarter on a 53-yard pass play from Howard to Ka'Raun White to end an 80-yard drive.

Youngstown State came back to score the next 14 points to take a 14-7 lead at the 10:13 mark of the second quarter.

The Penguins' first score came early in the second quarter on a one-yard run by Martin Ruiz, capping a 72-yard drive.

YSU took the lead on a Ricky Davis 74-yard touchdown pass to Alvin Bailey that finished off an 80-yard drive in just three plays.

The Youngstown State game plan was working at this point with a methodical approach and ball-control offense to keep the ball away from the Mountaineers.

To counter, West Virginia had to strike when it had its chances and the big play worked on this day for the home team.

A 54-yard touchdown pass from Howard to Shelton Gibson took care of the deficit with 3:15 left in the half.

The Mountaineers had a chance to take the lead into the locker room, but a last-second missed field goal by Mike Molina kept the game knotted at 14.

Third-quarter action saw the Mountaineers rack up 17 points to take a 31-14 advantage. West Virginia's first possession in the quarter provided a nine-play, 86-yard drive and ended on a Howard 11-yard pass to Daikiel Shorts Jr.

Leading 21-14, West Virginia scored on its next two possessions as Molina made good on a 32-yard field goal. That scoring drive covered 65 yards, and the Mountaineers were starting to tally big numbers on the offensive side of the ball as

their depth continued to wear down the Penguins in the scorching heat.

Taking advantage of their scoring chances, WVU's last touchdown of the third was a 57-yard touchdown pass from Howard to Gibson as the duo connected on their second score in the game.

YSU's backup quarterback, Trent Hosick, entered the game in the fourth quarter and engineered a nine-play drive that ended on his 15-yard scoring run, cutting WVU's lead to 31-21 with 8:44 left to play.

The Mountaineers added a score with 3:18 left to play, when Howard went to the air one more time

and found true freshman tailback Kennedy McKoy for a 21-yard reception, the first TD of McKoy's WVU career.

Aside from Howard's numbers, tailback Rushell Shell III was strong with 84 yards rushing and a 5.2 average. Gibson turned in a career day with 171 yards receiving, followed by Shorts with 93 and White with 88 receiving yards. Defensive back Rasul Douglas led the defensive effort with 11 tackles, while Al-Rasheed Benton pulled in the first interception of his career.

For Youngstown State, Davis finished with 189 yards passing, and his top target was Bailey with three catches for 92 yards. Davis also led the Penguins in rushing with 62 yards and a 4.8 yards per carry average. Jameel Smith led the Youngstown State defense with 12 stops.

Final numbers showed West Virginia with 235 yards rushing and 389 passing to total 624 yards of total offense. Youngstown State's final numbers came in at 185 yards on the ground and 220 passing for 405 total yards.

The victory gave West Virginia a 2-0 record all-time against Youngstown State and upped the Mountaineers' record to 17-0 all-time against FCS teams and 6-0 vs. the FCS under head coach Dana Holgorsen.

## SCORING AND STATISTICAL SUMMARY

	1	2	3	4	Total
Youngstown State.....	0	14	0	7	21
West Virginia .....	7	7	17	7	38

1st	WVU - Ka'Raun White 53 pass from Skyler Howard (Mike Molina kick)	
2nd	YSU - Martin Ruiz 1 rush (Zak Kennedy kick)	
	YSU - Alvin Bailey 74 pass from Ricky Davis (Kennedy kick)	
	WVU - Shelton Gibson 54 pass from Howard (Molina kick)	
3rd	WVU - Daikiel Shorts 11 pass from Howard (Molina kick)	
	WVU - Molina 32 FG	
	WVU - Gibson 57 pass from Howard (Molina kick)	
4th	YSU - Trent Hosick 15 rush (Kennedy kick)	
	WVU - Kennedy McCoy 21 pass from Howard (Molina kick)	

	YSU	WVU
First Downs	21	30
Rushes/Yards	41/185	46/235
Passing Yardage	220	389
Passes	15/32/1	20/33/1
Punts	8/356/44.5	4/197/49.2
Fumbles/Lost	1/0	0/0
Return Yardage	130	68
Penalties/Yards	5/64	6/49
Time of Possession	31:49	28:11

WVU RUSHING: Shell 16-84, Howard 8-50, Crawford 12-40; WVU PASSING: Howard 20-33-1-389; WVU RECEIVING: Gibson 6-171, Short 6-93, White 5-88; WVU TACKLES (TFL/QS): Douglas 11 (1/0), Benton 7, Harper 6; WVU INTERCEPTIONS: Benton.

YSU RUSHING: Davis 13-62, Ruiz 11-48, McCaster 12-41, Hosick 4-37; YSU PASSING: Davis 11-26-0-189; YSU RECEIVING: Bailey 3-92; YSU TACKLES (TFL/QS): Smith 12, Alexander 7, Dellovade 7; YSU INTERCEPTIONS: Thompson.

Attendance - 56,261





Shelton **GIBSON**

Maurice **FLEMING**

## GAME 3: WEST VIRGINIA 35, BYU 32

**LANDOVER, Md. (Sept. 24, 2016)** - West Virginia and Brigham Young squared off in a neutral site game at the home of the Washington Redskins, and the Mountaineers came out a 35-32 winner at FedExField in Landover, Maryland.

The game did not disappoint in terms of excitement and big plays and came down to the final minute, as West Virginia turned in two big defensive plays in the fourth quarter to earn the victory.

With WVU leading, 35-32, Jeremy Tyler's interception with 4:15 left ended one Cougar threat. Iowa transfer Maurice Fleming's interception at the two-yard line in the final minute ended the last BYU chance and sealed the victory for the Mountaineers.

To get the game started, West Virginia used a 5:38 drive to march 88 yards on 13 plays for a 7-0 lead, when tailback Rushel Shell III rushed in from six-yards away. The big play in the drive was a 35-yard pass play from quarterback Skyler Howard to junior receiver Shelton Gibson.

BYU answered on its first possession with a 6:33 drive that lasted 12 plays and covered 78 yards. The Cougars tied the game on a 25-yard pass from Taysom Hill to Mitch Juergens.

Only 2:44 remained in the opening quarter and each team only had the ball once, as long sustained drives consumed much of the quarter.

The Cougars grabbed their only lead of the game with 14:17 left in the half with a Rhett Almond 22-yard field goal. A 56-yard run by tailback Jamaal Williams set up the score.

West Virginia regained the lead for good as Shell's second touchdown in the game came at the 9:50 mark of the first half, when he powered in from the two-yard line to end an 86-yard drive.

Leading 14-10, WVU cornerback Rasul Douglas made Hill pay for an errant pass, returning the interception 54 yards for West Virginia's third score of the game with 2:23 left before halftime.

Brigham Young quickly moved the ball 43 yards and ended the half on Almond's 25-yard field goal to put its deficit at 21-13 heading into the locker room.

Much like West Virginia started the game with a long scoring drive, Brigham Young did the same to start the second half. A 4:08 drive ended with a seven-yard touchdown run by Williams to tighten the game at, 21-19, early in the third.

However, there was no panic on the West

Virginia sideline, and after the defense forced a BYU fumble, the Mountaineers stretched their lead to 28-19 on Howard's five-yard scoring run with 2:28 left in the third quarter.

West Virginia's offense went back to work in the fourth quarter and turned in an impressive 99-yard drive highlighted by a 32-yard connection from Howard to Gibson. A nine-yard scoring reception by receiver Daikiel Shorts Jr. gave the Mountaineers what seemed to be a comfortable 35-19 lead with 11:20 left in the game.

But Brigham Young would not go away, which set up late game excitement on the neutral field.

Hill brought the Cougars back to within 10, 35-

25, at the 9:09 mark, as he engineered a 67-yard drive that ended with a three-yard touchdown run by Williams.

After a West Virginia punt, Hill again had the Cougars on the move with a nine-play, 72 yard drive that ended with an 18-yard touchdown pass to Moroni Laulu-Pututau.

Only 4:15 was left, but WVU could not run out the clock, giving the ball back to BYU. Tyler's interception ended one Cougar drive, but when the Mountaineers fumbled on the BYU four-yard line with 2:36 left, the Cougars had one last chance. Needing only a field goal to tie, BYU moved the ball to the West Virginia 28-yard line, but Fleming's interception of Hill ended BYU's final threat.

West Virginia got big numbers from Gibson with 144 yards receiving, while Howard finished with 332 yards passing. The defensive effort came up with three total interceptions of Hill and was paced by Kyzir White with nine tackles.

Williams was an outstanding rusher for the Cougars as he finished with 169 yards (128 in the first half) and two scores. Not only did Hill pass for 241 yards, but he turned in another 101 yards rushing to join Williams in leading the BYU offense. Fred Warner collected 14 tackles for the Cougar defense.

Final numbers showed West Virginia with 149 yards on the ground and 332 through the air to total 481 yards of total offense. Brigham Young finished with 280 yards rushing and 241 passing for 521 total yards.

The Mountaineers won the turnover battle by a 4-2 count. The big play extended scoring drives of 99, 88, 86 and 59 yards, along with a 54-yard interception return. All those factors added up to improve West Virginia's record to 3-0 on the season and 1-0 all-time vs. BYU.

## SCORING AND STATISTICAL SUMMARY

	1	2	3	4	Total
BYU	7	6	6	13	32
West Virginia	7	14	7	7	35

1st	WVU - Rushel Shell 6 rush (Mike Molina kick)
	BYU - Mitch Juergens 25 pass from Taysom Hill (Rhett Almond kick)
2nd	BYU - Almond 22 FG
	WVU - Shell 2 rush (Molina kick)
	WVU - Rasul Douglas 54 interception return (Molina kick)
	BYU - Almond 25 FG
3rd	BYU - Jamaal Williams 7 rush (Hill pass failed)
	WVU - Skyler Howard 5 rush (Molina kick)
4th	WVU - Daikiel Shorts Jr. 9 pass from Howard (Molina kick)
	BYU - Williams 3 rush (Juergens pass failed)
	BYU - Moroni Laulu-Pututau 18 pass from Hill (Almond kick)

	BYU	WVU
First Downs	27	26
Rushes/Yards	40/280	35/149
Passing Yardage	241	332
Passes	23/36/3	31/40/1
Punts	2/70/35.0	3/123/41.0
Fumbles/Lost	2/1	1/1
Return Yardage	141	175
Penalties/Yards	8/51	4/38
Time of Possession	30:44	29:16

WVU RUSHING: Crawford 9-86, Shell 11-35, Howard 11-27; WVU PASSING: Howard 31-40-1-332; WVU RECEIVING: Gibson 4-144, Durante 6-32, White 4-39; WVU TACKLES (TFL/QS): White 9 (1/0), Harper 8, Shuler 8; WVU INTERCEPTIONS: Douglas, Fleming, Tyler.

BYU RUSHING: Williams 24-169, Hill 13-101; BYU PASSING: Hill 23-35-3-241; BYU RECEIVING: Kurtz 6-78, Juergens 5-50, Pearson 4-55; BYU TACKLES (TFL/QS): Warner 15 (1/0), Nacua 6; BYU INTERCEPTIONS: Pau'u.

Attendance - 38,207



KyzirWHITE

JustinCRAWFORD

### GAME 4: WEST VIRGINIA 17, KANSAS STATE 16

**MORGANTOWN, W.Va. (Oct. 1, 2016)** - West Virginia was looking for its first Big 12 victory over Kansas State in four tries and finally broke through in the fifth effort with a 17-16 win over the Wildcats in front of 61,701 on Homecoming at Milan Puskar Stadium.

While the offense struggled in the first half, the West Virginia defense kept the Mountaineers in the game by holding Kansas State to three field goals on key possessions and keeping the Wildcats out of the end zone.

Kansas State's chance for the road win ended with 2:03 remaining, when Matthew McCrane missed a 43-yard field goal, enabling the Mountaineers to run out the clock.

After being shut out in the first half for the first time since 2013 and first time at home since 2005, the Mountaineers used a spark in the running game from Justin Crawford, who delivered several key runs. The passing attack was aided by clutch catches from junior receiver Shelton Gibson to keep drives alive and move the chains in big chunks of yards.

The Mountaineers had the first crack at scoring, but senior kicker Josh Lambert missed on 30-yard field goal attempt to end an early drive. The fourth game of the season marked the return of the former Lou Groza Award finalist after being suspended for the first three games of the season.

After Lambert's miss, Kansas State came up with the game's first turnover when WVU quarterback Skyler Howard's pass to receiver Ka'Raun White was bobbled and intercepted by KSU's Elijah Lee.

The Wildcats made the Mountaineers pay for the turnover with a seven-play, 48-yard drive that ended with a two-yard scoring run by quarterback Jesse Ertz.

Kansas State extended its lead to 10-0 at the 12:04 mark of the second quarter, when McCrane converted a 37-yard field goal attempt. The scoring drive covered nine plays and 46 yards.

West Virginia could not muster any scoring chances in the second quarter and fell behind 13-0 at the half when McCrane converted on a 31-yard field goal with 1:06 remaining. Ertz completed a pass of 37 yards and tailback Dalvin Warmack had a big 18-yard rush in the drive to set up the score.

Once again, the Mountaineer defense was able to keep the Wildcats out of the end zone on the 11-play scoring drive, which consumed more than

5:00 in the quarter. Trailing only 13-0 at the half was a plus for West Virginia, which was outgained 178-174, in total yards at the halfway point.

West Virginia got the ball first in the second half, and needed to put some points on the board. The offense delivered with a 55-yard drive and a 37-yard field goal by Lambert. Howard hit receiver Daikiel Shorts Jr. for a 31-yard pass play to move the chains on third down and keep the drive alive.

After Lambert's field goal, Kansas State struck again with a 58-yard kickoff return by Byron Pringle setting the Wildcat offense up in good field position. Ertz took care of the rest as he rushed for 25 of the 37 yards in the nine-play drive, leading to a 22-yard field goal by McCrane for a 16-3 Wildcat

advantage. However, once again, the Mountaineer defense kept KSU out of the end zone, which would be crucial heading into the final stanza.

Fourth quarter action belonged to West Virginia as the Mountaineers used two scoring drives and a big defensive stand to finally break through and defeat Kansas State.

The Mountaineers scored their first touchdown of the game with 13:41 left to play on Crawford's one-yard run. The score was set up by Howard's 52-yard completion to Gibson.

With Kansas State leading 16-10, the Mountaineer defense continued to keep the game close, coming up with an interception and a three-and-out on the Wildcats' next two drives.

With the sellout crowd back in the game, Howard started the winning drive with 8:18 left to play. Nine snaps later, he found Jovon Durante for a seven-yard scoring toss to give the Mountaineers their first lead.

Howard finished with 298 yards passing, Crawford added 104 rushing and Gibson 104 yards receiving to lead the WVU offense. Jarrod Harper paced three defense with eight tackles.

KSU got 166 yards passing from Ertz followed by 61 receiving from Pringle and 53 from tailback Charles Jones. The Wildcat defense was led by Elijah Lee with eight tackles, one sack and one interception. McCrane hit his first three field goals, but could not convert on attempt number four.

Final totals showed West Virginia with 124 yards rushing and 298 passing to total 422 yards of offense. Kansas State finished with 120 yards on the ground and 166 through the air for 286 total yards.

West Virginia improved to 4-0 and won its Big 12 Conference opener for the first time since 2012. The victory broke an overall five-game losing streak to Kansas State.

## SCORING AND STATISTICAL SUMMARY

	1	2	3	4	Total
Kansas State	7	6	3	0	16
West Virginia	0	0	3	14	17

- 1st KSU - Jesse Ertz 2 rush (Matthew McCrane kick)
- 2nd KSU - McCrane 37 FG  
KSU - McCrane 31 FG
- 3rd WVU - Josh Lambert 37 FG  
KSU - McCrane 22 FG
- 4th WVU - Justin Crawford 1 rush (Mike Molina kick)  
WVU - Jovon Durante 7 pass from Skyler Howard (Molina kick)

	KSU	WVU
First Downs	17	21
Rushes/Yards	42/120	35/124
Passing Yardage	166	298
Passes	10/30/1	24/41/1
Punts	5/207/41.4	4/160/40.0
Fumbles/Lost	1/0	1/1
Return Yardage	101	60
Penalties/Yards	6/25	6/60
Time of Possession	33:42	26:18

WVU RUSHING: Crawford 18-104, Shell 8-35; WVU PASSING: Howard 24-41-1-298; WVU RECEIVING: Durante 7-67, Shorts 5-72, Gibson 3-104; WVU TACKLES (TFL/QS): Harper 8, White 8 (1/1), Tyler 8 (1/0), Benton 6; WVU INTERCEPTIONS: Douglas

KSU RUSHING: Jones 16-53, Warmack 8-35; KSU PASSING: Ertz 10-30-1-166; KSU RECEIVING: Pringle 4-61, Heath 2-35; KSU TACKLES (TFL/QS): Lee 14 (1/1), Barnette 8; KSU INTERCEPTIONS: Lee.

Attendance - 61,701



Skyler **HOWARD**

Sean **WALTERS**

**GAME 5: NO. 20/18 WEST VIRGINIA 48, TEXAS TECH 17**

**LUBBOCK, TEXAS. (Oct. 15, 2016)** - West Virginia gained an important Big 12 road victory with a dominating 48-17 victory over Texas Tech at Jones AT&T Stadium.

Texas Tech entered the Big 12 matchup as the No. 1 passing team in the nation and No. 2 in total offense and scoring, but that was before the Red Raiders met West Virginia defensive coordinator Tony Gibson and his 3-3-5 defense.

The Mountaineer defense dominated the Red Raider offense, holding it to a season low in points, breaking its 50-point home scoring streak and limiting the Texas Tech rushing attack to just 34 yards.

Meanwhile, the Mountaineer offense clicked on many cylinders with a 100-yard receiver and rusher, the highest scoring output of the season and outgaining the Red Raiders by 271 yards.

The Mountaineer defense dominated the Red Raider offense, holding it to a season low in points, breaking its 50-point home scoring streak and limiting the Texas Tech rushing attack to just 34 yards.

Pregame hype predicted a high-scoring shootout between the two teams and first-quarter action did not do anything to dispel the thinking.

West Virginia got on the board at the 9:30 mark of the first quarter on tailback Justin Crawford's 10-yard run, ending an impressive 91-yard drive. A 53-yard pass from quarterback Skyler Howard to receiver Daikiel Shorts Jr. proved to be the big play in the drive.

After a missed WVU field goal, Texas Tech took advantage of the field position to complete a 74-yard scoring drive, highlighted by a 44-yard touchdown pass from quarterback Patrick Mahomes to receiver Jonathan Giles. The scoring play tied the game at 7-7 with 1:51 left in the quarter.

However, West Virginia was left with enough time to take a 10-7 lead after one quarter on a 34-yard field goal by kicker Mike Molina. A 51-yard pass play from Howard to Jovon Durante changed the field position and put the Mountaineers in field goal range.

After the Texas Tech touchdown, the West Virginia defense started to assert itself on the nation's No. 1 passing team. The Mountaineers held the Red Raiders to just three points on their next six possessions and 51 plays before a late fourth-quarter touchdown by Tech.

While the Mountaineer defense was putting the clamps on the Red Raiders, the offense kept clicking. Fourteen more points in the second quarter gave West Virginia a 24-7 halftime lead.

Crawford turned in his second touchdown on a five-yard pass play with Howard. Once again a big 47-yard pass play from Howard to Gary Jennings

set up the score, which completed an 89-yard drive.

Then Howard got in on the scoring action just over two minutes later with an eight-yard run. Howard's 20-yard run and his 27-yard completion to Shorts were the big plays.

Texas Tech took the opening possession of the third quarter and came away with a 42-yard field goal by Clayton Hatfield to pull the Red Raiders within 14 points at 24-10.

However, the Mountaineers went on to score 17 straight points to put the game away.

Before the third quarter ended, Molina added a 22-yard field goal, before Howard engineered an eight-play, 83-yard drive early in the fourth and capped it off with a one-yard run for his second

score of the afternoon. Freshman running back Kennedy McKoy provided the rushing spark in the second half, coming up with 56 yards on the ground in the drive.

The Mountaineers took advantage of a bad Tech snap on a punt to gain good field position, setting up a 14-yard touchdown run by Rushel Shell III.

The Red Raiders added a fourth quarter score, when backup quarterback Nic Shimonek hit Giles for a 16-yard touchdown reception.

In an effort to run out the fourth quarter clock, the Mountaineers turned in a 75-yard fourth quarter drive, which saw Shell add his second touchdown in the game. Between Shell and McKoy, WVU rushed the ball 10-straight times en-route to the end zone.

Howard turned in more than 400 yards of total offense with 318 yards passing and 89 yards rushing. Shorts reached 100 yards receiving on just three catches, while Shell finished with 104 yards rushing, just ahead of McKoy's 99 rushing yards.

Defensively, five Mountaineers turned in five tackles each, and the unit accumulated four sacks, eight tackles for a loss of 60 yards and one interception

For Texas Tech, Mahomes finished with 305 yards passing, while Giles hauled in 136 yards receiving. The Red Raider defense was led by Jah'Shawn Johnson with 10 tackles.

Final totals showed West Virginia with 332 yards rushing and 318 passing for a balanced 650 yards of total offense. Texas Tech finished with 34 yards on the ground and 345 through the air for a final total of 379 yard of offense.

The win gave West Virginia its third straight victory over Texas Tech and raised its season record to 5-0 overall and 2-0 in Big 12 play. The Red Raiders fell to 3-3 overall and 1-2 in league play. Overall, the Mountaineers now lead the all-time series against the Red Raiders by a 4-2 count.

## SCORING AND STATISTICAL SUMMARY

	1	2	3	4	Total
West Virginia	10	14	3	21	48
Texas Tech	7	0	3	7	17

- 1st WVU - Justin Crawford 10 rush (Mike Molina kick)  
TTU - Jonathan Giles 44 pass from Patrick Mahomes (Clayton Hatfield kick)  
WVU - Molina 34 FG
- 2nd WVU - Crawford 5 pass from Skyler Howard (Molina kick)  
WVU - Howard 8 rush
- 3rd TTU - Hatfield 42 FG  
WVU - Molina 22 FG
- 4th WVU - Howard 1 rush (Molina kick)  
WVU - Rushel Shell III 14 rush (Molina kick)  
TTU - Giles 16 pass from Nic Shimonek (Hatfield kick)  
WVU - Shell III 3 rush (Molina kick)

	WVU	TTU
First Downs	28	21
Rushes/Yards	46/332	27/34
Passing Yardage	318	345
Passes	21/31/0	32/50/1
Punts	1/45/45.0	4/146/36.5
Fumbles/Lost	0/0	1/0
Return Yardage	29	92
Penalties/Yards	9/95	10/103
Time of Possession	29:38	30:22

WVU RUSHING: Shell 21-104, McKoy 4-99, Howard 12-89; WVU PASSING: Howard 21-31-0-318; WVU RECEIVING: Shorts 3-100, White 7-67, Durante 4-83; WVU TACKLES (TFL/QS): White 5, Tyler 5, Benton 5, Long 5 (1/0), Arndt 5; WVU INTERCEPTIONS: Walters.

TTU RUSHING: Ward 6-27, Felton 5-18; TTU PASSING: Mahomes 28-44-1-305; TTU RECEIVING: Giles 8-136, Sadler 4-93; TTU TACKLES (TFL/QS): Johnson 10, Brooks 7 (1/0); TTU INTERCEPTIONS: None.

Attendance - 54,111



Ka'Raun WHITE

Noble NWACHUKWU

### GAME NO. 6: NO. 12/13 WEST VIRGINIA 34, TCU 10

MORGANTOWN, W.Va. (Oct. 22, 2016) - West Virginia used four touchdown passes from Skyler Howard and another great defensive effort to defeat TCU, 34-10, in front of 61,780 fans at Milan Puskar Stadium.

The game was West Virginia's most complete of the season. Howard completed 70 percent of his passes and threw touchdown passes of 10, 22, 11 and 16 yards in leading the Mountaineer offense. The WVU special teams forced two fumbles, with one leading to a touchdown, while the defense held the Horned Frogs scoreless in the second half and well below their more than 40-point scoring average.

On the game's opening kickoff, Marvin Gross Jr. forced a fumble by TCU's Deante Gray, which was recovered by Nana Kyeremeh to start the momentum and put the home crowd into a frenzy.

Starting at the TCU 17-yard line, it took only three plays for Howard to find receiver Daikiel Shorts Jr. for a 10-yard scoring strike.

The fumble and subsequent touchdown were important, because West Virginia won the coin toss and elected to defer to the second half. With the Mountaineers getting the ball to start the third quarter, along with forcing a fumble on the opening kickoff, it basically took a drive and scoring chance away from the Horned Frogs and they never recovered.

A Rasul Douglas interception on TCU's actual first possession again put the Horned Frogs in a hole. West Virginia added to its lead at the 9:37 mark of the first quarter when Howard connected with Shelton Gibson for a 22-yard touchdown pass.

TCU cut into the West Virginia lead before the quarter ended on a Brandon Hatfield 30-yard field goal, ending a 62-yard drive in 11 plays.

The Horned Frogs again were on the march early in the second quarter and completed a 76-yard drive on Jaelan Austin's 11-yard reception from quarterback Kenny Hill to pull within four at 14-10.

But that's as close as the Horned Frogs would get to overcoming the fumble on the opening kickoff. The Mountaineer defense took over from there and blanked the high-powered TCU offense the rest of the way.

West Virginia extended its lead in the second quarter to 21-10 and that's where it stayed going into the locker room after Gary Jennings hauled in an 11-yard pass from Howard for the score, ending a 67-yard drive.

Just as the fumble on the opening kickoff

eliminated a scoring opportunity for the Horned Frogs, the Mountaineers made the most of their first possession of the second half. By controlling the clock for 7:36, the Mountaineers kept the Horned Frog offense off the field and added a 38-yard Mike Molina field goal for a 24-10 advantage.

The scoring drive took 15 plays and saw the Mountaineers convert on three third-down opportunities to open up the 14-point cushion.

West Virginia found the end zone for the fourth and final time with 1:02 left in the third quarter. Howard's fourth TD stike was a 16-yard completion to Ka'Raun White, putting the finishing touches on an 11-play drive.

The Mountaineers added a Molina 26-yard field

goal in the fourth quarter to close the scoring. Molina's field goal ended a 5:51, 10-play drive giving West Virginia three drives of more than five minutes long. WVU's three scoring drives in the second half timed out at 7:36, 5:17 and 5:51 and eliminated any chance of a TCU comeback.

Aside from Howard's numbers, tailback Rushel Shell III was a workhorse for the Mountaineers, turning in his second straight 100-yard performance. Shell's numbers showed 24 carries for 117 yards with a long run of 28 yards and a 4.9 yards per carry average. He also turned in two catches for 35 yards with a long reception of 28.

Shorts topped the West Virginia receivers with four catches for 74 yards and one score as Howard completed passes to six different receivers in the game. West Virginia's defense was led by linebackers Justin Arndt and Al-Rasheed Benton with six tackles each.

The TCU offense was paced by running back Kyle Hicks with 103 yards on 15 carries. Hill passed for 148 yards, with his favorite target being Daniel Walsh with four receptions. The TCU defense was led by Travin Howard with 11 tackles, while the unit as a whole collected five sacks and 10 tackles for loss.

Final numbers showed West Virginia with 158 yards rushing and 231 passing to total 389 yards of offense. TCU came in at 152 yards on the ground and 148 through the air for 300 yards of total offense.

West Virginia's edge in time of possession came into play with the Mountaineers holding a commanding 33:40 to 26:20 edge, which basically kept Howard and the Mountaineer offense on the field and Hill and the Horned Frog attack off the field.

The win raised the West Virginia record to 6-0 overall and 3-0 in the Big 12. It marked the first time the Mountaineers have started the season 6-0 since 2006.

## SCORING AND STATISTICAL SUMMARY

	1	2	3	4	Total
TCU	3	7	0	0	10
West Virginia	14	7	10	3	34

- 1st WVU - Daikiel Shorts 10 pass from Skyler Howard (Mike Molina kick)  
WVU - Shelton Gibson 22 pass from Howard (Molina kick)  
TCU - Brandon Hatfield 30 FG
- 2nd TCU - Jaelan Austin 11 pass from Kenny Hill (Hatfield kick)  
WVU - Gary Jennings 11 pass from Howard (Molina kick)
- 3rd WVU - Molina 38 FG  
WVU - Ka'Raun White 16 pass from Howard (Molina kick)
- 4th WVU - Molina 26 FG

	TCU	WVU
First Downs	18	25
Rushes/Yards	29/152	48/158
Passing Yardage	148	231
Passes	18/31/1	16/23/0
Punts	6/239/39.8	5/216/43.2
Fumbles/Lost	2/2	0/0
Return Yardage	113	99
Penalties/Yards	10/67	7/45
Time of Possession	26:20	33:40

WVU RUSHING: Shell 24-117, McKoy 7-38; WVU PASSING: Howard 16-23-0-231; WVU RECEIVING: Shorts 4-74, White 4-42; WVU TACKLES (TFL/QS): Arndt 6, Benton 8, Battle 5; WVU INTERCEPTIONS: Douglas.

TCU RUSHING: Hicks 15-103, Olonilua 2-20; TCU PASSING: Hill 18-31-1-148; TCU RECEIVING: Walsh 4-32, Hicks 3-17, Williams 2-19; TCU TACKLES (TFL/QS): Howard 11, Johnson 7 (1/0); TCU INTERCEPTIONS: None.

Attendance - 61,780



Noble **NWACHUKWU**

Kennedy **MCKOY**

## GAME NO. 7: OKLAHOMA STATE 37, NO. 10/9 WEST VIRGINIA 20

**STILLWATER, Okla. (Oct. 29, 2016)** - Oklahoma State took advantage of three West Virginia turnovers to hand the No. 10/9 Mountaineers their first loss of the season, 37-20, at Boone Pickens Stadium.

The Cowboys converted those three turnovers into 17 points, which provided the difference in the game.

Despite winning just about every key statistical category, the Mountaineers could not overcome the turnovers, as the Cowboys won in front of 59,584 fans on Homecoming. The victory was also Oklahoma State Coach Mike Gundy's 100th career win at his alma mater.

The game started well for West Virginia as the Mountaineers scored first at the 10:57 mark of the first quarter. Capping an 11-play drive, kicker Mike Molina gave the Mountaineers a 3-0 lead after his 36-yard field goal.

It didn't take long for Oklahoma State to answer the score with a field goal of its own. Driving 49 yards, the Cowboys tied the game on Ben Grogan's 32-yard field goal with 7:02 left in the opening quarter.

The Cowboys took their first lead in the game with just 1:25 left in the first, when Grogan made good on a 25-yard field goal attempt, ending a 71-yard drive.

However, West Virginia regained the lead early in the second quarter, when quarterback Skyler Howard connected with receiver Shelton Gibson for a 19-yard touchdown pass. The drive covered 75 yards in 12 plays and ate up 4:57 of the clock.

But the day started to turn after that touchdown. On WVU's next possession, OSU's Vincent Taylor sacked Howard and forced a fumble, which was recovered at the Mountaineer eight-yard line.

It didn't take long for Oklahoma State to make the Mountaineers pay as quarterback Mason Rudolph connected with Chris Lacy two plays later for a five-yard scoring toss and a 13-10 OSU lead with 8:26 left in the half.

Seizing on the momentum, Oklahoma State would not lose the lead again and upped its margin to 20-10 after a missed WVU field goal. Rudolph led the Cowboys on a 15-play, 78-yard drive and ended it with a three-yard pass to Jalen McCleskey for the 10-point lead at the break.

Oklahoma State had the ball first to start the third quarter, and the Mountaineers needed a stop, and got the break they needed, when Grogan missed on a 38-yard field goal attempt.

But West Virginia could not capitalize on the missed field goal and Oklahoma State added to its lead, when Ramon Richards intercepted Howard and returned it 59 yards to the Mountaineer nine-yard line. Three plays later, Rudolph scampered in from two yards out for a 27-10 OSU lead at the 2:08 mark of the third quarter.

Moving quickly, West Virginia countered early in the fourth quarter on a 12-yard Howard touchdown run, closing the deficit to 27-17.

West Virginia then closed the gap even more to 27-20 on a Molina 21-yard field goal with 8:58 left in the game.

However, Oklahoma State answered when it needed too. Holding the seven-point advantage, Rudolph directed the Cowboy offense on a 67-yard drive that saw him throw for 59 of the 67 yards, giving Oklahoma State a 34-20 advantage with 5:15 left.

The Cowboys closed the game with one more interception of Howard, which was returned 26 yards by defensive back Kevin Henry. The interception led to a 22-yard field goal by Grogan, his third of the game, and the 17-point victory.

Howard finished with 212 yards passing and Kennedy McKoy and Justin Crawford combined for 163 yards rushing in the absence of an injured Rushel Shell III. Daikiel Shorts Jr. led the West Virginia receivers with 82 yards on a career high eight catches, while Justin Arndt, Noble Nwachukwu and Al-Rasheed Benton each turned in seven tackles.

Rudolph finished with 273 yards passing and three touchdowns to go along with one rushing score. James Washington finished with six catches for 177 yards, while McCleskey hauled in 11 catches. The Cowboy defense was led by Chad Whitener with 13 tackles, including one sack.

Final totals for the two teams stood at 209 yards rushing for the Mountaineers and 212 passing for 421 yards of total offense. Oklahoma State turned in 85 yards on the ground and 273 through the air for 358 total yards.

The victory gave Oklahoma State a 3-2 lead in Big 12 play against West Virginia, and the loss broke a seven-game overall winning streak for the Mountaineers and a three-game Big 12 Conference winning streak.

## SCORING AND STATISTICAL SUMMARY

	1	2	3	4	Total
West Virginia	3	7	0	10	20
Oklahoma State	6	14	7	10	37

1st	WVU - Mike Molina 36 FG OSU - Ben Grogan 32 FG OSU - Grogan 25 FG
2nd	WVU - Shelton Gibson 19 pass from Skyler Howard (Molina kick) OSU - Chris Lacy 5 pass from Mason Rudolph (Grogan kick) OSU - Jalen McCleskey 3 pass from Rudolph (Grogan kick)
3rd	OSU - Rudolph 2 rush (Grogan kick)
4th	WVU - Howard 12 rush (Molina kick) WVU - Molina 21 FG OSU - Lacy 7 pass from Rudolph (Grogan kick) OSU - Grogan 22 FG

	WVU	OSU
First Downs	27	17
Rushes/Yards	41/209	31/85
Passing Yardage	212	273
Passes	24/39/2	26/36/0
Punts	3/136/45.3	4/179/44.8
Fumbles/Lost	1/1	0/0
Return Yardage	28	143
Penalties/Yards	6/46	3/30
Time of Possession	30:09	29:51

WVU RUSHING: McKoy 10-83, Crawford 13-80; WVU PASSING: Howard 24-39-2-212; WVU RECEIVING: Shorts 8-82, White 6-60; WVU TACKLES (TFL/QS): Arndt 7, Nwachukwu 7 (1/0), Benton 7; WVU INTERCEPTIONS: None.

OSU RUSHING: Hill 19-54; OSU PASSING: Rudolph 26-36-0-273; OSU RECEIVING: McCleskey 11-66, Washington 6-117; OSU TACKLES (TFL/QS): Whitener 13 (1/1), Flowers 9; OSU INTERCEPTIONS: Richards, Henry.

Attendance - 59,584



Jarrod HARPER

Shelton GIBSON

### GAME NO. 8: NO. 14/15 WEST VIRGINIA 48, KANSAS 21

**MORGANTOWN, W.Va. (Nov. 5, 2016)** - West Virginia brought in the month of November with its seventh win of the season, dominating Kansas, 48-21, in front of 56,343 on a chilly night in Morgantown.

Trying to bounce back from a loss at Oklahoma State the week before, the Mountaineers took care of business and built up a 31-0 halftime lead to let everyone know that there were no lingering effects from the week before.

The Mountaineer defense held the Jayhawks to just 53 rushing yards in the first half and 135 yards total in tossing a first-half shutout.

WVU quarterback Skyler Howard was responsible for five touchdowns (2 rushing, 3 passing) and totaled 324 all-purpose yards.

Despite missing injured starter Rushel Shell III at tailback, Justin Crawford and Kennedy McKoy filled in admirably as both went over 100 yards to lead the rushing attack. The ground game complemented the passing attack as two WVU receivers went over the 100-yard receiving mark, giving the Mountaineers four players with more than 100 yards at their respective positions.

It didn't take West Virginia long to get on the scoreboard, as the Mountaineers took the game's opening possession 57 yards and collected a 35-yard field goal from Mike Molina.

Before the quarter ended, Howard engineered a 77-yard drive that ended with his 22-yard touchdown run for a 10-0 advantage. A 44-yard run by McKoy was the big play in the drive.

Three more touchdowns in the second quarter enabled West Virginia to build up a 31-point cushion. Howard called his own number again with 8:27 left in the half, rushing in from 33 yards out. His run accounted for 33 of the 52 yards in the drive.

West Virginia marched again on its next possession, going 72 yards in seven plays, scoring on Howard's seven-yard touchdown strike to Daikiel Shorts Jr. Like McKoy on a previous scoring drive, Crawford turned in the big play with a 37-yard rush on third-and-two to keep the drive alive.

West Virginia's final scoring drive of the first half started with just 1:32 left on the clock, but the Mountaineers made the most of what little time was left before halftime.

Howard completed a 21-yard pass to Shorts and a 17-yard pass to receiver Ka'Raun White to set up a 19-yard scoring toss to receiver Shelton Gibson for the 31-0 advantage.

Kansas got its first points of the game early in the third by taking advantage of a West Virginia fumble deep in its own territory. Ke'aun Kinners rushed in from two yards away and accounted for all 29 yards in the drive, putting the score at 31-7.

The Mountaineers rebounded from the fumble on the earlier possession and drove 65 yards in four plays to take a 38-7 lead on Crawford's 27-yard touchdown run. Crawford also had a 25-yard run to get the drive started before ending it with his first score of the night.

Later in the third quarter, the Mountaineers padded their lead, when Howard connected with Gibson for another scoring toss. The 32-yard pass play ended a 67-yard drive and gave West Virginia

a 45-7 lead with 5:35 left in the third quarter.

Kansas closed the scoring in the third, when backup quarterback Carter Stanley hit Martin Taylor for a 45-yard pass play, putting the score at 45-14 heading into the fourth.

After a missed WVU field goal, Kansas scored its final points, when Stanley hooked up with Steven Sims for an 11-yard touchdown reception.

Making amends for the earlier miss, Molina ended the scoring with 9:53 left, when he converted on a career-long 39-yard field goal, which was set up by a 51-yard kickoff return by Gibson.

Howard's night ended at 260 passing yards, with 104 going to Shorts on seven catches and 102 going to Gibson on four catches. Crawford finished with 129 rushing yards on 13 carries, while McKoy totaled 127 on 18 attempts. The Mountaineer defense was led by Jarrod Harper with seven solo tackles and Rasul Douglas with two interceptions.

Jayhawk quarterback Montell Cozart finished with 124 yards passing, while Stanley added 127 passing yards coming off the bench. Kinner led the Jayhawk rushers with 65 yards, while Sims topped all receivers with 124 yards on nine catches. Leading the Kansas defense was Tevin Shaw, Fish Smithson and Dorance Armstrong with seven tackles each.

Final numbers showed West Virginia with an impressive 341 yards rushing and 264 passing for 605 yards of offense. Kansas ended the night with 150 yards on the ground and 291 through the air for 441 yards.

With the win, West Virginia upped its record to 7-1 overall and 4-1 in the Big 12. The Mountaineers have now won three straight in the series with Kansas.

## SCORING AND STATISTICAL SUMMARY

	1	2	3	4	Total
Kansas.....	0	0	14	7	21
West Virginia .....	10	21	14	3	48

1st	WVU - Mike Molina 35 FG WVU - Skyler Howard 22 rush (Molina kick)
2nd	WVU - Howard 33 rush (Molina kick) WVU - Daikiel Shorts 7 pass from Howard (Molina kick) WVU - Shelton Gibson 19 pass from Howard (Molina kick)
3rd	KU - Ke'aun Kinner 2 rush (Matthew Wyman kick) WVU - Justin Crawford 27 rush (Molina kick) WVU - Gibson 32 pass from Howard (Molina kick)
4th	KU - Martin Taylor 45 pass from Carter Stanley (Wyman kick) KU - Steven Sims 11 pass from Stanley (Wyman kick) WVU - Molina 39 FG

	KU	WVU
First Downs	18	28
Rushes/Yards	37/150	47/341
Passing Yardage	291	264
Passes	21/36/2	17/28/0
Punts	6/250/41.7	3/128/42.7
Fumbles/Lost	1/0	2/1
Return Yardage	102	83
Penalties/Yards	9/10	6/59
Time of Possession	29:27	30:33

WVU RUSHING: Crawford 13-129, McKoy 18-127; WVU PASSING: Howard 16-27-0-260; WVU RECEIVING: Shorts 7-104, Gibson 4-102; WVU TACKLES (TFL/QS): Harper 7, Benton 5, Arndt 5; WVU INTERCEPTIONS: Douglas (2).

KU RUSHING: Kinner 14-65, Taylor 14-43; KU PASSING: Cozart 11-24-1-124, Stanley 9-11-1-127; KU RECEIVING: Sims 9-124, Barbel 5-60; KU TACKLES (TFL/QS): Shaw 7 (2/0), Smithson 7, Armstrong 7 (2/0); KU INTERCEPTIONS: None.

Attendance - 56,343



DaikielSHORTS JR

RasulDOUGLAS

## GAME NO. 9: NO. 11/10 WEST VIRGINIA 24, TEXAS 20

**AUSTIN, Texas. (Nov. 12, 2016)** - No. 11/10 West Virginia earned victory number eight of the 2016 season with a 24-20 win at Texas in front of 98,673 fans at DKR Texas Memorial Stadium.

The Mountaineers jumped out to a 17-3 first-half lead and survived several Texas comeback attempts to hang on for the win.

Despite committing four turnovers, West Virginia got a strong effort from its defense, which kept the Longhorns scoreless on all four drives after the turnovers.

It was the Mountaineers who scored the only points off miscues as three Longhorn turnovers resulted in seven points for the visitors.

Texas won the coin toss and elected to receive, and the move paid off as the Longhorns jumped out to a 3-0 lead on Trent Domingue's 25-yard field goal. The drive covered 65 yards in 12 plays and proved to be Texas' only lead in the game.

The lead lasted only 4:39 before West Virginia scored on its first possession. Quarterback Skyler Howard directed a 13-play drive that resulted in kicker Mike Molina's 44-yard field goal to tie the game. The kick was a season and career long for Molina.

The Mountaineers took the lead with 2:27 left in the first, when freshman tailback Kennedy McKoy found the end zone on an eight-yard run. McKoy's touchdown came after West Virginia marched 66 yards in nine plays. On the drive, Howard completed three passes of 11 yards or more to keep the chains moving.

West Virginia upped its lead to 17-3 early in the second quarter, when Howard connected on a 29-yard touchdown pass to Ka'Rau White to end a 70-yard drive. White was interfered with on the play and actually caught the ball while lying on his back.

Trailing by 14 points, Texas battled back in the second quarter to cut its deficit to four at halftime.

At the 7:35 mark, Longhorn quarterback Shane Buechele scored on a 10-yard run to make the score 17-10.

On its next possession, Texas basically ran out the second quarter clock by keeping the ball for 6:48, using 21 plays to drive 84 yards. However, the Mountaineer defense held at the two-yard line, forcing the Longhorns to settle for a Domingue 19-yard field goal.

With the first possession of the second half, West Virginia moved the ball 41 yards in two plays, but faltered on one of three Howard interceptions.

After the West Virginia defense held again, the

Mountaineers added to their lead after blocking a Texas field goal attempt. Howard directed a 79-yard scoring drive that was highlighted by his 48 yards passing and ended with McKoy's second touchdown in the game, this one from three yards away.

With WVU leading 24-13, Texas scored before the end of the third to close the gap to 24-20.

The Longhorns turned in an 80-yard drive, and receiver Colin Johnson hauled in a 20-yard touchdown pass from Buechele for the score with 1:28 left in the third.

Who knew at the time that those would be the final points in the game. Texas mounted four more drives in the fourth quarter only to be stopped by the Mountaineer defense.

The Longhorns reached the West Virginia 15-yard line on one drive before WVU safety Kyzir White forced a Buechele fumble on a dramatic sack. The next two drives lasted five and six plays before the Longhorns reached the Mountaineer 27-yard line on their final possession. However, when Buechele's pass fell incomplete as time expired, the West Virginia defense had come up big yet again.

Despite the three interceptions, Howard finished with 269 yards passing, while McKoy added 73 yards rushing and two scores. White totaled six catches for 82 yards and a touchdown, while Justin Arndt and David Long combined for 22 tackles on defense with each recording a sack.

Texas was led by the rushing of star tailback D'Onta Foreman with 167 yards. Buechele finished with 318 yards passing, and Dorian Leonard led all receivers with seven catches for 125 yards. The Longhorn defense was led by Edwin Freeman with eight stops.

Final totals heavily favored Texas. West Virginia rushed for 114 yards and passed for 269 to total 383 yards of offense. Texas, behind Foreman's rushing numbers, finished with 218 yards on the ground and 318 passing for 536 yards of total offense.

Several long drives in the game enabled the Longhorns to run 100 offensive plays compared to West Virginia's 73, which resulted in a time of possession advantage for the Longhorns by a 33:42 to 26:18 count.

The win was West Virginia's second straight over Texas and gives the Mountaineers a 4-2 all-time lead in the series and a 3-2 mark vs. the Longhorns in all-time Big 12 play.

The Mountaineers are now 3-1 all-time in Austin and 2-1 on the road vs. the Longhorns under Dana Holgorsen.

## SCORING AND STATISTICAL SUMMARY

	1	2	3	4	Total
West Virginia	10	7	7	0	24
Texas	3	10	7	0	20

1st	UT - Trent Domingue 27 FG WVU - Mike Molina 44 FG WVU - Kennedy McKoy 8 rush (Molina kick)
2nd	WVU - Ka'Rau White 29 pass from Skyler Howard (Molina kick) UT - Shane Buechele 10 rush (Domingue kick) UT - Domingue 19 FG
3rd	WVU - McKoy 3 rush (Molina kick) UT - Collin Johnson 20 pass from Buechele (Domingue kick)

	WVU	UT
First Downs	22	32
Rushes/Yards	38/114	50/218
Passing Yardage	269	318
Passes	21/35/3	31/50/1
Punts	5/223/44.6	4/175/43.8
Fumbles/Lost	1/1	3/2
Return Yardage	31	66
Penalties/Yards	5/55	5/50
Time of Possession	26:18	33:42

WVU RUSHING: McKoy 25-73; WVU PASSING: Howard 21-35-3-269; WVU RECEIVING: White 6-82, Shorts 5-75, Gibson 4-65; WVU TACKLES (TFL/QS): Arndt 12 (1/1), Long 10 (1/1), Fleming 9, Douglas 9; WVU INTERCEPTIONS: Douglas.

UT RUSHING: Foreman 35-167; UT PASSING: Buechele 31-48-1-318; UT RECEIVING: Leonard 7-125, Johnson 7-68; UT TACKLES (TFL/QS): Freeman 8 (1/0), Boyd 7, Roach 7 (3/1); UT INTERCEPTIONS: Locke, Haines (2).

Attendance - 98,673



Justin CRAWFORD

Darrien HOWARD

### GAME NO. 10: NO. 8/8 OKLAHOMA 56, NO 10/9 WEST VIRGINIA 28

**MORGANTOWN, W.Va. (Nov. 19, 2016)** - A cold, snowy November evening was the setting at Milan Puskar Stadium as No. 8/8 Oklahoma defeated No. 10/9 West Virginia, 56-28, in front of 57,645 fans.

It was the first matchup of two Top 10 ranked teams in Morgantown since 1993, and it was Oklahoma that handled the weather conditions and the football better.

Four West Virginia turnovers resulted in 21 points for the Sooners, who jumped out to a 34-0 first-half lead and never looked back.

The loss overshadowed an impressive performance from West Virginia tailback Justin Crawford, who rushed for a career-high 331 yards on 24 carries. He sprung for runs of 36, 36, 45, 45, and 61 yards on his way to the third-best rushing performance in Mountaineer football history.

Oklahoma countered with the strong running of Samaje Perine and Joe Mixon, combining for 307 yards and three touchdowns in the Sooner victory.

West Virginia forced an Oklahoma punt on the game's opening possession, but when the Mountaineers mishandled it, the Sooners recovered at the WVU 34-yard line. Six plays later, it was Perine who opened up the scoring with a two-yard run and a 7-0 OU lead.

OU struck again on its next possession, when quarterback Baker Mayfield hit receiver Dede Westbrook with a short pass that turned into a 75-yard touchdown, giving OU a 14-0 lead with 9:16 left in the opening quarter.

Another West Virginia punt set up the Sooners next score as they traveled 78 yards in nine plays and grabbed a 21-0 advantage on Mayfield's five-yard scoring toss to Jeffery Mead. A 25-yard completion to Westbrook and a 20-yard run by Mixon were the key plays in the drive.

The Mountaineers got their running game going in the second quarter, and used runs of 29 and 36 yards by Crawford to reach the Sooner 11-yard line before a fumble killed the drive.

Oklahoma marched 96 yards in eight plays and took a 28-0 lead when Mixon scored from five-yards out. Mixon had runs of 20, 13 and five yards to carry the load in the drive.

West Virginia went back on the offensive again on its next possession, using a 61-yard run by Crawford to reach the Oklahoma three-yard line. However a fumbled snap ended this drive, and the Sooners made WVU pay for the miscue.

This time a 97-yard scoring drive allowed the Sooners to jump out to a 34-0 advantage as Perine scored on a nine-yard rush.

After the missed OU extra point, West Virginia finally punched in its first score just before halftime as quarterback Skyler Howard connected with Jovon Durante for a 20-yard pass play.

Trailing 34-7, West Virginia took the third quarter's opening drive all the way down to the OU 27 before the Sooners' Jordan Evans intercepted a Howard fourth-down pass and returned it 80 yards for a 41-7 Sooner lead.

To West Virginia's credit, the Mountaineers kept fighting and after two punts, went on the offensive again before the end of the third quarter.

Crawford broke loose for a 45-yard run, and Howard rushed in from six-yards out to cut the deficit to 41-14 with 2:36 left in the third.

On the next drive, Howard hit receiver Shelton Gibson for a 61-yard completion to set up the quarterback's nine-yard rushing touchdown, putting the score at, 41-21, with 14:25 left in the game.

After forcing another Sooner punt, West Virginia closed the gap to 41-28 when Howard hit Ka'Rau White for a 37-yard scoring pass. The drive covered 85 yards in just 2:32.

West Virginia seemed to have the momentum with plenty of game left, but when the Sooner offense needed to come up big, it did. Mayfield engineered a 5:27 drive that ended with his one-yard run and extended the OU advantage to 49-28.

From there, Oklahoma closed the game with another Mayfield touchdown run that was set up by a 21-yard carry from Perine, and the Sooners left chilly Morgantown with the 28-point victory.

Besides Crawford's strong night, in which he averaged 13.8-yards per carry, top West Virginia performances came from Howard, who threw for two scores and ran for two more. Al-Rasheed Benton and Darrien Howard combined for 24 tackles to pace the defense.

Oklahoma's offensive numbers saw Perine with 160 rushing yards and two scores, Mixon with 147 yards and one touchdown and Mayfield with two passing touchdowns and two rushing to match Howard's totals. The Sooner defense was led by Emmanuel Beal with eight stops.

Final numbers showed West Virginia clearly in the lead, but turnovers definitely took a toll. The Mountaineers rushed for 388 yards and passed for 191 to total 579 yards. The Sooners collected 316 yards on the ground and 169 through the air for 485 total yards.

As strong as the tandem of Perine and Mixon was, WVU's Crawford outrushed the duo's combined efforts by 24 yards.

With the victory, Oklahoma has now won five straight against the Mountaineers, leading 5-0 in all-time Big 12 play.

## SCORING AND STATISTICAL SUMMARY

	1	2	3	4	Total
Oklahoma	21	13	7	15	56
West Virginia	0	7	7	14	28

1st	OU - Samaje Perine 2 rush (Austin Seibert kick) OU - Dede Westbrook 75 pass from Baker Mayfield (Seibert kick) OU - Jeffery Mead 5 pass from Mayfield (Seibert kick)
2nd	OU - Joe Mixon 5 rush (Seibert kick) OU - Perine 9 rush (Seibert kick) WVU - Jovon Durante 20 pass from Skyler Howard (Mike Molina kick)
3rd	OU - Jordan Evans 80 interception return (Seibert kick) WVU - Howard 6 rush (Molina kick) WVU - Howard 9 rush (Molina kick)
4th	WVU - Ka'Rau White 37 pass from Howard (Molina kick) OU - Mayfield 1 rush (Mark Andrews pass from Mayfield) OU - Mayfield 1 rush (Seibert kick)

	OU	WVU
First Downs	27	22
Rushes/Yards	64/316	38/388
Passing Yardage	169	191
Passes	9/15/1	12/27/1
Punts	5/188/37.6	5/200/40.0
Fumbles/Lost	1/0	3/3
Return Yardage	136	102
Penalties/Yards	6/72	7/91
Time of Possession	39:54	20:06

WVU RUSHING: Crawford 24-331; WVU PASSING: Howard 12-27-1-191; WVU RECEIVING: White 4-58, Gibson 2-65; WVU TACKLES (TFL/QS): Benton 14, Howard 10, Long 9; WVU INTERCEPTIONS: Douglas.

OU RUSHING: Perine 31-160, Mixon 24-147; OU PASSING: Mayfield 9-15-1-169; OU RECEIVING: Westbrook 2-100, Lewis 2-25; OU TACKLES (TFL/QS): Beal 8, Okoronkwo 7, Hunter 7 (1/0); OU INTERCEPTIONS: Evans.

Attendance - 57,645





MartellPETTEWAY

DarrienHOWARD

**GAME NO. 11: NO. 19/17 WEST VIRGINIA 49, IOWA STATE 19**

**AMES, Iowa (Nov. 26, 2016)** - West Virginia took advantage of Iowa State mistakes to chalk up its third straight victory over the Cyclones, 49-19, on Thanksgiving weekend at Jack Trice Stadium.

The Mountaineers scored 21 points off Iowa State turnovers, and made the Cyclones pay even more by scoring seven points off an unsuccessful onside kick in the first quarter and another 14 points from stopping ISU on two first-half fourth down plays from near midfield.

Between turnovers and missed ISU opportunities, the Mountaineers pounced for 35 points to break open the game.

Quarterback Skyler Howard threw for five touchdown passes, including a 71-yard scoring play to Shelton Gibson in the third quarter, which was WVU's longest play from scrimmage of the season. The performance marked Howard's third career game of throwing five touchdown passes.

Injuries to three tailbacks forced the WVU coaching staff to burn the redshirt of Martell Pettaway, and the true freshman running back responded with 181 yards rushing, one score and a 6.0 yards per carry average.

Iowa State started the scoring with a 40-yard Cole Netten field goal at the 11:18 mark of the first quarter. When the Cyclones failed on a surprise onside kick, West Virginia started its second drive of the game at the ISU 49-yard line.

It didn't take long to take advantage of the great field position as Howard connected with Ka'Raun White for a 34-yard scoring completion and a 7-3 Mountaineer lead.

West Virginia upped its lead to 14-3, when linebacker Justin Arndt recovered a Mike Warren fumble on a fourth-down try. A 50-yard completion from Howard to Shelton Gibson set up Kennedy McKoy's three-yard run with 4:56 left.

Iowa State ignited the home faithful by following up with a 97-yard kickoff return for a touchdown from Kene Nwangwu, putting the score at 14-10.

Before the first quarter ended, the Cyclones added a 28-yard Netten field goal, putting their deficit at 14-13 heading to the second quarter.

Howard found receiver Marcus Simms for a 48-yard touchdown strike after the WVU defense held the Cyclones on another fourth-down attempt. The catch was Simms' first career touchdown.

Before the half ended, Netten added his third field goal, this one from 32 yards, to put the half-time score at 21-16 in favor of West Virginia.

Key for the Mountaineers was the play of the defense. Even though the Cyclones totaled 263

yards of offense in the first half, the defense held Iowa State to three field goals.

The strong play from the WVU defense would continue in the second half. Iowa State took the first possession of the third quarter only 19 yards before Howard went to the air again and found Gibson for the 71-yard touchdown catch and a 28-16 Mountaineer lead.

Iowa State scored its final points in the contest at the 8:50 mark of the third, when Netten connected on a 31-yard field goal attempt, giving him four on the day.

With West Virginia leading 28-19, a 38-yard run by Howard set up the next score. Pettaway accounted for 36 more yards and ended the 86-yard

drive with a four-yard scoring run for his first career touchdown.

Another Iowa State fumble put West Virginia back on offense, and the Mountaineers first score of the fourth quarter was a 40-yard touchdown strike from Howard to Gibson, making it 42-19.

West Virginia closed the scoring at the 10:14 mark of the fourth, when Howard found tight end Trevon Wesco for a six-yard scoring reception. The score was not only Wesco's first career catch, but his first career touchdown.

To go with his five touchdown passes, Howard totaled 330 yards passing with 161 of those yards going to Gibson. Rasul Douglas turned in his fourth straight game with an interception and led the team with nine tackles. The pick was Douglas' eighth interception of the season and good enough for the No. 1 spot nationally and in the Big 12.

Iowa State quarterback Jacob Park finished with 371 yards passing on 23 completions. Running back David Montgomery led the Cyclone rushing attack with 141 yards, while Allen Lazard hauled in four catches for 103 yards. The Iowa State defensive effort was paced by Kane Seeley with 11 tackles and two TFL.

Final numbers showed West Virginia with 272 yards rushing and 341 passing for an impressive 613 yards of total offense. Of WVU's seven scoring drives, three went for more than 80 yards (80, 86, 88) and another went for 61 yards.

The Cyclones rushed for 190 yards and passed for 371 to total a strong 561 yards of offense. However, it was the Mountaineer defense that bent but did not break, holding the hosts to four field goals and no offensive touchdowns.

The win improved West Virginia's record to 9-2 overall and 6-2 in the Big 12. The nine wins marked the 18th time in school history that football has achieved at least a nine-win season. Iowa State finished its 2016 campaign, its first under head coach Matt Campbell, at 3-9.

**SCORING AND STATISTICAL SUMMARY**

	1	2	3	4	Total
West Virginia	14	7	14	14	49
Iowa State	13	3	3	0	19

- 1st ISU - Cole Netten 40 FG  
WVU - Ka'Raun White 34 pass from Skyler Howard (Mike Molina kick)  
WVU - Kennedy McKoy 3 rush (Molina kick)  
ISU - Kene Nwangwu 97 kickoff return (Netten kick)
- 2nd ISU - Netten 28 FG  
WVU - Marcus Simms 48 pass from Howard (Molina kick)
- 3rd ISU - Netten 28 FG  
WVU - Shelton Gibson 71 pass from Howard (Molina kick)  
ISU - Netten 31 FG  
WVU - Martell Pettaway 4 rush (Molina kick)
- 4th WVU - Gibson 40 pass from Howard (Molina kick)  
WVU - Trevon Wesco 6 pass from Howard (Molina kick)

	WVU	ISU
First Downs	25	21
Rushes/Yards	51/272	34/190
Passing Yardage	341	371
Passes	13/23/0	23/44/1
Punts	6/217/36.2	3/112/37.3
Fumbles/Lost	0/0	4/3
Return Yardage	18	220
Penalties/Yards	8/70	7/85
Time of Possession	28:16	31:44

WVU RUSHING: Pettaway 30-181; WVU PASSING: Howard 12-21-0-330; WVU RECEIVING: Gibson 3-161, Simms 3-76; WVU TACKLES (TFL/QS): Douglas 9, Arndt 8 (1/0); WVU INTERCEPTIONS: Douglas.

ISU RUSHING: Montgomery 21-141; ISU PASSING: Park 23-44-1-371; ISU RECEIVING: Lazard 4-103, Jones 5-83; ISU TACKLES (TFL/QS): Seeley 11 (2/0), Edwards 9 (1/0); ISU INTERCEPTIONS: None.

Attendance - 51,365



Gary JENNINGS

Marvin GROSS JR.

## GAME NO. 12: NO. 14/13 WEST VIRGINIA 24, BAYLOR 21

**MORGANTOWN, W.Va. (Dec. 3, 2016)** - West Virginia sent off 21 seniors victorious in their final home game at Milan Puskar Stadium by defeating Baylor, 24-21, on a chilly December afternoon in Morgantown.

Both teams seemed to struggle a bit in the early going with the wind and temperatures. However, it was the running of junior tailback Justin Crawford that ignited the Mountaineer offense as he rushed for 209 yards on 28 carries for a 7.5 yards per rush average.

It marked the second time in 2016 that Crawford rushed for more than 200 yards in a game, becoming the first Mountaineer since 2006 to pull off the feat twice in a season.

The Mountaineer defense had a good day against the potent Baylor offense, holding the Bears scoreless in two of the four quarters, while coming up with two interceptions and four sacks.

The opening quarter almost went scoreless until West Virginia broke through at the 2:23 mark with a 50-yard Mike Molina field goal. It was Molina's longest field goal of his career, and gave the Mountaineers a 3-0 advantage.

The Bears came roaring back in the second quarter, scoring the game's next 14 points.

Running back Terence Williams cashed in on a nine-yard run for the game's first touchdown. Williams' score finished off a 75-yard drive, on which he also accounted for a 48-yard run earlier in the possession.

Two drives later, Baylor upped its lead when quarterback Zach Smith completed a 60-yard touchdown reception to receiver KD Cannon. The drive covered 71 yards in two plays with Smith also connecting on an 11-yard pass play to Williams before the scoring play.

The Mountaineers badly needed a spark and got it on their next possession in the form of Daikiel Shorts Jr.'s impressive touchdown catch in the back of the end zone. With half his body leaning out of bounds, Shorts got the tip of his toe down for the score, cutting Baylor's edge to 14-10.

The overall scoring drive also was impressive for West Virginia as it methodically covered 78 yards in 15 plays, with the longest play covering 10 yards.

Trailing 14-10 entering the third quarter, the West Virginia defense kept the Mountaineers in the game until the offense got on track.

Crawford turned in the season's longest run of 63 yards, but a missed field goal provided no points in that possession.

Finally, West Virginia took its first lead in the game with 1:58 left in the third quarter, when senior quarterback Skyler Howard went deep and connected on a 58-yard touchdown strike to Gary Jennings for a 17-14 West Virginia advantage. The 80-yard scoring drive proved to be West Virginia's longest of the game.

The Mountaineers then made Baylor pay for a late third-quarter fumble by Smith on BU's 12-yard line. Marvin Gross Jr. forced the fumble and Darrien Howard recovered.

Four plays later, and the first of the fourth quarter, Howard rushed in from one yard, giving West Virginia what seemed to be a commanding 24-14 lead with 14:57 left in the game.

The Mountaineer defense held Baylor on its next two possessions, but the Bears answered the Howard score with 2:39 left in the game, when Smith connected with receiver Ishmael Zamora for a 43-yard touchdown reception, putting the score at 24-21 in favor of West Virginia.

Baylor's onside kick was recovered by the Mountaineers, but they were unable to run out the clock, giving Baylor one last possession to tie or win the game.

Any hopes Baylor had ended four plays later, when West Virginia's defensive end Noble Nwachukwu sacked Smith and forced a fumble that Darrien Howard recovered to end the threat.

Aside from the strong running from Crawford, West Virginia got 63 yards rushing from true freshman Martell Pettaway, while Howard accounted for two touchdowns passing and one rushing. West Virginia's defensive effort was led by senior linebacker Justin Arndt with nine stops.

Baylor's rushing attack was led by Williams with 90 yards, followed by JaMycal Hasty with 76. Smith totaled 244 yards passing and two touchdowns. Zamora accounted for eight catches for 102 yards, followed by Cannon with five receptions for 84. Baylor's defense was paced by Taylor Young and Travon Blanchard with 15 tackles each, followed by Orion Stewart with 11 stops.

Final numbers showed West Virginia with an impressive 311 yards rushing and 111 passing to total 422 yards of offense. Baylor finished the game at 196 yards on the ground and 244 through the air for 440 total yards.

With the win, West Virginia recorded its 10th win of the season, marking just the ninth time in the program's 125-year history that it has won 10 games. West Virginia's seven Big 12 Conference wins were also the most for the Mountaineers in the school's five years in the league.

The victory gave the Mountaineers a 3-2 all-time series lead against Baylor, and kept the Bears winless all-time at Milan Puskar Stadium.

## SCORING AND STATISTICAL SUMMARY

	1	2	3	4	Total
Baylor	0	14	0	7	21
West Virginia	3	7	7	7	24

1st	WVU - Mike Molina 50 FG	
2nd	BU - Terence Williams 9 rush (Chris Callahan kick)	
	BU - KD Cannon 60 pass from Zach Smith (Callahan kick)	
	WVU - Daikiel Shorts 4 pass from Skyler Howard (Molina kick)	
3rd	WVU - Gary Jennings 58 pass from Howard (Molina kick)	
4th	WVU - Howard 1 rush (Molina kick)	
	BU - Ishmael Zamora 43 pass from Smith (Callahan kick)	

	BU	WVU
First Downs	19	25
Rushes/Yards	41/196	62/311
Passing Yardage	244	111
Passes	15/31/2	10/26/0
Punts	6/248/41.3	7/237/33.9
Fumbles/Lost	2/2	1/0
Return Yardage	70	67
Penalties/Yards	12/100	6/62
Time of Possession	25:35	33:44

WVU RUSHING: Crawford 28-209; WVU PASSING: Howard 10-26-0-111; WVU RECEIVING: Jennings 3-69; WVU TACKLES (TFL/QS): Arndt 9, Battle 7, Harper 7, Brown 7; WVU INTERCEPTIONS: Gross, Tyler.

BU RUSHING: Williams 11-90; Hasty 15-76; BU PASSING: Smith 15-31-2-244; BU RECEIVING: Zamora 8-102, Cannon 5-84; BU TACKLES (TFL/QS): Young 15, Blanchard 15, Stewart 11; BU INTERCEPTIONS: None.

Attendance - 49,229

The Automated ScoreBook  
 West Virginia Game Results (as of Dec 03, 2016)  
 All games

Date	Opponent	Score	Overall Record	Conference Record	Time	Attend
Sep 3, 2016	MISSOURI	W 26-11	1- 0- 0	0- 0- 0	3:27	60125
Sep 10, 2016	YOUNGSTOWN STATE	W 38-21	2- 0- 0	0- 0- 0	3:38	56261
Sep 24, 2016	vs BYU	W 35-32	3- 0- 0	0- 0- 0	3:23	38207
* Oct. 1, 2016	KANSAS STATE	W 17-16	4- 0- 0	1- 0- 0	3:25	61701
* Oct 15, 2016	at Texas Tech	W 48-17	5- 0- 0	2- 0- 0	3:37	54111
* Oct 22, 2016	TCU	W 34-10	6- 0- 0	3- 0- 0	3:23	61780
* Oct 29, 2016	at Oklahoma State	20-37 L	6- 1- 0	3- 1- 0	3:22	59584
* Nov 5, 2016	KANSAS	W 48-21	7- 1- 0	4- 1- 0	3:37	56343
* Nov 12, 2016	at Texas	W 24-20	8- 1- 0	5- 1- 0	3:45	98673
* Nov 19, 2016	#8 OKLAHOMA	28-56 L	8- 2- 0	5- 2- 0	3:27	57645
* Nov 26, 2016	at Iowa State	W 49-19	9- 2- 0	6- 2- 0	3:47	51365
* Dec 3, 2016	BAYLOR	W 24-21	10- 2- 0	7- 2- 0	3:43	49229

\* indicates conference game

Opponent	Score	-----FIRST DOWNS-----				---RUSHING---		-----PASSING-----			--TOTAL OFFENSE--		Return Yards	Turn-Overs
		Total	Rush	Pass	Pen	Number-Yards	Comp-Att-Int	Yards	Plays-Yards	Yards				
MISSOURI.....	26-11	24/26	9/13	13/11	2/2	48-241 / 47-180	23-37- 2 / 24-53- 0	253/282	85-494 / 100-462	71/57	3/1			
YOUNGSTOWN STATE....	38-21	30/21	11/10	16/10	3/1	46-235 / 41-185	20-33- 1 / 15-32- 1	389/220	79-624 / 73-405	68/130	1/1			
BYU.....	35-32	26/27	7/12	17/14	2/1	35-149 / 40-280	31-40- 1 / 23-36- 3	332/241	75-481 / 76-521	175/157	2/4			
KANSAS STATE.....	17-16	21/17	6/7	15/8	0/2	35-124 / 42-120	24-41- 1 / 10-30- 1	298/166	76-422 / 72-286	52/101	2/1			
Texas Tech.....	48-17	28/21	15/6	12/12	1/3	46-332 / 27-34	21-31- 0 / 32-50- 1	318/345	77-650 / 77-379	29/92	0/1			
TCU.....	34-10	25/18	11/11	12/6	2/1	48-158 / 29-152	16-23- 0 / 18-31- 1	231/148	71-389 / 60-300	99/113	0/3			
Oklahoma State.....	20-37	27/17	12/2	14/13	1/2	41-209 / 31-85	24-39- 2 / 26-36- 0	212/273	80-421 / 67-358	28/148	3/0			
KANSAS.....	48-21	28/18	13/6	11/10	4/2	47-341 / 37-150	17-28- 0 / 21-36- 2	264/291	75-605 / 73-441	83/102	1/2			
Texas.....	24-20	22/32	7/16	15/15	0/1	38-114 / 50-218	21-35- 3 / 31-50- 1	269/318	73-383 / 100-536	25/66	4/3			
OKLAHOMA.....	28-56	22/27	14/15	6/7	2/5	38-388 / 64-316	12-27- 1 / 9-15- 1	191/169	65-579 / 79-485	108/136	4/1			
Iowa State.....	49-19	25/21	13/9	10/12	2/0	51-272 / 34-190	13-23- 0 / 23-44- 1	341/371	74-613 / 78-561	18/220	0/4			
BAYLOR.....	24-21	25/19	14/7	5/12	6/0	62-311 / 41-196	10-26- 0 / 15-31- 2	111/244	88-422 / 72-440	67/70	0/4			
Totals.....	391-281	303/264	132/114	146/130	25/20	535-2874/483-2106	232-383-11/247-444-14	3209/3068	918-6083/ 927-5174	823/1392	20/25			

Note: Game totals are displayed in the format TEAM/OPPONENT for each category

**The Automated ScoreBook**  
**West Virginia Overall Team Statistics (as of Dec 05, 2016)**  
**All games**

<b>Team Statistics</b>	<b>WVU</b>	<b>OPP</b>
SCORING	391	281
Points Per Game	32.6	23.4
Points Off Turnovers	66	68
FIRST DOWNS	303	264
Rushing	132	114
Passing	146	130
Penalty	25	20
RUSHING YARDAGE	2874	2106
Yards gained rushing	3126	2324
Yards lost rushing	252	218
Rushing Attempts	535	483
Average Per Rush	5.4	4.4
Average Per Game	239.5	175.5
TDs Rushing	22	14
PASSING YARDAGE	3209	3068
Comp-Att-Int	232-383-11	247-444-14
Average Per Pass	8.4	6.9
Average Per Catch	13.8	12.4
Average Per Game	267.4	255.7
TDs Passing	26	17
TOTAL OFFENSE	6083	5174
Total Plays	918	927
Average Per Play	6.6	5.6
Average Per Game	506.9	431.2
KICK RETURNS: #-Yards	30-650	48-1105
PUNT RETURNS: #-Yards	21-39	15-97
INT RETURNS: #-Yards	14-134	11-185
KICK RETURN AVERAGE	21.7	23.0
PUNT RETURN AVERAGE	1.9	6.5
INT RETURN AVERAGE	9.6	16.8
FUMBLES-LOST	11-9	19-11
PENALTIES-Yards	74-715	87-802
Average Per Game	59.6	66.8
PUNTS-Yards	51-2109	61-2484
Average Per Punt	41.4	40.7
Net punt average	37.5	38.4
KICKOFFS-Yards	77-4455	58-3620
Average Per Kick	57.9	62.4
Net kick average	36.0	40.0
TIME OF POSSESSION/Game	29:12	30:48
3RD-DOWN Conversions	74/170	80/194
3rd-Down Pct	44%	41%
4TH-DOWN Conversions	8/14	7/19
4th-Down Pct	57%	37%
SACKS BY-Yards	22-148	21-153
MISC YARDS	1	0
TOUCHDOWNS SCORED	49	33
FIELD GOALS-ATTEMPTS	16-24	17-22
ON-SIDE KICKS	0-0	1-3
RED-ZONE SCORES	(44-55) 80%	(40-47) 85%
RED-ZONE TOUCHDOWNS	(31-55) 56%	(24-47) 51%
PAT-ATTEMPTS	(49-49) 100%	(28-29) 97%
ATTENDANCE	403084	263733
Games/Avg Per Game	7/57583	4/65933
Neutral Site Games		1/38207

<b>Score by Quarters</b>	<b>1st</b>	<b>2nd</b>	<b>3rd</b>	<b>4th</b>	<b>OT</b>	<b>Total</b>
West Virginia	88	101	99	103	0	391
Opponents	67	90	50	74	0	281

**The Automated ScoreBook**  
**West Virginia Overall Individual Statistics (as of Dec 05, 2016)**  
**All games**

<u>Rushing</u>	<u>gp</u>	<u>att</u>	<u>gain</u>	<u>loss</u>	<u>net</u>	<u>avg</u>	<u>td</u>	<u>lg</u>	<u>avg/g</u>
Crawford, Justin	12	157	1185	17	1168	7.4	4	63	97.3
Shell III, Rushel	9	107	526	12	514	4.8	5	23	57.1
McKoy, Kennedy	12	72	477	11	466	6.5	3	44	38.8
Howard, Skyler	12	121	569	169	400	3.3	9	38	33.3
Pettaway, Martell	2	46	252	8	244	5.3	1	23	122.0
Wellman, Elijah	12	14	47	3	44	3.1	0	11	3.7
Gibson, Shelton	12	2	29	0	29	14.5	0	25	2.4
Durante, Jovon	12	3	24	9	15	5.0	0	20	1.2
Crest Jr., William	9	4	17	7	10	2.5	0	9	1.1
Orlosky, Tyler	12	1	0	2	-2	-2.0	0	0	-0.2
TEAM	7	8	0	14	-14	-1.8	0	0	-2.0
Total	12	535	3126	252	2874	5.4	22	63	239.5
Opponents	12	483	2324	218	2106	4.4	14	56	175.5

<u>Passing</u>	<u>gp</u>	<u>effic</u>	<u>comp-att-int</u>	<u>pct</u>	<u>yds</u>	<u>td</u>	<u>lg</u>	<u>avg/g</u>
Howard, Skyler	12	149.23	230-378-10	60.8	3194	26	71	266.2
Chugunov, Chris	3	25.20	2-5-1	40.0	15	0	11	5.0
Total	12	147.61	232-383-11	60.6	3209	26	71	267.4
Opponents	12	120.00	247-444-14	55.6	3068	17	75	255.7

<u>Receiving</u>	<u>gp</u>	<u>no.</u>	<u>yds</u>	<u>avg</u>	<u>td</u>	<u>lg</u>	<u>avg/g</u>
Shorts Jr., Daikiel	12	58	833	14.4	5	53	69.4
White, Ka'Raun	11	48	583	12.1	5	53	53.0
Gibson, Shelton	12	40	927	23.2	8	71	77.2
Durante, Jovon	12	32	309	9.7	2	51	25.8
Crawford, Justin	12	12	59	4.9	1	17	4.9
Shell III, Rushel	9	11	94	8.5	0	28	10.4
Jennings, Gary	12	10	165	16.5	2	58	13.8
McKoy, Kennedy	12	8	59	7.4	1	21	4.9
Simms, Marcus	9	6	95	15.8	1	48	10.6
Mathis, Devonte	12	3	46	15.3	0	20	3.8
Wellman, Elijah	12	2	8	4.0	0	4	0.7
Pettaway, Martell	2	1	25	25.0	0	25	12.5
Wesco, Trevon	9	1	6	6.0	1	6	0.7
Total	12	232	3209	13.8	26	71	267.4
Opponents	12	247	3068	12.4	17	75	255.7

<u>Punt Returns</u>	<u>no.</u>	<u>yds</u>	<u>avg</u>	<u>td</u>	<u>lg</u>
Jennings, Gary	21	39	1.9	0	18
Total	21	39	1.9	0	18
Opponents	15	97	6.5	0	27

<u>Interceptions</u>	<u>no.</u>	<u>yds</u>	<u>avg</u>	<u>td</u>	<u>lg</u>
Douglas, Rasul	8	101	12.6	1	54
Tyler, Jeremy	2	0	0.0	0	0
Gross Jr., Marvin	1	18	18.0	0	18
Benton, Al-Rasheed	1	13	13.0	0	13
Fleming, Maurice	1	2	2.0	0	2
Walters, Sean	1	0	0.0	0	0
Total	14	134	9.6	1	54
Opponents	11	185	16.8	1	80

<u>Kick Returns</u>	<u>no.</u>	<u>yds</u>	<u>avg</u>	<u>td</u>	<u>lg</u>
Gibson, Shelton	27	606	22.4	0	51
Jennings, Gary	2	28	14.0	0	21
Durante, Jovon	1	16	16.0	0	16
Total	30	650	21.7	0	51
Opponents	48	1105	23.0	1	97

<u>Fumble Returns</u>	<u>no.</u>	<u>yds</u>	<u>avg</u>	<u>td</u>	<u>lg</u>
Total	0	0	0.0	0	0
Opponents	2	5	2.5	0	5

**The Automated ScoreBook**  
**West Virginia Overall Individual Statistics (as of Dec 05, 2016)**  
**All games**

Scoring	td	fg	PAT				dxp	saf	pts
			kick	rush	rcv	pass			
Molina, Mike	-	15-22	49-49	-	-	-	-	-	94
Howard, Skyler	9	-	-	-	-	-	-	-	54
Gibson, Shelton	8	-	-	-	-	-	-	-	48
Shorts Jr., Daikiel	5	-	-	-	-	-	-	-	30
Crawford, Justin	5	-	-	-	-	-	-	-	30
Shell III, Rushel	5	-	-	-	-	-	-	-	30
White, Ka'Raun	5	-	-	-	-	-	-	-	30
McKoy, Kennedy	4	-	-	-	-	-	-	-	24
Jennings, Gary	2	-	-	-	-	-	-	-	12
Durante, Jovon	2	-	-	-	-	-	-	-	12
Wesco, Trevon	1	-	-	-	-	-	-	-	6
Pettaway, Martell	1	-	-	-	-	-	-	-	6
Simms, Marcus	1	-	-	-	-	-	-	-	6
Douglas, Rasul	1	-	-	-	-	-	-	-	6
Lambert, Josh	-	1-2	-	-	-	-	-	-	3
Total	49	16-24	49-49	-	-	-	-	-	391
Opponents	33	17-22	28-29	-	2	2-4	-	-	281

Total Offense	g	plays	rush	pass	total	avg/g
Howard, Skyler	12	499	400	3194	3594	299.5
Crawford, Justin	12	157	1168	0	1168	97.3
Shell III, Rushel	9	107	514	0	514	57.1
McKoy, Kennedy	12	72	466	0	466	38.8
Pettaway, Martell	2	46	244	0	244	122.0
Wellman, Elijah	12	14	44	0	44	3.7
Gibson, Shelton	12	2	29	0	29	2.4
Chugunov, Chris	3	5	0	15	15	5.0
Durante, Jovon	12	3	15	0	15	1.2
Crest Jr., William	9	4	10	0	10	1.1
Orlosky, Tyler	12	1	-2	0	-2	-0.2
TEAM	7	8	-14	0	-14	-2.0
Total	12	918	2874	3209	6083	506.9
Opponents	12	927	2106	3068	5174	431.2

Field Goals	fg	pct.	01-19	20-29	30-39	40-49	50-99	lg	blk
Molina, Mike	15-22	68.2	1-1	5-6	7-10	1-4	1-1	50	0
Lambert, Josh	1-2	50.0	0-0	0-0	1-2	0-0	0-0	37	0

Punting	no.	yds	avg	lg	tb	fc	i20	50+	blk
Kinney, Billy	51	2109	41.4	55	5	19	14	5	0
Total	51	2109	41.4	55	5	19	14	5	0
Opponents	61	2484	40.7	62	5	9	22	11	0

FG Sequence	West Virginia	Opponents
Missouri	(19),(26),(21),(33)	(24),24,42
Youngstown State	30,(32)	-
BYU	-	(22),(25)
Kansas State	30,(37)	(37),(31),(22),43
Texas Tech	43,(34),(22)	(42)
TCU	47,(38),(26)	(30)
Oklahoma State	(36),39,(21)	(32),(25),38,(22)
Kansas	(35),27,(39)	-
Texas	(44)	(27),(19),37
Oklahoma	-	-
Iowa State	-	(40),(28),(32),(31)
Baylor	46,(50),31	-

Kickoffs	no.	yds	avg	tb	ob	retn	net	ydln
Molina, Mike	76	4413	58.1	23	4			
Lambert, Josh	1	42	42.0	0	0			
Total	77	4455	57.9	23	4	23.0	36.0	28
Opponents	58	3620	62.4	26	2	21.7	40.0	25

Numbers in (parentheses) indicate field goal was made.

**The Automated ScoreBook**  
**West Virginia Overall Individual Statistics (as of Dec 05, 2016)**  
**All games**

<u>All Purpose</u>	<u>g</u>	<u>rush</u>	<u>rcv</u>	<u>pr</u>	<u>kr</u>	<u>ir</u>	<u>total</u>	<u>avg/g</u>
Gibson, Shelton	12	29	927	0	606	0	1562	130.2
Crawford, Justin	12	1168	59	0	0	0	1227	102.2
Shorts Jr., Daiki	12	0	833	0	0	0	833	69.4
Shell III, Rushel	9	514	94	0	0	0	608	67.6
White, Ka'Raun	11	0	583	0	0	0	583	53.0
McKoy, Kenned	12	466	59	0	0	0	525	43.8
Howard, Skyler	12	400	0	0	0	0	400	33.3
Durante, Jovon	12	15	309	0	16	0	340	28.3
Pettaway, Martel	2	244	25	0	0	0	269	134.5
Jennings, Gary	12	0	165	39	28	0	232	19.3
Douglas, Rasul	12	0	0	0	0	101	101	8.4
Simms, Marcus	9	0	95	0	0	0	95	10.6
Wellman, Elijah	12	44	8	0	0	0	52	4.3
Mathis, Devonte	12	0	46	0	0	0	46	3.8
Gross Jr., Marvi	12	0	0	0	0	18	18	1.5
Benton, Al-Rash	12	0	0	0	0	13	13	1.1
Crest Jr., Willia	9	10	0	0	0	0	10	1.1
Wesco, Trevon	9	0	6	0	0	0	6	0.7
Fleming, Mauric	11	0	0	0	0	2	2	0.2
Orlosky, Tyler	12	-2	0	0	0	0	-2	-0.2
TEAM	7	-14	0	0	0	0	-14	-2.0
Total	12	2874	3209	39	650	134	6906	575.5
Opponents	12	2106	3068	97	1105	185	6561	546.8

**The Automated ScoreBook**  
**West Virginia Overall Defensive Statistics (as of Dec 05, 2016)**  
**All games**

##	Defensive Leaders	gp	Tackles				Sacks	Pass defense			Fumbles		blkd	
			ua	a	tot	tfl/yds		no-yds	int-yds	brup	qbh	rcv-yds	ff	kick
30	Arndt, Justin	12	55	25	80	7.0-36	3.0-28	.	1	1	.	1	.	.
3D	Benton, Al-Rasheed	12	41	29	70	.	.	1-13	.	3	1-0	.	.	.
22	Harper, Jarrod	12	49	17	66	2.0-3	.	.	1	.	.	.	.	.
13	Douglas, Rasul	12	45	17	62	3.0-13	1.0-11	8-101	7	.	.	1	.	.
49	Howard, Darrien	12	38	21	59	5.0-30	3.0-28	.	.	1	2-0	1	.	.
2D	Tyler, Jeremy	12	46	10	56	1.0-3	.	2-0	8	.	.	1	.	.
1E	Long, David	12	34	20	54	3.5-16	2.0-9	.	.	2	.	1	.	.
8D	White, Kyzir	11	44	8	52	6.0-23	3.0-19	.	4	1	1-0	2	.	.
24	Fleming, Maurice	11	42	4	46	1.0-1	.	1-2	9	.	1-0	1	.	.
97	Nwachukwu, Noble	11	27	7	34	7.5-32	4.0-24	.	2	1	1-0	1	.	.
95	Brown, Christian	12	18	15	33	3.5-10	1.0-5	.	3	.	2-0	.	1	.
88	Shuler II, Adam	12	16	14	30	1.0-1	1.0-1	.	.	.	.	1	.	.
18	Gross Jr., Marvin	12	13	11	24	3.0-15	2.0-9	1-18	1	.	.	2	.	.
19	Battle, Elijah	10	21	2	23	0.5-1	.	.	1	.	.	.	.	.
27	Walters, Sean	12	16	6	22	2.0-12	1.0-9	1-0	1	1	.	.	.	.
1D	Crawford, Antonio	8	19	2	21	2.0-6	.	.	6	.	.	.	.	.
1B	Avery, Toyous	10	18	1	19	1.0-1	.	.	3	.	.	.	.	.
14	Kyeremeh, Nana	12	10	3	13	.	.	.	1	.	1-0	.	.	.
46	Donahue, Reese	11	6	6	12	.	.	.	.	.	.	.	.	.
5D	Preston, Xavier	9	8	2	10	1.0-5	1.0-5	.	.	1	.	.	.	.
7D	Sharif, Khairi	11	9	1	10	.	.	.	.	.	1-0	.	.	.
38	Commodore, Shane	12	4	5	9	.	.	.	.	.	1-0	1	.	.
92	Lewis, Jon	12	3	1	4	.	.	.	.	.	.	.	.	.
44	Christian II, Hodari	9	4	.	4	2.0-4	.	.	.	.	.	.	.	.
12	Jennings, Gary	12	1	1	2	.	.	.	.	.	.	.	.	.
9D	Stewart, Jovanni	11	2	.	2	.	.	.	.	.	.	.	.	.
5	Durante, Jovon	12	2	.	2	.	.	.	.	.	.	.	.	.
28	Wellman, Elijah	12	1	1	2	.	.	.	.	.	.	.	.	.
52	Meadows, Nick	12	2	.	2	.	.	.	.	.	.	.	.	.
67	Shriner, Alec	5	.	2	2	.	.	.	.	.	.	.	.	.
53	McKivitz, Colton	12	2	.	2	.	.	.	.	.	.	.	.	.
31	Sandwisch, Zach	1	1	.	1	.	.	.	.	.	.	.	.	.
40	Daniels, Mike	5	1	.	1	.	.	.	.	.	.	.	.	.
62	Bosch, Kyle	12	1	.	1	.	.	.	.	.	.	.	.	.
56	Lingafelter, Grant	8	1	.	1	.	.	.	.	.	.	.	.	.
4	McKoy, Kennedy	12	.	1	1	.	.	.	.	.	.	.	.	.
2	White, Ka'Raun	11	1	.	1	.	.	.	.	.	.	.	.	.
45	Hensley, Adam	6	1	.	1	.	.	.	.	.	.	.	.	.
48	Molina, Mike	12	1	.	1	.	.	.	.	.	.	.	.	.
1	Gibson, Shelton	12	1	.	1	.	.	.	.	.	.	.	.	.
Total		12	604	232	836	52-212	22-148	14-134	48	11	11-0	13	1	.
Opponents		12	611	234	845	66-245	21-153	11-185	30	15	9-5	7	.	.



**The Automated ScoreBook**  
**West Virginia Individual Season/Career Statistics (as of Dec 05, 2016)**  
**All games**

	SEASON									CAREER								
<b>Rushing</b>	gp	att	gain	loss	net	avg	td	lg	avg/g	gp	att	gain	loss	net	avg	td	lg	avg/g
Crawford, Justin	12	157	1185	17	1168	7.4	4	63	97.3	12	157	1185	17	1168	7.4	4	63	97.3
Shell III, Rushel	9	107	526	12	514	4.8	5	23	57.1	34	444	2097	87	2010	4.5	20	54	59.1
McKoy, Kennedy	12	72	477	11	466	6.5	3	44	38.8	12	72	477	11	466	6.5	3	44	38.8
Howard, Skyler	12	121	569	169	400	3.3	9	38	33.3	29	300	1467	425	1042	3.5	15	50	35.9
Pettaway, Martell	2	46	252	8	244	5.3	1	23	122.0	2	46	252	8	244	5.3	1	23	122.0
Wellman, Elijah	12	14	47	3	44	3.1	0	11	3.7	37	30	129	8	121	4.0	1	17	3.3
Gibson, Shelton	12	2	29	0	29	14.5	0	25	2.4	37	2	29	0	29	14.5	0	25	0.8
Durante, Jovon	12	3	24	9	15	5.0	0	20	1.2	24	3	24	9	15	5.0	0	20	0.6
Crest Jr., William	9	4	17	7	10	2.5	0	9	1.1	21	29	175	31	144	5.0	2	28	6.9
Orlosky, Tyler	12	1	0	2	-2	-2.0	0	0	-0.2	49	1	0	2	-2	-2.0	0	0	0.0
TEAM	7	8	0	14	-14	-1.8	0	0	-2.0									
Total	12	535	3126	252	2874	5.4	22	63	239.5									
Opponents	12	483	2324	218	2106	4.4	14	56	175.5									
<b>Passing</b>	gp	effic	comp-att-int	pct	yds	td	lg	avg/g	gp	effic	comp-att-int	pct	yds	td	lg	avg/g		
Howard, Skyler	12	149.23	230-378-10	60.8	3194	26	71	266.2	29	141.31	507-891-24	56.9	7168	60	71	247.2		
Chugunov, Chris	3	25.20	2-5-1	40.0	15	0	11	5.0	3	25.20	2-5-1	40.0	15	0	11	5.0		
Total	12	147.61	232-383-11	60.6	3209	26	71	267.4										
Opponents	12	120.00	247-444-14	55.6	3068	17	75	255.7										
<b>Receiving</b>	gp	no.	yds	avg	td	lg	avg/g	gp	no.	yds	avg	td	lg	avg/g				
Shorts Jr., Daikiel	12	58	833	14.4	5	53	69.4	50	172	2202	12.8	14	53	44.0				
White, Ka'Rauan	11	48	583	12.1	5	53	53.0	20	63	858	13.6	5	53	42.9				
Gibson, Shelton	12	40	927	23.2	8	71	77.2	37	81	1874	23.1	17	71	50.6				
Durante, Jovon	12	32	309	9.7	2	51	25.8	24	56	687	12.3	7	57	28.6				
Crawford, Justin	12	12	59	4.9	1	17	4.9	12	12	59	4.9	1	17	4.9				
Shell III, Rushel	9	11	94	8.5	0	28	10.4	34	48	335	7.0	0	28	9.9				
Jennings, Gary	12	10	165	16.5	2	58	13.8	25	17	281	16.5	3	64	11.2				
McKoy, Kennedy	12	8	59	7.4	1	21	4.9	12	8	59	7.4	1	21	4.9				
Simms, Marcus	9	6	95	15.8	1	48	10.6	9	6	95	15.8	1	48	10.6				
Mathis, Devonte	12	3	46	15.3	0	20	3.8	38	16	175	10.9	0	20	4.6				
Wellman, Elijah	12	2	8	4.0	0	4	0.7	37	11	35	3.2	3	10	0.9				
Pettaway, Martell	2	1	25	25.0	0	25	12.5	2	1	25	25.0	0	25	12.5				
Wesco, Trevon	9	1	6	6.0	1	6	0.7	9	1	6	6.0	1	6	0.7				
Total	12	232	3209	13.8	26	71	267.4											
Opponents	12	247	3068	12.4	17	75	255.7											
<b>Total Offense</b>	g	plays	rush	pass	total	avg/g	g	plays	rush	pass	total	avg/g						
Howard, Skyler	12	499	400	3194	3594	299.5	29	1191	1042	7168	8210	283.1						
Crawford, Justin	12	157	1168	0	1168	97.3	12	157	1168	0	1168	97.3						
Shell III, Rushel	9	107	514	0	514	57.1	34	444	2010	0	2010	59.1						
McKoy, Kennedy	12	72	466	0	466	38.8	12	72	466	0	466	38.8						
Pettaway, Martell	2	46	244	0	244	122.0	2	46	244	0	244	122.0						
Wellman, Elijah	12	14	44	0	44	3.7	37	30	121	0	121	3.3						
Gibson, Shelton	12	2	29	0	29	2.4	37	2	29	0	29	0.8						
Chugunov, Chris	3	5	0	15	15	5.0	3	5	0	15	15	5.0						
Durante, Jovon	12	3	15	0	15	1.2	24	3	15	0	15	0.6						
Crest Jr., William	9	4	10	0	10	1.1	21	58	144	131	275	13.1						
Orlosky, Tyler	12	1	-2	0	-2	-0.2	49	1	-2	0	-2	0.0						
TEAM	7	8	-14	0	-14	-2.0												
Total	12	918	2874	3209	6083	506.9												
Opponents	12	927	2106	3068	5174	431.2												

**The Automated ScoreBook**  
**West Virginia Individual Season/Career Statistics (as of Dec 05, 2016)**  
**All games**

Scoring	SEASON						CAREER									
	td	fg	PAT			dpx	saf	pts	td	fg	PAT			dpx	saf	pts
kick	rush	rcv	pass	kick	rush				rcv	pass						
Molina, Mike	-	15-22	49-49	-	-	-	-	-	-	15-22	51-51	-	-	-	-	96
Howard, Skyler	9	-	-	-	-	-	-	-	15	-	-	-	-	-	-	90
Gibson, Shelton	8	-	-	-	-	-	-	-	18	-	-	-	-	-	-	108
Shorts Jr., Daikiel	5	-	-	-	-	-	-	-	14	-	-	-	-	-	-	84
White, Ka'Rauun	5	-	-	-	-	-	-	-	5	-	-	-	-	-	-	30
Shell III, Rushel	5	-	-	-	-	-	-	-	20	-	-	-	-	-	-	120
Crawford, Justin	5	-	-	-	-	-	-	-	5	-	-	-	-	-	-	30
McKoy, Kennedy	4	-	-	-	-	-	-	-	4	-	-	-	-	-	-	24
Durante, Jovon	2	-	-	-	-	-	-	-	7	-	-	-	-	-	-	42
Jennings, Gary	2	-	-	-	-	-	-	-	3	-	-	-	-	-	-	18
Douglas, Rasul	1	-	-	-	-	-	-	-	1	-	-	-	-	-	-	6
Pettaway, Martell	1	-	-	-	-	-	-	-	1	-	-	-	-	-	-	6
Simms, Marcus	1	-	-	-	-	-	-	-	1	-	-	-	-	-	-	6
Wesco, Trevon	1	-	-	-	-	-	-	-	1	-	-	-	-	-	-	6
Lambert, Josh	-	1-2	-	-	-	-	-	-	-	69-92	133-135	-	-	-	-	340
Total	49	16-24	49-49	-	-	-	-	-	-	-	-	-	-	-	-	391
Opponents	33	17-22	28-29	-	2	2-4	-	-	-	-	-	-	-	-	-	281

Punt Returns	no.	yds	avg	td	lg	no.	yds	avg	td	lg
Jennings, Gary	21	39	1.9	0	18	34	108	3.2	0	21
Total	21	39	1.9	0	18					
Opponents	15	97	6.5	0	27					

Kick Returns	no.	yds	avg	td	lg	no.	yds	avg	td	lg
Gibson, Shelton	27	606	22.4	0	51	51	1217	23.9	1	100
Jennings, Gary	2	28	14.0	0	21	7	145	20.7	0	35
Durante, Jovon	1	16	16.0	0	16	15	332	22.1	0	43
Total	30	650	21.7	0	51					
Opponents	48	1105	23.0	1	97					

Interceptions	no.	yds	avg	td	lg	no.	yds	avg	td	lg
Douglas, Rasul	8	101	12.6	1	54	9	101	11.2	1	54
Tyler, Jeremy	2	0	0.0	0	0	3	16	5.3	0	16
Fleming, Maurice	1	2	2.0	0	2	1	2	2.0	0	2
Benton, Al-Rasheed	1	13	13.0	0	13	1	13	13.0	0	13
Gross Jr., Marvin	1	18	18.0	0	18	1	18	18.0	0	18
Walters, Sean	1	0	0.0	0	0	1	0	0.0	0	0
Total	14	134	9.6	1	54					
Opponents	11	185	16.8	1	80					

Fumble Returns	no.	yds	avg	td	lg	no.	yds	avg	td	lg
Total	0	0	0.0	0	0					
Opponents	2	5	2.5	0	5					

**The Automated ScoreBook**  
**West Virginia Individual Season/Career Statistics (as of Dec 05, 2016)**  
**All games**

All Purpose	SEASON								CAREER							
	g	rush	rcv	pr	kr	ir	total	avg/g	g	rush	rcv	pr	kr	ir	total	avg/g
Gibson, Shelton	12	29	927	0	606	0	1562	130.2	37	29	1874	0	1217	0	3120	84.3
Crawford, Justin	12	1168	59	0	0	0	1227	102.2	12	1168	59	0	0	0	1227	102.2
Shorts Jr., Daikie	12	0	833	0	0	0	833	69.4	50	0	2202	0	0	0	2202	44.0
Shell III, Rushel	9	514	94	0	0	0	608	67.6	34	2010	335	3	61	0	2409	70.9
White, Ka'Raun	11	0	583	0	0	0	583	53.0	20	0	858	0	0	0	858	42.9
McKoy, Kennedy	12	466	59	0	0	0	525	43.8	12	466	59	0	0	0	525	43.8
Howard, Skyler	12	400	0	0	0	0	400	33.3	29	1042	0	0	0	0	1042	35.9
Durante, Jovon	12	15	309	0	16	0	340	28.3	24	15	687	14	332	0	1048	43.7
Pettaway, Martell	2	244	25	0	0	0	269	134.5	2	244	25	0	0	0	269	134.5
Jennings, Gary	12	0	165	39	28	0	232	19.3	25	0	281	108	145	0	534	21.4
Douglas, Rasul	12	0	0	0	0	101	101	8.4	23	0	0	0	0	101	101	4.4
Simms, Marcus	9	0	95	0	0	0	95	10.6	9	0	95	0	0	0	95	10.6
Wellman, Elijah	12	44	8	0	0	0	52	4.3	37	121	35	0	0	0	156	4.2
Mathis, Devonte	12	0	46	0	0	0	46	3.8	38	0	175	0	0	0	175	4.6
Gross Jr., Marvin	12	0	0	0	0	18	18	1.5	36	0	0	0	0	18	18	0.5
Benton, Al-Rashe	12	0	0	0	0	13	13	1.1	38	0	0	0	0	13	13	0.3
Crest Jr., William	9	10	0	0	0	0	10	1.1	21	144	29	0	0	0	173	8.2
Wesco, Trevon	9	0	6	0	0	0	6	0.7	9	0	6	0	0	0	6	0.7
Fleming, Maurice	11	0	0	0	0	2	2	0.2	11	0	0	0	0	2	2	0.2
Orlosky, Tyler	12	-2	0	0	0	0	-2	-0.2	49	-2	0	0	0	0	-2	0.0
TEAM	7	-14	0	0	0	0	-14	-2.0								
Total	12	2874	3209	39	650	134	6906	575.5								
Opponents	12	2106	3068	97	1105	185	6561	546.8								

Field Goals	att	good	long	blkd	att	good	long	blkd
Molina, Mike	22	15	50	0	22	15	50	0
Lambert, Josh	2	1	37	0	92	69	55	6
Total	24	16	50	0				
Opponents	22	17	42	1				

Punting	no.	yds	avg	lg	blk	no.	yds	avg	lg	blk
Kinney, Billy	51	2109	41.4	55	0	51	2109	41.4	55	0
Total	51	2109	41.4	55	0					
Opponents	61	2484	40.7	62	0					

Kickoffs	no.	yds	avg	tb	ob	no.	yds	avg	tb	ob
Molina, Mike	76	4413	58.1	23	4	84	4923	58.6	26	4
Lambert, Josh	1	42	42.0	0	0	3	128	42.7	0	0
Total	77	4455	57.9	23	4					
Opponents	58	3620	62.4	26	2					



**The Automated ScoreBook**  
**West Virginia Team Game-by-Game (as of Dec 05, 2016)**  
**All games**

**TEAM STATISTICS**

Date	Opponent	Rushing				Receiving				Passing				Kick Returns				Punt Returns				tot off		
		no.	yds	td	lg	no.	yds	td	lg	cmp	att	int	yds	td	lg	no.	yds	td	lg	no.	yds		td	lg
Sep 3	MISSOURI	48	241	2	29	23	253	0	29	23	37	2	253	0	29	2	64	0	34	4	7	0	8	494
Sep 10	YOUNGSTOWN STATE	46	235	0	22	20	389	5	57	20	33	1	389	5	57	2	38	0	21	2	17	0	18	624
Sep 24	vs BYU	35	149	3	21	31	332	1	51	31	40	1	332	1	51	6	119	0	36	0	0	0	0	481
Oct. 1	KANSAS STATE	35	124	1	21	24	298	1	52	24	41	1	298	1	52	3	56	0	19	3	-4	0	4	422
Oct 15	at Texas Tech	46	332	5	38	21	318	1	53	21	31	0	318	1	53	1	25	0	25	2	4	0	3	650
Oct 22	TCU	48	158	0	26	16	231	4	36	16	23	0	231	4	36	2	53	0	31	2	9	0	9	389
Oct 29	at Oklahoma State	41	209	1	20	24	212	1	20	24	39	2	212	1	20	1	27	0	27	2	1	0	2	421
Nov 5	KANSAS	47	341	3	44	17	264	3	40	17	28	0	264	3	40	2	81	0	51	2	2	0	8	605
Nov 12	at Texas	38	114	2	13	21	269	1	36	21	35	3	269	1	36	2	25	0	20	3	-3	0	1	383
Nov 19	OKLAHOMA	38	388	2	61	12	191	2	61	12	27	1	191	2	61	5	102	0	26	1	6	0	0	579
Nov 26	at Iowa State	51	272	2	38	13	341	5	71	13	23	0	341	5	71	1	11	0	11	0	0	0	0	613
Dec 3	BAYLOR	62	311	1	63	10	111	2	58	10	26	0	111	2	58	3	49	0	21	0	0	0	0	422
West Virginia		535	2874	22	63	232	3209	26	71	232	383	11	3209	26	71	30	650	0	51	21	39	0	18	6083
		483	2106	14	56	247	3068	17	75	247	444	14	3068	17	75	48	1105	1	97	15	97	0	27	5174

Games: 12 • Avg/rush: 5.4 • Avg/catch: 13.8 • Pass effic: 147.61 • KR avg: 21.7 • PR avg: 1.9 • All purpose avg/game: 575.5 • Total offense avg/gm: 506.9

Date	Opponent	Tackles				Sacks no-yds	Fumble		Pass Defense			blkd kick	PAT Attempts			off			
		ua	a	total	tfl-yds		ff	fr-yds	int-yds	qbh	brup		kick	rush	rcv	saf	t/o	pts	
Sep 3	MISSOURI	65	10	75	3.0-13	1.0-9	1	1-0	0-0	0	6	0	2-2	0	0	0	0	3	26
Sep 10	YOUNGSTOWN STATE	52	10	62	4.0-8	0.0-0	0	0-0	1-13	1	6	0	5-5	0	0	0	0	0	38
Sep 24	vs BYU	38	42	80	2.0-7	1.0-6	2	1-0	3-56	1	4	0	5-5	0	0	0	0	14	35
Oct. 1	KANSAS STATE	45	16	61	8.0-37	3.0-22	0	0-0	1-0	1	2	0	2-2	0	0	0	0	0	17
Oct 15	at Texas Tech	48	12	60	8.0-60	4.0-47	1	0-0	1-0	2	3	0	6-6	0	0	0	0	7	48
Oct 22	TCU	42	10	52	5.0-21	3.0-17	2	2-0	1-37	0	5	0	4-4	0	0	0	0	7	34
Oct 29	at Oklahoma State	49	14	63	4.0-9	1.0-5	0	0-0	0-0	0	1	0	2-2	0	0	0	0	0	20
Nov 5	KANSAS	53	10	63	1.0-1	0.0-0	0	0-0	2-0	1	1	0	6-6	0	0	0	0	0	48
Nov 12	at Texas	65	22	87	5.0-23	4.0-22	1	2-0	1-3	3	6	1	3-3	0	0	0	0	0	24
Nov 19	OKLAHOMA	59	18	77	3.0-6	0.0-0	1	0-0	1-0	0	1	0	4-4	0	0	0	0	7	28
Nov 26	at Iowa State	45	40	85	5.0-10	1.0-3	3	3-0	1-7	2	10	0	7-7	0	0	0	0	21	49
Dec 3	BAYLOR	43	28	71	4.0-17	4.0-17	2	2-0	2-18	0	3	0	3-3	0	0	0	0	7	24
West Virginia		604	232	836	52.0-212	22.0-148	13	11-0	14-134	11	48	1	49-49	0	0	0	0	66	391
		611	234	845	66.0-245	21.0-153	7	9-5	11-185	15	30	0	28-29	0	2	0	0	68	281

Date	Opponent	Punting							Field Goals			Kickoffs						
		no.	yds	avg	long	blkd	tb	fc	50+	i20	md-att	long	blkd	no.	yds	avg	tb	ob
Sep 3	MISSOURI	5	227	45.4	53	0	2	1	1	1	4-4	33	0	7	435	62.1	4	0
Sep 10	YOUNGSTOWN STATE	4	197	49.2	55	0	1	0	2	1	1-2	32	0	7	441	63.0	3	0
Sep 24	vs BYU	3	123	41.0	46	0	0	1	0	1	0-0	0	0	6	320	53.3	0	1
Oct. 1	KANSAS STATE	4	160	40.0	46	0	0	1	0	2	1-2	37	0	4	210	52.5	0	0
Oct 15	at Texas Tech	1	45	45.0	45	0	0	0	0	0	2-3	34	0	9	521	57.9	5	1
Oct 22	TCU	5	216	43.2	47	0	0	1	0	2	2-3	38	0	7	422	60.3	2	0
Oct 29	at Oklahoma State	3	136	45.3	49	0	1	1	0	0	2-3	36	0	5	313	62.6	2	1
Nov 5	KANSAS	3	128	42.7	47	0	0	3	0	1	2-3	39	0	9	537	59.7	3	0
Nov 12	at Texas	5	223	44.6	50	0	0	2	2	2	1-1	44	0	5	325	65.0	2	0
Nov 19	OKLAHOMA	5	200	40.0	47	0	0	4	0	0	0-0	0	0	5	223	44.6	0	1
Nov 26	at Iowa State	6	217	36.2	49	0	0	3	0	2	0-0	0	0	8	389	48.6	0	0
Dec 3	BAYLOR	7	237	33.9	42	0	1	2	0	2	1-3	50	0	5	319	63.8	2	0
West Virginia		51	2109	41.4	55	0	5	19	5	14	16-24	50	0	77	4455	57.9	23	4
		61	2484	40.7	62	0	5	9	11	22	17-22	42	1	58	3620	62.4	26	2

**The Automated ScoreBook**  
**West Virginia Opponent Game-by-Game (as of Dec 05, 2016)**  
**All games**

**OPPONENT STATISTICS**

Date	Opponent	Rushing				Receiving				Passing				Kick Returns				Punt Returns				tot off		
		no.	yds	td	lg	no.	yds	td	lg	cmp	att	int	yds	td	lg	no.	yds	td	lg	no.	yds		td	lg
Sep 3	MISSOURI	47	180	0	21	24	282	1	42	24	53	0	282	1	42	3	59	0	23	1	2	0	2	462
Sep 10	YOUNGSTOWN STATE	41	185	2	16	15	220	1	74	15	32	1	220	1	74	4	107	0	39	2	21	0	19	405
Sep 24	vs BYU	40	280	2	56	23	241	2	29	23	36	3	241	2	29	5	121	0	50	1	16	0	16	521
Oct. 1	KANSAS STATE	42	120	1	20	10	166	0	37	10	30	1	166	0	37	3	101	0	58	1	0	0	0	286
Oct 15	at Texas Tech	27	34	0	10	32	345	2	44	32	50	1	345	2	44	3	73	0	46	1	19	0	19	379
Oct 22	TCU	29	152	0	18	18	148	1	27	18	31	1	148	1	27	5	111	0	30	2	2	0	1	300
Oct 29	at Oklahoma State	31	85	1	8	26	273	3	33	26	36	0	273	3	33	2	51	0	30	1	7	0	7	358
Nov 5	KANSAS	37	150	1	24	21	291	2	45	21	36	2	291	2	45	6	102	0	24	0	0	0	0	441
Nov 12	at Texas	50	218	1	32	31	318	1	32	31	50	1	318	1	32	3	64	0	24	1	0	0	0	536
Nov 19	OKLAHOMA	64	316	5	21	9	169	2	75	9	15	1	169	2	75	3	56	0	28	0	0	0	0	485
Nov 26	at Iowa State	34	190	0	46	23	371	0	67	23	44	1	371	0	67	8	195	1	97	2	25	0	27	561
Dec 3	BAYLOR	41	196	1	48	15	244	2	60	15	31	2	244	2	60	3	65	0	25	3	5	0	4	440
Opponents		483	2106	14	56	247	3068	17	75	247	444	14	3068	17	75	48	1105	1	97	15	97	0	27	5174
		535	2874	22	63	232	3209	26	71	232	383	11	3209	26	71	30	650	0	51	21	39	0	18	6083

Games: 12 • Avg/rush: 4.4 • Avg/catch: 12.4 • Pass effic: 120.00 • KR avg: 23.0 • PR avg: 6.5 • All purpose avg/game: 546.8 • Total offense avg/gm: 431.2

Date	Opponent	Tackles				Sacks no-yds	Fumble		Pass Defense			blkd kick	PAT Attempts			off			
		ua	a	total	tfl-yds		ff	fr-yds	int-yds	qbh	brup		kick	rush	rcv	saf	t/o	pts	
Sep 3	MISSOURI	69	6	75	6.0-15	0.0-0	0	1-0	2-4	0	1	0	0-0	0	1	0	0	0	11
Sep 10	YOUNGSTOWN STATE	61	8	69	1.0-1	0.0-0	0	0-0	1-2	3	4	0	3-3	0	0	0	0	21	
Sep 24	vs BYU	44	36	80	4.0-5	1.0-1	0	1-0	1-20	0	2	0	2-2	0	0	0	3	32	
Oct. 1	KANSAS STATE	54	8	62	5.0-17	3.0-14	1	1-0	1-0	5	3	0	1-1	0	0	0	7	16	
Oct 15	at Texas Tech	49	12	61	1.0-1	0.0-0	0	0-0	0-0	1	3	0	2-2	0	0	0	0	17	
Oct 22	TCU	58	10	68	10.0-58	5.0-51	0	0-0	0-0	1	2	0	1-1	0	0	0	0	10	
Oct 29	at Oklahoma State	46	28	74	5.0-39	4.0-38	1	1-5	2-85	1	4	0	4-4	0	0	0	17	37	
Nov 5	KANSAS	50	14	64	8.0-28	1.0-8	2	1-0	0-0	0	2	0	3-3	0	0	0	7	21	
Nov 12	at Texas	49	14	63	9.0-29	2.0-11	1	1-0	3-2	1	2	0	2-2	0	0	0	7	20	
Nov 19	OKLAHOMA	40	18	58	4.0-12	1.0-8	1	3-0	1-80	0	2	0	6-7	0	1	0	27	56	
Nov 26	at Iowa State	38	42	80	10.0-29	2.0-12	0	0-0	0-0	2	1	0	1-1	0	0	0	0	19	
Dec 3	BAYLOR	53	38	91	3.0-11	2.0-10	1	0-0	0-0	1	4	0	3-3	0	0	0	0	21	
Opponents		611	234	845	66.0-245	21.0-153	7	9-5	11-185	15	30	0	28-29	0	2	0	68	281	
		604	232	836	52.0-212	22.0-148	13	11-0	14-134	11	48	1	49-49	0	0	0	66	391	

Date	Opponent	Punting						Field Goals			Kickoffs							
		no.	yds	avg	long	blkd	tb	fc	50+	i20	md-att	long	blkd	no.	yds	avg	tb	ob
Sep 3	MISSOURI	8	314	39.2	50	0	0	0	1	3	1-3	24	0	2	122	61.0	0	0
Sep 10	YOUNGSTOWN STATE	8	356	44.5	59	0	3	0	3	3	0-0	0	0	4	257	64.2	2	0
Sep 24	vs BYU	2	70	35.0	42	0	0	0	0	1	2-2	25	0	6	376	62.7	0	0
Oct. 1	KANSAS STATE	5	207	41.4	50	0	0	1	1	0	3-4	37	0	5	289	57.8	1	1
Oct 15	at Texas Tech	4	146	36.5	57	0	0	0	1	2	1-1	42	0	4	260	65.0	3	0
Oct 22	TCU	6	239	39.8	49	0	0	1	0	2	1-1	30	0	3	190	63.3	1	0
Oct 29	at Oklahoma State	4	179	44.8	59	0	0	0	2	3	3-4	32	0	8	520	65.0	7	0
Nov 5	KANSAS	6	250	41.7	51	0	0	0	1	1	0-0	0	0	4	246	61.5	1	1
Nov 12	at Texas	4	175	43.8	51	0	0	0	1	1	2-3	27	1	5	299	59.8	3	0
Nov 19	OKLAHOMA	5	188	37.6	48	0	0	2	0	3	0-0	0	0	9	566	62.9	4	0
Nov 26	at Iowa State	3	112	37.3	44	0	1	2	0	2	4-4	40	0	5	316	63.2	4	0
Dec 3	BAYLOR	6	248	41.3	62	0	1	3	1	1	0-0	0	0	3	179	59.7	0	0
Opponents		61	2484	40.7	62	0	5	9	11	22	17-22	42	1	58	3620	62.4	26	2
		51	2109	41.4	55	0	5	19	5	14	16-24	50	0	77	4455	57.9	23	4

**The Automated ScoreBook**  
**West Virginia Red-Zone Results (as of Dec 05, 2016)**  
**All games**

**West Virginia Inside Opponent Red-Zone**

Date	Opponent	Score	Times In RZ	Times Scored	Total Pts	Rush TDs	Pass TDs	FGs Made	Failed to score inside RZ						
									FGA	Down	Int	Fumb	Half	Game	
Sep 3, 2016	MISSOURI	W 26-11	5	5	19	1	1	0	4	0	0	0	0	0	0
Sep 10, 2016	YOUNGSTOWN STATE	W 38-21	3	2	10	1	0	1	1	1	0	0	0	0	0
Sep 24, 2016	vs BYU	W 35-32	5	4	28	4	3	1	0	0	0	0	1	0	0
Oct. 1, 2016	KANSAS STATE	W 17-16	5	3	17	2	1	1	1	1	0	0	1	0	0
Oct 15, 2016	at Texas Tech	W 48-17	8	8	48	6	5	1	2	0	0	0	0	0	0
Oct 22, 2016	TCU	W 34-10	5	5	27	3	0	3	2	0	0	0	0	0	0
Oct 29, 2016	at Oklahoma State	L 20-37	4	4	20	2	1	1	2	0	0	0	0	0	0
Nov 5, 2016	KANSAS	W 48-21	5	3	17	2	0	2	1	1	1	0	0	0	0
Nov 12, 2016	at Texas	W 24-20	3	2	14	2	2	0	0	0	0	0	1	0	0
Nov 19, 2016	OKLAHOMA	L 28-56	6	3	21	3	2	1	0	0	0	0	2	1	0
Nov 26, 2016	at Iowa State	W 49-19	3	3	21	3	2	1	0	0	0	0	0	0	0
Dec 3, 2016	BAYLOR	W 24-21	3	2	14	2	1	1	0	1	0	0	0	0	0
Totals			55	44	256	31	18	13	13	4	1	0	5	1	0
			44 of 55 (80.0%)												

**Opponents Inside West Virginia Red-Zone**

Date	Opponent	Score	Times In RZ	Times Scored	Total Pts	Rush TDs	Pass TDs	FGs Made	Failed to score inside RZ						
									FGA	Down	Int	Fumb	Half	Game	
Sep 3, 2016	MISSOURI	W 26-11	5	2	11	1	0	1	1	2	1	0	0	0	0
Sep 10, 2016	YOUNGSTOWN STATE	W 38-21	2	2	14	2	2	0	0	0	0	0	0	0	0
Sep 24, 2016	vs BYU	W 35-32	5	5	25	3	2	1	2	0	0	0	0	0	0
Oct. 1, 2016	KANSAS STATE	W 17-16	4	4	16	1	1	0	3	0	0	0	0	0	0
Oct 15, 2016	at Texas Tech	W 48-17	3	2	10	1	0	1	1	0	0	1	0	0	0
Oct 22, 2016	TCU	W 34-10	2	2	10	1	0	1	1	0	0	0	0	0	0
Oct 29, 2016	at Oklahoma State	L 20-37	7	7	37	4	1	3	3	0	0	0	0	0	0
Nov 5, 2016	KANSAS	W 48-21	3	2	14	2	1	1	0	0	0	1	0	0	0
Nov 12, 2016	at Texas	W 24-20	6	4	20	2	1	1	2	1	0	0	1	0	0
Nov 19, 2016	OKLAHOMA	L 28-56	6	6	42	6	5	1	0	0	0	0	0	0	0
Nov 26, 2016	at Iowa State	W 49-19	3	3	9	0	0	0	3	0	0	0	0	0	0
Dec 3, 2016	BAYLOR	W 24-21	1	1	7	1	1	0	0	0	0	0	0	0	0
Totals			47	40	215	24	14	10	16	3	1	2	1	0	0
			40 of 47 (85.1%)												

**The Automated ScoreBook**  
**West Virginia By-Quarter Statistics (as of Dec 05, 2016)**  
**All games**

**3rd-Down Conversions**

Date	Opponent	Score	Overall	1st Qtr	2nd Qtr	3rd Qtr	4th Qtr	Overtime
Sep 3, 2016	MISSOURI	W 26-11	6-16 37.5	2-4 50.0	1-5 20.0	3-5 60.0	0-2 0.0	
Sep 10, 2016	YOUNGSTOWN STATE	W 38-21	10-15 66.7	2-3 66.7	3-5 60.0	5-6 83.3	0-1 0.0	
Sep 24, 2016	vs BYU	W 35-32	6-12 50.0	2-3 66.7	1-2 50.0	1-2 50.0	2-5 40.0	
Oct. 1, 2016	KANSAS STATE	W 17-16	4-14 28.6	1-3 33.3	0-3 0.0	1-4 25.0	2-4 50.0	
Oct 15, 2016	at Texas Tech	W 48-17	7-13 53.8	2-5 40.0	3-4 75.0	1-2 50.0	1-2 50.0	
Oct 22, 2016	TCU	W 34-10	8-15 53.3	1-3 33.3	1-2 50.0	5-7 71.4	1-3 33.3	
Oct 29, 2016	at Oklahoma State	L 20-37	8-16 50.0	1-3 33.3	3-5 60.0	3-5 60.0	1-3 33.3	
Nov 5, 2016	KANSAS	W 48-21	5-13 38.5	1-4 25.0	2-3 66.7	2-2 100.0	0-4 0.0	
Nov 12, 2016	at Texas	W 24-20	8-15 53.3	3-4 75.0	1-3 33.3	3-4 75.0	1-4 25.0	
Nov 19, 2016	OKLAHOMA	L 28-56	5-13 38.5	0-3 0.0	1-2 50.0	2-5 40.0	2-3 66.7	
Nov 26, 2016	at Iowa State	W 49-19	3-10 30.0	1-4 25.0	1-3 33.3	0-1 0.0	1-2 50.0	
Dec 3, 2016	BAYLOR	W 24-21	4-18 22.2	1-4 25.0	2-6 33.3	1-5 20.0	0-3 0.0	
West Virginia			74-170 43.5	17-43 39.5	19-43 44.2	27-48 56.2	11-36 30.6	0-0 0.0
Opponents			80-194 41.2	18-47 38.3	22-52 42.3	17-46 37.0	23-49 46.9	0-0 0.0

**4th-Down Conversions**

Date	Opponent	Score	Overall	1st Qtr	2nd Qtr	3rd Qtr	4th Qtr	Overtime
Sep 3, 2016	MISSOURI	W 26-11	0-0 0.0	0-0 0.0	0-0 0.0	0-0 0.0	0-0 0.0	
Sep 10, 2016	YOUNGSTOWN STATE	W 38-21	0-0 0.0	0-0 0.0	0-0 0.0	0-0 0.0	0-0 0.0	
Sep 24, 2016	vs BYU	W 35-32	1-2 50.0	1-1 100.0	0-0 0.0	0-1 0.0	0-0 0.0	
Oct. 1, 2016	KANSAS STATE	W 17-16	2-3 66.7	0-1 0.0	0-0 0.0	2-2 100.0	0-0 0.0	
Oct 15, 2016	at Texas Tech	W 48-17	1-1 100.0	0-0 0.0	0-0 0.0	0-0 0.0	1-1 100.0	
Oct 22, 2016	TCU	W 34-10	0-0 0.0	0-0 0.0	0-0 0.0	0-0 0.0	0-0 0.0	
Oct 29, 2016	at Oklahoma State	L 20-37	0-0 0.0	0-0 0.0	0-0 0.0	0-0 0.0	0-0 0.0	
Nov 5, 2016	KANSAS	W 48-21	0-1 0.0	0-0 0.0	0-1 0.0	0-0 0.0	0-0 0.0	
Nov 12, 2016	at Texas	W 24-20	0-0 0.0	0-0 0.0	0-0 0.0	0-0 0.0	0-0 0.0	
Nov 19, 2016	OKLAHOMA	L 28-56	0-2 0.0	0-0 0.0	0-0 0.0	0-1 0.0	0-1 0.0	
Nov 26, 2016	at Iowa State	W 49-19	1-1 100.0	1-1 100.0	0-0 0.0	0-0 0.0	0-0 0.0	
Dec 3, 2016	BAYLOR	W 24-21	3-4 75.0	0-1 0.0	2-2 100.0	0-0 0.0	1-1 100.0	
West Virginia			8-14 57.1	2-4 50.0	2-3 66.7	2-4 50.0	2-3 66.7	0-0 0.0
Opponents			7-19 36.8	0-0 0.0	3-6 50.0	0-1 0.0	4-12 33.3	0-0 0.0

**Time of Possession**

Date	Opponent	Score	Overall	1st Qtr	2nd Qtr	3rd Qtr	4th Qtr	Overtime
Sep 3, 2016	MISSOURI	W 26-11	34:13	10:17	7:46	10:19	5:51	
Sep 10, 2016	YOUNGSTOWN STATE	W 38-21	28:11	5:28	7:54	7:56	6:53	
Sep 24, 2016	vs BYU	W 35-32	29:16	7:26	6:06	6:37	9:07	
Oct. 1, 2016	KANSAS STATE	W 17-16	26:18	7:22	4:59	7:32	6:25	
Oct 15, 2016	at Texas Tech	W 48-17	29:38	7:57	7:25	6:49	7:27	
Oct 22, 2016	TCU	W 34-10	33:40	4:12	7:31	13:46	8:11	
Oct 29, 2016	at Oklahoma State	L 20-37	30:09	7:43	8:09	7:16	7:01	
Nov 5, 2016	KANSAS	W 48-21	30:33	6:21	8:48	7:15	8:09	
Nov 12, 2016	at Texas	W 24-20	26:18	9:01	3:58	7:32	5:47	
Nov 19, 2016	OKLAHOMA	L 28-56	20:06	4:02	4:03	7:30	4:31	
Nov 26, 2016	at Iowa State	W 49-19	28:16	8:10	5:54	7:09	7:03	
Dec 3, 2016	BAYLOR	W 24-21	33:44	7:38	11:15	7:19	7:32	
West Virginia			Total	85:37	83:48	97:00	83:57	0:00
			Avg.	7:08	6:59	8:05	6:59	0:00
Opponents			Total	94:23	96:12	83:00	96:03	0:00
			Avg.	7:51	8:01	6:55	8:00	0:00







**The Automated ScoreBook**  
**West Virginia Game Superlatives (as of Dec 05, 2016)**  
**All games**

**INDIVIDUAL GAME HIGHS**

Rushes	30	Pettaway, Martell at Iowa State (Nov 26, 2016)
Yards Rushing	331	Crawford, Justin vs Oklahoma (Nov 19, 2016)
TD Rushes	2	Shell III, Rushel vs BYU (Sep 24, 2016)
	2	Shell III, Rushel at Texas Tech (Oct 15, 2016)
	2	Howard, Skyler at Texas Tech (Oct 15, 2016)
	2	Howard, Skyler vs Kansas (Nov 5, 2016)
	2	McKoy, Kennedy at Texas (Nov 12, 2016)
	2	Howard, Skyler vs Oklahoma (Nov 19, 2016)
Long Rush	63	Crawford, Justin vs Baylor (Dec 3, 2016)
Pass attempts	41	Howard, Skyler vs Kansas State (Oct. 1, 2016)
Pass completions	31	Howard, Skyler vs BYU (Sep 24, 2016)
Yards Passing	389	Howard, Skyler vs Youngstown State (Sep 10, 2016)
TD Passes	5	Howard, Skyler vs Youngstown State (Sep 10, 2016)
	5	Howard, Skyler at Iowa State (Nov 26, 2016)
Long Pass	71	Howard, Skyler at Iowa State (Nov 26, 2016)
Receptions	8	Shorts Jr., Daikiel vs Missouri (Sep 3, 2016)
	8	Shorts Jr., Daikiel at Oklahoma State (Oct 29, 2016)
Yards Receiving	171	Gibson, Shelton vs Youngstown State (Sep 10, 2016)
TD Receptions	2	Gibson, Shelton vs Youngstown State (Sep 10, 2016)
	2	Gibson, Shelton vs Kansas (Nov 5, 2016)
	2	Gibson, Shelton at Iowa State (Nov 26, 2016)
Long Reception	71	Gibson, Shelton at Iowa State (Nov 26, 2016)
Field Goals	4	Molina, Mike vs Missouri (Sep 3, 2016)
Long Field Goal	50	Molina, Mike vs Baylor (Dec 3, 2016)
Punts	7	Kinney, Billy vs Baylor (Dec 3, 2016)
Punting Avg	49.2	Kinney, Billy vs Youngstown State (Sep 10, 2016)
Long Punt	55	Kinney, Billy vs Youngstown State (Sep 10, 2016)
Punts inside 20	2	Kinney, Billy vs Kansas State (Oct. 1, 2016)
	2	Kinney, Billy vs TCU (Oct 22, 2016)
	2	Kinney, Billy at Texas (Nov 12, 2016)
	2	Kinney, Billy at Iowa State (Nov 26, 2016)
	2	Kinney, Billy vs Baylor (Dec 3, 2016)
Long Punt Return	18	Jennings, Gary vs Youngstown State (Sep 10, 2016)
Long Kickoff Return	51	Gibson, Shelton vs Kansas (Nov 5, 2016)
Tackles	14	Benton, Al-Rasheed vs Oklahoma (Nov 19, 2016)
Sacks	2.0	White, Kyzir at Texas (Nov 12, 2016)
	2.0	Gross Jr., Marvin vs Baylor (Dec 3, 2016)
Tackles For Loss	2.0	Arndt, Justin vs Missouri (Sep 3, 2016)
	2.0	Howard, Darrien at Texas Tech (Oct 15, 2016)
	2.0	Nwachukwu, Noble vs TCU (Oct 22, 2016)
	2.0	White, Kyzir at Texas (Nov 12, 2016)
	2.0	Gross Jr., Marvin vs Baylor (Dec 3, 2016)
Interceptions	2	Douglas, Rasul vs Kansas (Nov 5, 2016)

**The Automated ScoreBook**  
**West Virginia Game Superlatives (as of Dec 05, 2016)**  
**All games**

**TEAM GAME HIGHS**

Rushes	62	vs Baylor (Dec 3, 2016)
Yards Rushing	388	vs Oklahoma (Nov 19, 2016)
Yards Per Rush	10.2	vs Oklahoma (Nov 19, 2016)
TD Rushes	5	at Texas Tech (Oct 15, 2016)
Pass attempts	41	vs Kansas State (Oct. 1, 2016)
Pass completions	31	vs BYU (Sep 24, 2016)
Yards Passing	389	vs Youngstown State (Sep 10, 2016)
Yards Per Pass	14.8	at Iowa State (Nov 26, 2016)
TD Passes	5	vs Youngstown State (Sep 10, 2016)
	5	at Iowa State (Nov 26, 2016)
Total Plays	88	vs Baylor (Dec 3, 2016)
Total Offense	650	at Texas Tech (Oct 15, 2016)
Yards Per Play	8.9	vs Oklahoma (Nov 19, 2016)
Points	49	at Iowa State (Nov 26, 2016)
Sacks By	4	at Texas Tech (Oct 15, 2016)
	4	at Texas (Nov 12, 2016)
	4	vs Baylor (Dec 3, 2016)
First Downs	30	vs Youngstown State (Sep 10, 2016)
Penalties	9	at Texas Tech (Oct 15, 2016)
Penalty Yards	95	at Texas Tech (Oct 15, 2016)
Turnovers	4	at Texas (Nov 12, 2016)
	4	vs Oklahoma (Nov 19, 2016)
Interceptions By	3	vs BYU (Sep 24, 2016)
Punts	7	vs Baylor (Dec 3, 2016)
Punting Avg	49.2	vs Youngstown State (Sep 10, 2016)
Long Punt	55	vs Youngstown State (Sep 10, 2016)
Punts inside 20	2	vs Kansas State (Oct. 1, 2016)
	2	vs TCU (Oct 22, 2016)
	2	at Texas (Nov 12, 2016)
	2	at Iowa State (Nov 26, 2016)
	2	vs Baylor (Dec 3, 2016)
Long Punt Return	18	vs Youngstown State (Sep 10, 2016)

**The Automated ScoreBook**  
**West Virginia Game Superlatives (as of Dec 05, 2016)**  
**All games**

**OPPONENT INDIVIDUAL GAME HIGHS**

Rushes	35	Foreman, D'Onta, at Texas (Nov 12, 2016)
Yards Rushing	169	WILLIAMS, Jamaa, vs BYU (Sep 24, 2016)
TD Rushes	2	WILLIAMS, Jamaa, vs BYU (Sep 24, 2016)
	2	Perine, Samaje, vs Oklahoma (Nov 19, 2016)
	2	Mayfield, Baker, vs Oklahoma (Nov 19, 2016)
Long Rush	56	WILLIAMS, Jamaa, vs BYU (Sep 24, 2016)
Pass attempts	51	Lock, Drew, vs Missouri (Sep 3, 2016)
Pass completions	31	Buechele, Shane, at Texas (Nov 12, 2016)
Yards Passing	371	Park, Jacob, at Iowa State (Nov 26, 2016)
TD Passes	3	Rudolph, Mason, at Oklahoma State (Oct 29, 2016)
Long Pass	75	Mayfield, Baker, vs Oklahoma (Nov 19, 2016)
Receptions	11	McCleskey, Jalen, at Oklahoma State (Oct 29, 2016)
Yards Receiving	136	Giles, Jonathan, at Texas Tech (Oct 15, 2016)
TD Receptions	2	Giles, Jonathan, at Texas Tech (Oct 15, 2016)
	2	Lacy, Chris, at Oklahoma State (Oct 29, 2016)
Long Reception	75	Westbrook, Dede, vs Oklahoma (Nov 19, 2016)
Field Goals	4	Netten, Cole, at Iowa State (Nov 26, 2016)
Long Field Goal	42	Hatfield, C., at Texas Tech (Oct 15, 2016)
Punts	8	Fatony, Corey, vs Missouri (Sep 3, 2016)
	8	Schuler, Mark, vs Youngstown State (Sep 10, 2016)
Punting Avg	44.8	Sinor, Zach, at Oklahoma State (Oct 29, 2016)
Long Punt	62	Galitz, Drew, vs Baylor (Dec 3, 2016)
Punts inside 20	3	Fatony, Corey, vs Missouri (Sep 3, 2016)
	3	Schuler, Mark, vs Youngstown State (Sep 10, 2016)
	3	Sinor, Zach, at Oklahoma State (Oct 29, 2016)
	3	Seibert, Austin, vs Oklahoma (Nov 19, 2016)
Long Punt Return	27	Ryen, Trever, at Iowa State (Nov 26, 2016)
Long Kickoff Return	97	Nwangwu, Kene, at Iowa State (Nov 26, 2016)
Tackles	15	Young, Taylor, vs Baylor (Dec 3, 2016)
	15	Blanchard, T., vs Baylor (Dec 3, 2016)
Sacks	2.5	Taylor, Vincent, at Oklahoma State (Oct 29, 2016)
Tackles For Loss	3.0	Taylor, Vincent, at Oklahoma State (Oct 29, 2016)
	3.0	Roach, Malcolm, at Texas (Nov 12, 2016)
	3.0	Thomas, Jh., at Iowa State (Nov 26, 2016)
Interceptions	2	Haines, Dylan, at Texas (Nov 12, 2016)

**The Automated ScoreBook**  
**West Virginia Game Superlatives (as of Dec 05, 2016)**  
**All games**

**OPPONENT TEAM GAME HIGHS**

Rushes	64	vs Oklahoma (Nov 19, 2016)
Yards Rushing	316	vs Oklahoma (Nov 19, 2016)
Yards Per Rush	7.0	vs BYU (Sep 24, 2016)
TD Rushes	5	vs Oklahoma (Nov 19, 2016)
Pass attempts	53	vs Missouri (Sep 3, 2016)
Pass completions	32	at Texas Tech (Oct 15, 2016)
Yards Passing	371	at Iowa State (Nov 26, 2016)
Yards Per Pass	11.3	vs Oklahoma (Nov 19, 2016)
TD Passes	3	at Oklahoma State (Oct 29, 2016)
Total Plays	100	vs Missouri (Sep 3, 2016)
	100	at Texas (Nov 12, 2016)
Total Offense	561	at Iowa State (Nov 26, 2016)
Yards Per Play	7.2	at Iowa State (Nov 26, 2016)
Points	56	vs Oklahoma (Nov 19, 2016)
Sacks By	5	vs TCU (Oct 22, 2016)
First Downs	32	at Texas (Nov 12, 2016)
Penalties	12	vs Baylor (Dec 3, 2016)
Penalty Yards	104	vs Kansas (Nov 5, 2016)
Turnovers	4	vs BYU (Sep 24, 2016)
	4	at Iowa State (Nov 26, 2016)
	4	vs Baylor (Dec 3, 2016)
Interceptions By	3	at Texas (Nov 12, 2016)
Punts	8	vs Missouri (Sep 3, 2016)
	8	vs Youngstown State (Sep 10, 2016)
Punting Avg	44.8	at Oklahoma State (Oct 29, 2016)
Long Punt	62	vs Baylor (Dec 3, 2016)
Punts inside 20	3	vs Missouri (Sep 3, 2016)
	3	vs Youngstown State (Sep 10, 2016)
	3	at Oklahoma State (Oct 29, 2016)
	3	vs Oklahoma (Nov 19, 2016)
Long Punt Return	27	at Iowa State (Nov 26, 2016)