



FOOTBALL

WVU ATHLETIC COMMUNICATIONS
PO Box 877 | Morgantown, WV 26507-0877
304.293.2821

WVUSPORTS.com

2015 SCHEDULE/RESULTS



GEORGIA SOUTHERN
September 5
W/44-0



LIBERTY
September 12
W/41-17



MARYLAND
September 26
W/45-6



AT OKLAHOMA *
October 3
12 p.m.



OKLAHOMA STATE *Ⓞ
October 10



AT BAYLOR *
October 17



AT TCU *
October 29
7:30 p.m.



TEXAS TECH * ▲
November 7



TEXAS *
November 14



AT KANSAS *
November 21



IOWA STATE *
November 28



AT KANSAS STATE *
December 5

* BIG 12 CONFERENCE GAME
Ⓞ HOMECOMING
▲ MOUNTAINEER WEEK

GAME 4 // No. 23/21 WEST VIRGINIA AT No. 15/14 OKLAHOMA

SAT., OCT. 3, 2015 | 12 P.M.(ET) | GAYLORD FAMILY STADIUM (83,112) | NORMAN, OKLA.



THE SERIES WITH OKLAHOMA

All-Time SeriesOU leads 5-2
In MorgantownOU leads 2-0
In NormanOU leads 3-1
at Neutral SiteWVU leads 1-0
Holgorsen vs. OU0-3
Holgorsen vs. Stoops0-3
Stoops vs. West Virginia3-1
Stoops vs. Holgorsen3-0



WEST VIRGINIA
2015 Record 3-0
Head Coach Dana Holgorsen
Alma Mater/Year Iowa Wesleyan ('93)
Record at WVU 31-23(5th)
Overall Record 31-23(5th)

OKLAHOMA
2015 Record 3-0
Head Coach Bob Stoops
Alma Mater/Year Iowa ('83)
Record at OU 171-44 (17th)
Overall Record 171-44 (17th)



KJDILLON

Shelton GIBSON

NOTES TO REMEMBER

- ▶ WVU is No. 14 all-time in college football winning percentage
- ▶ Since 2000, WVU is 96-12 when scoring 30 or more points in a contest/50-4 when scoring 40 or more points in a game
- ▶ There are 41 juniors and seniors on the 2015 WVU depth chart
- ▶ In the Dana Holgorsen era, WVU has produced 38 games with 400 or more yards of total offense, 21 games with more than 500 yards and nine with more than 600 yards
- ▶ In the Holgorsen era, WVU has scored 30 or more points in 38 games, 40 or more points in 21 games, 50 or more points in seven games and 60 or more points three times
- ▶ WVU is 72-10 since 2002 when winning the turnover battle
- ▶ WVU is 215-108-2 all-time in day games since 1980/59-26 in day games in the 2000 decade and 32-15 in day games in this decade/25-14 in day games under Dana Holgorsen/11-9 in road day games under Holgorsen
- ▶ WVU is 49-57 on natural grass since 1980; 8-4 on grass since 2010; 7-2 under Holgorsen

- ▶ WVU defense is ranked No. 1 nationally, only giving up 7.7 points per game
- ▶ The Mountaineers are ranked No. 1 nationally in turnover margin (+3.3), No. 3 in turnovers gained (11), No. 5 in fewest turnovers lost (2), No. 1 in interceptions (9) and No. 9 in passes had intercepted (1)
- ▶ WVU's defense is ranked No. 1 in fourth down defense, No. 2 in pass efficiency defense, No. 6 in first down defense, No. 17 in third down defense and pass defense, No. 22 in tackles for loss and No. 26 in total defense
- ▶ WVU's offense is ranked No. 5 in passing efficiency, No. 12 in total offense, No. 15 in completion percentage and passing yards per completion, No. 17 in third down percentage, No. 18 in passing offense, No. 27 in fourth down percentage and No. 31 in rushing offense
- ▶ Karl Joseph is ranked No. 1 nationally in interceptions per game (1.3), No. 16 in fumbles recovered (1), No. 32 in passes defended (1.3)
- ▶ Sklyer Howard is ranked No. 4 in passing efficiency, No. 6 in passing yards per completion, No. 12 in total offense and points responsible for and No. 17 in completion percentage



Game Coverage

TV FS1
 Joe Davis (PBP), Brady Quinn (analysis)
 Kris Budden (sideline)
 Radio Tony Caridi (PBP), Dwight Wallace (analysis),
 Jed Drenning (sideline),
 Jeff Culhane (pre and postgame host)
 Satellite Radio Broadcast Sirius Ch 119, XM Ch 200
 Live Statistics WVU.Statbroadcast.com
 Twitter Updates @WVUFootball, @WVUsports

National Rankings

ASSOCIATED PRESS POLL // (SEPT. 27)

School	Record	Points	Prev. Rank
1. Ohio State (45)	4-0	1,482	1
2. Michigan State (5)	4-0	1,397	2
3. Ole Miss (10)	4-0	1,349	3
4. TCU	4-0	1,254	3
5. Baylor	3-0	1,196	5
6. Notre Dame	4-0	1,163	6
7. UCLA	4-0	1,156	9
8. Georgia	4-0	1,147	7
9. LSU	3-0	1,075	8
10. Utah (1)	4-0	1,034	18
11. Florida State	3-0	888	10
12. Clemson	3-0	853	11
13. Alabama	3-1	850	12
14. Texas A&M	4-0	776	14
15. Oklahoma	3-0	747	15
16. Northwestern	4-0	566	17
17. USC	3-1	509	19
18. Stanford	3-1	486	21
19. Wisconsin	3-1	309	22
20. Oklahoma State	4-0	281	24
21. Mississippi State	3-1	211	NR
22. Michigan	3-1	209	NR
23. West Virginia	3-0	179	NR
24. California	4-0	149	NR
25. Florida	4-0	140	NR

ARV: Toledo (3-0) 68; Oregon (2-2) 64; Arizona (3-1) 48; Boise State (3-1) 38; Iowa (4-0) 37; Texas Tech (3-1) 36; Houston (3-0) 23; Duke (3-1) 18; Temple (3-0) 17; Miami (Fla.) (3-0) 14; Kansas State (3-0) 12; Memphis (4-0) 11; NC State (4-0) 10; Navy (3-0) 9; Minnesota (3-1) 5; Brigham Young (2-2) 5; Tennessee (2-2) 4

USA TODAY COACHES POLL // (SEPT. 27)

School	Record	Prev. Points	Rank
1. Ohio State (61)	4-0	1,593	1
2. Michigan State (2)	4-0	1,493	3
3. TCU	4-0	1,401	2
4. Baylor	3-0	1,394	4
5. Ole Miss	4-0	1,348	5
6. Georgia	4-0	1,256	6
7. Notre Dame	4-0	1,114	8
8. LSU	3-0	1,106	9
9. Florida State	3-0	1,088	7
10. UCLA	4-0	1,076	11
11. Clemson	3-0	971	10
12. Utah	4-0	893	17
13. Alabama	3-1	867	12
14. Oklahoma	3-0	803	14
15. Texas A&M	4-0	786	15
16. USC	3-1	566	18
17. Northwestern	4-0	511	19
18. Wisconsin	3-1	418	21
19. Oklahoma State	4-0	413	22
20. Stanford	3-1	401	24
21. West Virginia	3-0	230	NR
22. Mississippi State	3-1	145	NR
23. Florida	4-0	141	NF
24. California	4-0	89	NF
Oregon	2-2	89	13

ARV: Michigan (3-1) 84; Arizona (3-1) 72; Kansas State (3-0) 66; Miami (Fla.) (3-0) 61; NC State (4-0) 52; Boise State (3-1) 47; Duke (3-1) 44; Iowa (4-0) 44; Memphis (4-0) 42; Texas Tech (3-1) 22; Temple (3-0) 18; Toledo (3-0) 15; Auburn (2-2) 8; Georgia Tech (2-2) 6; Missouri (3-1) 6; Minnesota (3-1) 6; Houston (3-0) 5; Kentucky (3-1) 3; Indiana (4-0) 2; Tennessee (2-2) 2; Illinois (3-1); Brigham Young (2-2); Navy (3-0)



RushelSHELL

JaredBARBER

Stat Comparisons

West Virginia	Opponents	Oklahoma	Opponents	
43.3	7.7	Scoring Offense	41.3	21.7
83	45	First Downs	85	60
220.3	153.3	Rushing Offense	182.3	147.7
323.0	154.0	Passing Offense	371.0	213.3
543.3	307.3	Total Offense	553.3	361.0
17.0	19.1	Kick Return Average	16.6	19.8
11.0	3.0	Punt Return Average	9.0	1.0
9-1.8	1-16.0	INT-Return Average	1-5.0	3-1.7
4-1	4-2	Fumbles/Lost	4-3	3-1
21-219	15-141	Penalties/Yards	26-242	27-202
38.5	35.3	Net Punting Avg.	44.4	41.9
6-9	1-4	Field Goal-Attempts	4-4	3-6
30:38	29:22	Time of Possession	30:45	29:15
20-41 (49%)	12-42 (29%)	3rd Down Conversion	19-44 (43%)	19-56 (34%)
2-3 (67%)	0-7 (0%)	4th Down Conversion	3-5 (60%)	0-1 (0%)
4-24	7-73	Sacks By-Yards	6-43	6-15
17-19 (89%)	1-3 (33%)	Red Zone Scoring	14-16 (88%)	8-10 (80%)
12-19 (63%)	1-3 (33%)	Red Zone TD	11-16 (69%)	5-10 (50%)

The 2015 Mountaineer Roster

- ▶ The 2015 roster currently consists of 112 players from 16 different states and one from the District of Columbia (DaeJuan Funderburke).
- ▶ Leading the way is the Mountain State (24), followed by Sunshine State (22), Ohio (19), Pennsylvania (11), Maryland (6), Texas (5), Georgia (5), New Jersey (5), North Carolina (3), Virginia (3), Delaware (2), Mississippi (2), New York (2) California, Illinois and Tennessee.

Against The Big 12

- ▶ WVU is 20-20 all-time against current members of the Big 12 Conference. WVU is 2-1 vs. Baylor; 2-1 against Iowa State; 3-1 against Kansas; 1-4 vs. Kansas State; 2-5 vs. Oklahoma; 4-2 vs. Oklahoma State; 2-2 vs. Texas; 2-2 vs. TCU and Texas Tech.

On Turf

- ▶ Since 1980, West Virginia is 220-95-4 in games played on artificial turf surfaces. WVU was 57-29 on turf in the 1990s, 66-21 on turf in the 2000 decade and is 31-23 on turf in this decade.
- ▶ The Mountaineers are 24-21 on turf under Dana Holgorsen. West Virginia is 3-0 in 2015, was 6-6 in 2014, was 3-7 in 2013, 5-5 in 2012 and was 7-3 during the 2011 season.

Non-Conference Play

- ▶ West Virginia faced three non-conference opponents in the 2015 season, finishing with a 3-0 record. WVU defeated Georgia Southern on Sept. 5, 44-0 to open the season, won 41-17 against Liberty in week two and then defeated Maryland, 45-6 in the third game of the season.

At Home

- ▶ The 2015 season marks the 36th season of competition for West Virginia at Milan Puskar Stadium.
- ▶ WVU holds a 159-60-4 (.722) all-time mark at the facility, which opened in 1980.
- ▶ There were 55,182 fans in attendance for the season opener against Georgia Southern and 52,899 fans for Liberty. A sellout-crowd of 61,174 fans attended the Maryland game.
- ▶ A total of 12,206,465 fans all time have watched a game at Mountaineer Field.

On Grass

- ▶ Since 1980, West Virginia is 49-57 in games played on natural grass. The Mountaineers are 8-4 this decade and 7-2 under Holgorsen. WVU is currently on a two-game win streak in games played on natural grass.



TerrellCHESTNUT

WendellSMALLWOOD

Game No. 3: West Virginia 45, Maryland 6

MORGANTOWN, W.Va. (Sept 26, 2015) - No matter how you look at it, West Virginia turned in a dominating performance in game three of the 2015 season with a lopsided 45-6 victory over Maryland.

Pregame festivities included the induction of the 25th WVU Sports Hall of Fame class, which included football's Amos Zereoue, Ken Herock and Bobby Bowden, the 40th anniversary reunion of the 1975 Peach Bowl championship team and country music star Brad Paisley becoming only the second person in Milan Puskar Stadium history to sing "Take Me Home, Country Roads" live in a pregame performance.

However, none of the festivities provided a distraction to the Mountaineers, who were focused on the non-conference matchup between the Big 12 and Big Ten.

The Mountaineers started fast and never looked back. On WVU's opening possession, quarterback Skyler Howard found fullback Elijah Welman for a seven-yard touchdown, and the score would pave the way for a 21-point first quarter for WVU.

West Virginia started the game by scoring on four of its first five drives, with the lone non-scoring drive ending with a missed field goal.

The West Virginia defense came up with five interceptions in the game, which put the Mountaineers in great field position, and an efficient offense made the most of the turnovers.

WVU added to its seven-point advantage with a Wendell Smallwood four-yard rush, before closing the first quarter on Howard's 15-yard touchdown pass to receiver Shelton Gibson.

The first score of the second quarter was one of the prettiest deep scoring passes you will see as Howard hit Gibson in stride behind a Terp defender for a 41-yard touchdown strike and a 28-0 WVU advantage.

That pass ended a five-play, 80-yard drive, and while the Mountaineer defense kept the pressure on, the offense kept its foot on the gas pedal. By

adding two more scores before the half, West Virginia took a 38-0 lead in the locker room. Tailback Rushel Shell scored on a two-yard rush, and kicker Josh Lambert added a 48-yard field goal as time expired.

WVU punter Nick O'Toole averaged 45.2 yards per punt with long punts of 56 and 54 yards to continue the poor field position for the Terps. O'Toole even managed to extend one WVU drive with a 13-yard fake punt on 4th-and-12. Relegated to a mostly running attack to kill the clock in the second half, West Virginia got its last score at the

12:48 mark of the fourth quarter, when Howard hit receiver Daikiel Shorts Jr., for a one-yard TD pass.

Maryland managed to get on the board with 11:45 remaining, when Daxx Garman converted on a 46-yard scoring pass to receiver Jahrvs Davenport.

Smallwood had a big day rushing with 147 yards and one score. Shell contributed 77 yards rushing and more than 100 all-purpose yards. Howard once again was strong with 21 completions on 33 attempts for 294 yards and four touchdowns. Gibson hauled in six passes for 118 yards and two scores to lead all receivers.

On defense, the Mountaineers held the Terps to just 80 total yards in the first half, including only three passing yards. Leading the unit was Jared Barber with five tackles, while Karl Joseph, KJ Dillion, Terrell Chestnut, Daryl Worley and Jeremy Tyler all recorded interceptions. Chestnut even saved a score by running down Terp running back Brandon Ross and forcing a fumble at the one-yard line that resulted in a touchback.

Ross topped Maryland's offense with 130 yards rushing, and Antwaine Carter collected 14 tackles and three TFLs.

Final numbers showed WVU with a balanced 304 yards rushing and 297 passing for 601 total yards. Maryland finished with 173 on the ground and 153 passing for 326 total yards.

WVU now has won two straight in the series with the Terps and leads 28-22-2.

Scoring and Statistical Summary

	1	2	3	4	F
Maryland	0	0	0	6	6
West Virginia	21	17	0	7	45

1st	WVU - Elijah Wellman 7 pass from Skyler Howard (Josh Lambert kick) WVU - Wendell Smallwood 4 rush (Lambert kick) WVU - Shelton Gibson 15 pass from Howard (Lambert kick)	
2nd	WVU - Gibson 41 pass from Howard (Lambert kick) WVU - Rushel Shell 2 rush (Lambert kick) WVU - Lambert 48 FG	
4th	WVU - Daikiel Shorts 1 pass from Howard (Lambert kick) UMD - Jahrvs Davenport 46 pass from Daxx Garman (Garman rush failed)	

	UMD	WVU
First Downs	14	37
Rushes/Yards	29/173	59/304
Passing Yardage	153	297
Passes	14/36/5	23/37/1
Punts	7/273/39.0	4/181/45.2
Fumbles/Lost	1/1	2/1
Return Yardage	81	64
Penalties/Yards	10/100	10/124
Time of Possession	23:26	36:34

WVU RUSHING: Smallwood 22-147, Shell 15-77; WVU PASSING: Howard 21-33-0-294; WVU RECEIVING: Gibson 6-118, Thompson 3-42; WVU TACKLES (TFL/QS): Barber 5 (1/0), Kwiatkoski 4 (1/1), Joseph 4 (1/1); WVU INTERCEPTIONS: Joseph, Worley, Chestnut, Dillon, Tyler.

UMD RUSHING: Ross 15-130; UMD PASSING: Rowe 10-27-4-67; UMD RECEIVING: Edwards 3-33, Brown 3-26; UMD TACKLES (TFL/QS): Carter 14 (3/0), Brooks 10 (1/0), Henty 10; UMD INTERCEPTIONS: Nixon.

Attendance - 61,174



Kevin WHITE

Mario ALFORD

The Last Time Against Oklahoma: No. 4/4 Oklahoma 45, West Virginia 33

MORGANTOWN, W.Va. (Sept. 20, 2014) - No. 4/4 Oklahoma rallied from a 24-24 tie at halftime to defeat West Virginia, 45-33, in front of a FOX national television audience and a sold out crowd at Milan Puskar Stadium.

The Sooners outscored the Mountaineers 21-9 in the second half to break open the offensive shootout. Led by the rushing of tailback Samaje Perine, who finished with 242 yards and four touchdowns, the Sooners pounded their way to 301 total yards on the ground, and the Mountaineers had no answer for the Sooner ground attack.

Oklahoma scored first, when Michael Hunnicutt's 42-yard field goal gave the Sooners a 3-0 lead with 4:20 left in the first quarter.

The Mountaineers got the stadium rocking just before the end of the quarter, when quarterback Clint Trickett connected on a 68-yard touchdown strike to receiver Kevin White, giving the Mountaineers a 7-3 advantage heading into an explosive second quarter. Both teams combined for 38 points in the quarter with each answering the other's punches.

A career long 54-yard field goal by WVU kicker Josh Lambert widened the lead to 10-3. The kick was the second-longest field goal in stadium history. The Sooners responded with a 75-yard drive in which Durrone Neal on a reverse threw a four-yard touchdown to Sooner sophomore quarterback Trevor Knight to tie the game at 10-10 with 8:58 left in the half.

West Virginia answered just over a minute later, when Trickett put the exclamation point on a 75-yard drive with a 30-yard strike to Mario Alford, putting the Mountaineers back in front by a 17-10 count.

The fireworks in the quarter were far from over as Oklahoma tied the game at the 3:09 mark on Perine's first touchdown. His two-yard run ended a 75-yard drive and tied the game at 17-17.

The Mountaineers took a 24-17 lead with just 1:20 left in the half on tailback Rushel Shell's five-yard rush. Just when the home folks thought the half's scoring was over, Oklahoma's Alex Ross took the ensuing kickoff 100 yards for a touchdown.

Instead of a 24-17 WVU lead at the half, the game was tied, and OU got the ball to start the third.

Seven plays and 75-yards later, Oklahoma grabbed the lead for good on the first possession of the second half. Perine scored touchdown No. 2 with a nine-yard rush, giving the Sooners a 31-24 advantage.

West Virginia added Lambert's second field goal, (31 yards), at the 6:28 mark to pull within four at 31-27, but the Sooner ground attack continued to churn out the yards and keep the ball away from the WVU offense.

Touchdown No. 3 for Perine came with 1:00 left

in the third, as he powered in from five-yards away, giving the Sooners a 38-7 lead heading into the final stanza.

Who else but Perine would close out the scoring for Oklahoma in the fourth quarter as his 19-yard run upped the OU lead to 45-27 with 4:30 left.

West Virginia added a late Dreamius Smith touchdown run of 11 yards with just over two minutes left in the game to put the final score at 45-33 in favor of the Sooners.

West Virginia got strong offensive performances from its big three. Trickett finished with 376 passing yards and two scores, while White totaled 10 catches for 173 yards. Alford joined White in the 100-yard receiving category with seven catches for 101 yards. Karl Joseph led the West Virginia defense with 13 tackles, 10 of which were solo stops.

Aside from his final rushing yards and score, Perine's big day included a 7.1 yards per carry average, and he was joined by Ross, who turned in 7.0 yards per carry.

Knight ended his day with 16 completions for 205 yards. Sterling Shepard caught six of those Knight passes for 101 yards, and punter Jed Barnett kept the field position in OU's favor for most of the night with a 48.0 yards per punt average and a long of 70 yards.

Final totals showed WVU with 137 yards on the ground and 376 through the air for 513 yards. OU totaled 301 yards rushing and 209 passing for 510 total yards. Despite only running five more plays, the Sooners keep the Mountaineer offense off the field by holding onto the ball nearly eight minutes longer.

Scoring and Statistical Summary

Oklahoma	1	2	3	4	F
West Virginia	3	21	14	7	45
	7	17	3	6	33

- 1st OU - Michael Hunnicutt 42 FG
WVU - Kevin White 68 pass from Clint Trickett (Josh Lambert kick)
- 2nd WVU - Lambert 54 FG
OU - Trevor Knight 4 pass from Durrone Neal (Hunnicutt kick)
WVU - Mario Alford 30 pass from Trickett (Lambert kick)
OU - Samaje Perine 2 rush (Hunnicutt kick)
WVU - Rushel Shell 5 rush (Lambert kick)
OU - Alex Ross 100 kickoff return (Hunnicutt kick)
- 3rd OU - Perine 9 rush (Hunnicutt kick)
WVU - Lambert 31 FG
OU - Perine 5 rush (Hunnicutt kick)
- 4th OU - Perine 19 rush (Hunnicutt kick)
WVU - Dreamius Smith 11 rush (Trickett pass failed)

	OU	WVU
First Downs	24	26
Rushes/Yards	46/301	40/137
Passing Yardage	209	376
Passes	17/30/1	25/41/2
Punts	6/287/47.8	5/206/41.2
Fumbles/Lost	1/0	1/1
Return Yardage	140	5
Penalties/Yards	8/82	5/55
Time of Possession	33:44	26:16

WVU RUSHING: Shell 15-60, Smith 5-38, Smallwood 9-38; WVU PASSING: Trickett 25-41-2-376; WVU RECEIVING: White 10-173, Alford 7-101; WVU TACKLES (TFL/QS): Joseph 13, Tonkery 8 (2/0); WVU INTERCEPTIONS: Tonkery.

OU RUSHING: Perine 34-242; OU PASSING: Knight 16-29-1-205; OU RECEIVING: Shepard 6-101, Young 5-57; OU TACKLES (TFL/QS): Evans 11 (1/0), Striker 8 (2/1), Alexander 8 (1/0); OU INTERCEPTIONS: Sanchez, Hayes.

Attendance - 61,908



Kyle ROSE

Dreamius SMITH

The Last Time in Norman: No. 16/16 Oklahoma 16, West Virginia 7

NORMAN, OK (Sept. 7, 2013) - A combined eight turnovers by both teams on a hot, steamy night in Norman hindered the offenses and pumped up the defenses as No. 16 Oklahoma downed West Virginia, 16-7, in front of 84,692 at Gaylord Family-Oklahoma Memorial Stadium.

Turnover totals in the Big 12 opener for both schools saw West Virginia with three fumbles and one interception, while the Sooners fared no better with two fumbles and two interceptions.

The leg of Oklahoma kicker Mike Hunnicutt proved to be the big difference in the game. The All-America candidate converted on field goals of 44, 21 and 32 yards to keep the Sooners in front for most of the night.

Despite the turnovers, the Sooners did get a running game going and finished with 316 yards. Leading the effort was Brennan Clay with 170 yards on 22 carries. Clay was followed by Damien Williams with 96 yards to form a strong one-two ground game for OU.

The Oklahoma rushing success eventually wore down the West Virginia defense, which played well for most of the night. By churning out yards on the ground, the Sooners held almost a 9:00 advantage in time of possession and ran 13 more plays than the Mountaineers.

While running plays stood out for Oklahoma, it was the West Virginia ground game that struck first.

On West Virginia's second possession, junior Dreamius Smith broke loose for a 75-yard touchdown run to put the Mountaineers on the board first. Not only was it West Virginia's longest play from scrimmage thus far in 2013, but it was Smith's first career touchdown as a Mountaineer. The run gave WVU the lead, 7-0, at the 8:54 mark of the first quarter.

However, the Sooners would start chipping away at the deficit and went on to score the next 16 unanswered points, mainly behind the kicking of Hunnicutt.

The junior hit his first field goal with 4:22 left in the first by connecting from 44-yards out to put the

score at 7-3.

The Sooners took the lead for good at the 13:35 mark of the second quarter, when quarterback Trevor Knight hit Trey Millard for a one-yard scoring pass, which was set up after a WVU muffed punt.

Oklahoma took a 13-7 lead into the locker room, when Hunnicutt hit from 21-yards away to end a 13-play, 83-yard drive. The long, time-consuming drive before the half was indicative of the game for the Mountaineers. The drive put OU's halftime advantage at 19 more plays and just over 5:00 more possession time.

Despite a scoreless third quarter, the Mountain-er offense showed signs of life in the second half of play, but turnovers and execution problems continued to stall drives.

Oklahoma scored the final points in the game with just over 10:00 remaining, when Hunnicutt hit for a 32-yard field goal.

Leading the defensive effort in holding the Sooners to just 16 points on their home field was safety Darwin Cook with 11 tackles, one fumble recovery and one interception. Linebacker Nick Kwiatkoski added 11 tackles. Lineman Will Clarke came through with a fumble recovery, and safety Karl Joseph grabbed his first interception of the season. Both interceptions and fumble recoveries were key to stopping Sooner drives and keeping the Mountaineers in the game.

Final totals showed West Virginia with 169 yards rushing and 218 passing to total 387 yards of offense. Oklahoma's final totals came in at 316 yards on the ground and 119 through the air for 435 total yards.

The seven points scored by the Mountaineers were the lowest in the Dana Holgorsen era at West Virginia.

Scoring and Statistical Summary

	1	2	3	4	F
West Virginia	7	0	0	0	7
Oklahoma	3	10	0	3	16

1st	WVU - Dreamius Smith 75 rush (Josh Lambert kick)	
	OU - Mike Hunnicutt 44 FG	
2nd	OU - Trey Millard 1 pass from Trevor Knight (Hunnicutt kick)	
	OU - Hunnicutt 21 FG	
4th	OU - Hunnicutt 32 FG	

	WVU	OU
First Downs	19	21
Rushes/Yards	24/169	57/316
Passing Yardage	218	119
Passes	21/41/1	10/21/2
Punts	7/317/45.3	5/223/44.6
Fumbles/Lost	3/3	3/2
Return Yardage	58	78
Penalties/Yards	8/66	9/53
Time of Possession	25:34	34:26

WVU RUSHING: Smith 3-77, Sims 11-57; **WVU PASSING:** Millard 10-20-218; **WVU RECEIVING:** White 7-80, Carswell 3-44; **WVU TACKLES (TFL/QS):** Kwiatkoski 11 (1/0), Cook 11 (0/0); **WVU INTERCEPTIONS:** Cook, Joseph

OU RUSHING: Clay 22-170, Williams 21-95; **OU PASSING:** Knight 10-20-219; **OU RECEIVING:** Saunders 4-60, Bester 3-46; **OU TACKLES (TFL/QS):** Hayes 8 (1/0), Nelson 7, Sanchez 6; **OU INTERCEPTIONS:** Lynn.

Attendance - 84,692



Comparing the Two Nationally

	WVU	OU
Scoring Offense	14	19
Rushing Offense	31	63
Scoring Defense	1	49
Rushing Defense	58	53
Passing Offense	18	8
Total Offense	12	10
Passes Had Intercepted	9	52
Pass Defense	17	63
Total Defense	26	54
Kickoff Returns	114	118
Punt Returns	43	59
Net Punting	48	2
Passing Efficiency	5	11
Turnover Margin	1	117
Interceptions	T1	108
Pass Eff. Defense	2	40
First Downs	61	57
First Down Defense	6	26
Third Down Conv.	17	45
Opponent Third Down	24	54
Fourth Down Conv.	27	43
Opponent Fourth Down	T1	T1
Sacks By	97	51
Sacks Against	92	70
Tackles for Loss	22	82
Tackles for Loss Allowed	85	90
Penalties	38	74
Possession Time	58	56
Punt Return Defense	24	15
Kickoff Return Defense	36	49
Turnovers Gained	3	119
Fumbles Gained	63	95
Red Zone Offense	37	46
Red Zone Defense	3	49



Nick O'TOOLE

Devonte MATHIS

True and Redshirt Freshman Players

- ▶ Two true freshmen have seen action for the Mountaineers in 2015: Jovon Durante (WR) and Gary Jennings (WR).
- ▶ Six redshirt freshmen have seen action for the Mountaineers in 2015: Amanii Brown (OL), Yodny Cajuste (OL), William Crest Jr (QB), Jaleel Fields (DL), Jonathan Haynes (OL) and Donte Thomas-Williams (RB).

For Starters

- ▶ In 2015, the Mountaineers have a total of 33 players with at least one game of starting experience.
- ▶ Tops on that list are senior safety Karl Joseph (41), redshirt senior linebacker Nick Kwiatkoski (27), redshirt senior tight end Cody Clay (23), and redshirt senior defensive lineman Kyle Rose (23).

First-Time Players

- ▶ There are 17 Mountaineers who have seen their first WVU action during the 2015 season: Kyle Bosch (OL), Amanii Brown (OL), Yodny Cajuste (OL), Shane Commodore (S), Rasul Douglas (CB), Jovon Durante (WR), Jaleel Fields (DL), Jonathan Haynes (OL), Larry Jefferson (DL), Gary Jennings (WR), Marcell Lazard (OL), C.J. Maduwesi (DL), Jacky Marcellus (RB), Khairi Shariff (CB), Donte Thomas-Williams (RB), Sylvester Townes (OL) and Ka'Raun White (WR).

First-Time Starters

- ▶ Six Mountaineers earned their first career start during the 2015 season: Al-Rasheed Benton (LB), Yodny Cajuste (OL), Kyle Bosch (OL), Jovon Durante (WR), Shelton Gibson (WR) and Devonte Mathis (WR).

Overtime Games

- ▶ The 52-44 three-overtime loss to Iowa State in 2013 marked the 13th overtime game in West Virginia history. The Mountaineers own a 6-7 record in overtime games.
- ▶ West Virginia played its first overtime game against Pitt in 1997, dropping a three-overtime thriller, 41-38.

Overtime Games

Nov. 30, 2013	Iowa State 52, WVU 44, 3OT
Nov. 9, 2013	Texas 47, WVU 40, OT
Nov. 2, 2013	WVU 30, TCU 27, OT
Nov. 3, 2012	TCU 39, WVU 38, 2OT
Oct. 29, 2010	UConn 16, WVU 13, OT
Sept. 10, 2010	WVU 24, Marshall 21, OT
Nov. 8, 2008	Cincinnati 26, WVU 23, OT
Sept. 18, 2008	Colorado 17, WVU 14, OT
Dec. 2, 2006	WVU 41, Rutgers 39, 3OT
Oct. 15, 2005	WVU 46, Louisville 44, 3OT
Sept. 18, 2004	WVU 19, Maryland 16, OT
Nov. 11, 2000	WVU 31, Rutgers 24, 2OT
Nov. 28, 1997	Pitt 41, WVU 38, 3OT

WVU's Record When Wearing ... (since 2001)

Blue Jersey - Gold Pants: 27-9
 Blue Jersey - White Pants: 6-5
 Blue Jersey - Blue Pants: 24-8
 White Jersey - Gold Pants: 11-9
 White Jersey - White Pants: 18-15
 White Jersey - Blue Pants: 16-8
 Gold Jersey - Blue Pants: 7-1
 Gold Jersey - Gold Pants: 6-3
 Gold Jersey - White Pants: 4-1
 Gold Jersey - Gray Pants: 0-1
 Gray Jersey - Gray Pants: 1-0
 Nike Pro Combat Uniforms: 1-1

Weekly Media Planner (Monday, Sept. 28 - Sunday, Oct. 4)

Mon (28)	Tue (29)	Wed (30)	Thu (1)	Fri (2)	Sat (3)	Sun (4)
Big 12 football conference call - 11:40 a.m. - 11:50 a.m. Golf at Graeme McDowell/Shoal Creek Invite, 8 a.m.	Dana Holgorsen Media Conference - 12 p.m. (Team Room) Football Player/Assistant Coach Interviews PuskarTeam Room 12:30 p.m. Golf at Graeme McDowell/Shoal Creek Invite, 8 a.m.	VB vs. TCU 6 p.m.	Dana Holgorsen Statewide Radio Show 7 p.m. (Kegler's)	WSOC vs. TCU 7 p.m. Tennis at Akron Invitational, TBA	FB at Oklahoma 12 p.m., Fox Sports 1 Rowing at Head of Ohio, TBA MSOC at St. Francis, Pa. 7:30 p.m. XC at Greater Louisville Classic, 11 a.m. Tennis at Akron Invitational, TBA VB at Kansas, TBA	Tennis at Akron Invitational, TBA



Fifth-Year Seniors

- ▶ Eight Mountaineers on the 2015 team have already earned their bachelor's degree and are attending graduate school. season: Jared Barber (LB), Isaiah Bruce (LB), Terrell Chestnut (CB), Skyler Howard (QB), Nick Kwiatkoski (LB), KJ Myers (WR), Jordan Thompson (WR) and Stone Underwood (OL).

2015 Fall Graduates

- ▶ Ten Mountaineers on the 2015 team are in line to graduate when the regular season is finished: Darren Arndt (TE/FB), Cody Clay (TE FB), Karl Joseph (S), Marquis Lucas (OL), Tony Matteo (OL), Nick O'Toole (P), Shaq Petteway (LB), Kyle Rose (DL), Sean Walters (LB) and Dayron Wilson (CB).

30 Is Enough

- ▶ Dating back to 1980, the Mountaineers hold a 177-17-1 record when scoring 30 or more points in a game. During the 1990s, the Mountaineers were 42-4 when scoring 30 or more points in a contest and were 40-2-1 in the '80s when reaching that mark. WVU is 96-12 since 2000 when scoring 30 points or more in a contest.

Scoring 40 or more Points

- ▶ Under Dana Holgorsen, West Virginia is 17-3 when scoring 40 or more points. Since 2000, the Mountaineers are 50-4 when hitting the 40-point plateau, and WVU is 180-4 all-time when scoring at least 40 points in a game

National Polls

- ▶ After receiving votes since the 2015 preseason, West Virginia entered both polls for the first time on Sept. 27, appearing at No. 23 in the Associated Press Poll and No. 21 in the Amway Coaches Poll.
- ▶ This marked the first time the Mountaineers have been in the rankings since Nov. 2, 2014 when WVU was No. 25 in the AP Poll and No. 24 in the Coaches' Poll.
- ▶ Since 2011, Dana Holgorsen's squads have been ranked during four of his five years and have been among the Top 25 during 27 different weeks.

Coaching Staff Assignment

- ▶ Here's a breakdown of the WVU coaching staff assignments for the 2015 season:

Damon Cogdell: Assistant DL (Field)
 Ron Crook: OL (Field)
 Joe DeForest: Safeties/ST (Field)
 Lonnie Galloway: WR (Field)
 Tony Gibson: DC/LB (Field)
 Brian Mitchell: CB (Press Box)
 Mark Scott (Press Box)
 Ja'Juan Seider: RB (Field)
 Bruce Tall: DL (Press Box)

WVU vs. 2015 Slate

- ▶ West Virginia owns a 52-42-2 record against its 2015 opponents.
- ▶ The Mountaineers have winning records over Baylor, Georgia Southern, Iowa State, Kansas, Liberty, Maryland, Oklahoma State and are even in their series with TCU, Texas and Texas Tech.

2015 Opponent	Series Record
Baylor.....	2-1
Georgia Southern.....	1-0
Iowa State.....	2-1
Kansas.....	3-1
Kansas State.....	1-4
Liberty.....	2-0
Maryland.....	28-22-2
Oklahoma.....	2-5
Oklahoma State.....	5-2
TCU.....	2-2
Texas.....	2-2
Texas Tech.....	2-2

Mountaineer Energizers

- ▶ When looking at career plays logged by Mountaineer players, 18 players have seen action on more than 1,000 plays, four players with more than 2,000 and one with more than 3,000.
- ▶ Leading the group in career plays are senior safety Karl Joseph, who has recorded 3,314 plays over his career, 2,920 defensive plays and 394 on special teams. Senior tight end Cody Clay has seen action on 2,200 plays, 1,557 on offense and 643 on special teams. Senior linebacker Nick Kwiatkoski has been used on 2,165 plays, 1,817 on defense and 348 on special teams.

Looking at the Numbers

- ▶ The Mountaineer offense has seen action on 239 plays in 2015 and 196 plays by the defense.
- ▶ Of WVU's 239 offensive plays, two players registered more than 200 offensive plays and 14 players saw action on more than 100 offensive plays.
- ▶ Yodny Cajuste (216), Marquis Lucas (215), Tyler Orlosky (198), Skyler Howard (195) and Adam Pankey (187) lead the offense.
- ▶ Of WVU's 196 defensive plays, four players were used on 175 or more defensive plays and eight players recorded more than 150 plays and 10 were used on more than 100 plays.
- ▶ Daryl Worley and Karl Joseph lead the defense, seeing action on 180 plays, KJ Dillon, 179, Dravon Askew-Henry on 178 and Nick Kwiatkoski on 166.

Average Per Down

- ▶ Here's a breakdown of how the 2015 West Virginia offense has operated on first, second, third and fourth down:
- ▶ On first down, the Mountaineers have run 114 plays and gained 741 yards for a 6.5 average. On second down, the Mountaineers have run 82 plays for 608 yards and a 7.4 average. On third down, the Mountaineers have run 40 plays for 266 yards and a 6.7 average gain. West Virginia has run three fourth down plays in 2015, gaining 15 yards for a 5.0 average on fourth down.
- ▶ WVU's touchdowns have come seven times on first down (4 rushing/3 passing), five times on second down (1 rushing/4 passing) four time on third down (2 rushing/2 passing), and OTDs on fourth down (0 rushing/0 passing).

Offensive Analysis

- ▶ Breaking down the West Virginia offensive numbers for the 2015 season shows that the Mountaineers have run a total of 239 plays, 144 coming on the ground and 95 through the air. The rushing game has totaled 661 yards for an average of 4.6 yards per carry and seven touchdowns. The passing attack has totaled 969 yards, nine touchdowns and an average of 14.7 yards per completion.
- ▶ Combine the two and the Mountaineers have turned in 1,630 yards of total offense, 16 touchdowns, an average of 6.8 yards per play, and an average of 43.3 points per game.
- ▶ Deeper analysis shows that the Mountaineer offense has gained 34 first downs by the run and 42 via the pass. On average, West Virginia has totaled 220.3 yards per game on the ground, 323.0 yards per game passing and 543.3 yards per game of total offense.

Against Ranked Teams

- ▶ Beginning with a 27-0 loss to Fordham on Oct. 18, 1941, West Virginia has played 143 games against nationally ranked teams. Of those, 41 have been Mountaineer victories.
- ▶ Since 2001, WVU has posted 19 victories over ranked teams.



Scoring 20 or more in a quarter

- ▶ West Virginia scored 21 points in the first quarter against Maryland, marking the first time in 2015 in which WVU scored at least 20 points in a quarter.
- ▶ WVU has scored 20 or more points in a quarter 49 times since 2001 and has done it in two quarters of a game eight different times.

Game	Year	Points	Quarter
Maryland	2015	21	1st
Texas A&M	2014	20	1st
Iowa State	2014	20	2nd
Towson	2014	21	2nd
Baylor	2013	21	4th
Georgia State	2013	21	4th
Kansas	2012	21	2nd
TCU	2012	21	2nd
Baylor	2012	21	3rd
Baylor	2012	21	2nd
James Madison	2012	21	1st
Marshall	2012	21	3rd
Marshall	2012	21	2nd
vs. Clemson	2011	35	2nd
Connecticut	2011	23	3rd
Bowling Green	2011	21	2nd
Norfolk State	2011	28	3rd
UNLV	2010	21	1st
Auburn	2009	21	1st
North Carolina	2008	21	1st
Louisville	2008	21	3rd
UConn	2008	21	3rd
UConn	2007	21	4th
UConn	2007	21	3rd
Miss. State	2007	28	1st
at Marshall	2007	21	3rd
at Marshall	2007	21	4th
W. Michigan	2007	21	3rd
vs. Ga. Tech	2006	21	3rd
Cincinnati	2006	21	2nd
Cincinnati	2006	21	3rd
Syracuse	2006	21	3rd
at Miss. State	2006	21	4th
Maryland	2006	21	1st
vs. Georgia	2005	21	1st
Pitt	2005	21	4th
UConn	2005	21	2nd
at Maryland	2005	24	4th
James Madison	2004	21	2nd
East Carolina	2004	28	2nd
Temple	2003	21	1st
at East Carolina	2003	20	2nd
at East Carolina	2003	21	3rd
at Temple	2002	21	1st
UT-Chattanooga	2002	21	2nd
UT-Chattanooga	2002	21	4th
Rutgers	2001	28	1st
Rutgers	2001	31	2nd
Kent State	2001	21	3rd



TylerORLOSKY

SkylerHOWARD

West Virginia OFFENSE

- ▶ WVU's offensive roster includes 14 true freshmen, 13 redshirt freshmen, eight redshirt sophomores, three juniors, eight redshirt juniors, one senior and five redshirt seniors
- ▶ Twenty-eight offensive players were used against Maryland, including two quarterbacks, 11 offensive linemen, five running backs, eight receivers and two tight ends
- ▶ Five players saw action on 80 or more plays against Maryland, six with 70 or more plays, 10 with 60 or more plays
- ▶ Four offensive players made their first starts against Georgia Southern: Yodny Cajuste (OL), Kyle Bosch (OL), Jovon Durante (WR) and Shelton Gibson (WR) and Devonte Mathis (WR) saw his first start against Maryland.
- ▶ Two true freshmen saw time in their first game in a WVU uniform in 2015: Jovon Durante (WR), Gary Jennings (WR)
- ▶ Five redshirt freshman saw their first offensive action: Yodny Cajuste (OL), Amanii Brown (OL), Jonathan Haynes (OL), Marcell Lazard (OL) and Donte Thomas-Williams (RB)
- ▶ In the Holgorsen era, WVU has thrown for 300 or more yards 31 times, 400 or more 10 times and 500 or more twice
- ▶ The top games for amount of plays during the Holgorsen era:
 1. 108 - Maryland (2014)
 2. **96 - Maryland (2015)**
 - 96 - Towson (2014)
 - 94 - Texas Tech (2014)
 - 91 - Texas Tech (2012)
 - 91 - Oklahoma State (2012)
 - 90 - Texas (2014)
 - 90 - Oklahoma State (2013)
 - 90 - TCU (2012)
- ▶ The top games for total first downs in school history:
 1. **37 - Maryland (2015)**
 - 36 - Washington & Lee (1923)
 - 35 - Syracuse (1993)
 - 34 - Colorado State (1980)
 - 33 - Maryland (2014)
 - 33 - Towson (2014)
 - 33 - Baylor (2014)
 - 33 - Baylor (2012)

- ▶ The 15 rushing first downs against Maryland are the most since putting up 15 against Bowling Green in 2011 and 19 against Cincinnati in 2010
- ▶ The 16 passing first downs againsts Maryland are the most since 18 at Maryland in 2014
- ▶ WVU is No. 5 in team passing efficiency, No. 9 in fewest passes intercepted, No. 12 in total offense, No. 14 in scoring offense, No. 15 in passing yards per completion, No. 17 in third down percentage and No. 18 in passing offense
- ▶ When WVU has passed for 250 or more yards over the past 10 years, its record is 29-18 and 50-29 when passing for 200 or more yards.

300 or More Yards Passing (Last 10 years)

656	Baylor (2012)	70-63/W
511	Maryland (2014)	40-37/W
469	Connecticut (2011)	43-16/W
463	LSU (2011)	21-47/L
448	James Madison (2012)	42-12/W
431	Norfolk State (2011)	55-12/W
410	Louisville (2011)	35-28/L
407	Kansas (2012)	59-10/W
407	Clemson (2011)	70-33/W
401	Oklahoma State (2012)	55-34/L
388	at Maryland (2011)	37-31/W
376	Oklahoma (2014)	45-33/L
372	at Cincinnati (2011)	24-21/W
365	vs. Alabama (2014)	33-23/L
359	Georgia Southern	44/0/W
	Georgia State (2013)	41-7/W
355	Towson (2014)	54-0/W
356	Iowa State (2013)	44-52/L
352	Rutgers (2010)	35-10/W
346	Texas A&M (2014)	45-37/L
338	Maryland (2012)	31-21/W
338	at Syracuse (2011)	49-23/L
334	East Carolina (2009)	35-20/W
332	North Carolina (2008)	31-30/W
323	Marshall (2012)	69-34/W
322	Baylor (2014)	41-27/W
320	Oklahoma (2012)	50-49/L
316	Marshall (2010)	24-21/W (OT)
313	Liberty (2015)	41-17/W
310	Kansas State (2012)	26-20/L
302	Kansas (2014)	33-14/W
302	Auburn (2009)	30-41/L
301	Texas Tech (2014)	37-34/W

Bold = Holgorsen Era



Jordan THOMPSON

Yodny CAJUSTE

West Virginia OFFENSE

- ▶ Skyler Howard's 21 completions against Liberty and Maryland matched his career high, first set at Iowa State in 2014
- ▶ Against Maryland, Howard completed 21-of-33 passes, 63.6 percent, marking his third highest completion percentage as a starting quarterback
- ▶ Quarterback Skyler Howard threw for a career high 359 yards against Georgia Southern
- ▶ Howard's four touchdown passes against Maryland marked his career high and his seventh straight game with multiple touchdown passes
- ▶ Howard is No. 2 nationally in yards per pass attempt, No. 4 in pass efficiency, No. 6 in passing yards per completion, No. 12 in total offense and points responsible for, No. 16 in touchdown passes and No. 17 in completion percentage
- ▶ Howard leads the Big 12 in completion percentage, No. 2 in yards per pass attempt, No. 3 in passing efficiency, No. 5 in total offense and No. 6 in passing yards per game and completions per game

- ▶ Howard also ranks No. 3 in the Big 12 in passing yards per completion, No. 5 in points responsible for and No. 6 in passing yards
- ▶ Howard has completed 11 passes of 20 yards or more, six of more than 40 yards and three of more than 50 yards
- ▶ Howard attempted 179 passes in his WVU career before throwing his first interception against Maryland off of a tipped pass
- ▶ Howard completed two 57-yard passes to Durante and Gibson against Georgia Southern, marking the longest passes he has completed in 2015
- ▶ Howard is WVU's third-leading rusher in 2015 with 88 yards on 33 carries
- ▶ Howard's 34-yard run against Liberty marked his career long and WVU's longest run of the season
- ▶ William Crest Jr., completed 6-of-6 passes for 50 yards against Liberty and had a season long completion of 23 yards
- ▶ Crest Jr., scored the second rushing touchdown of his career against Georgia Southern

2015 Home and Away

Rushing	Att-Yds-Avg	Avg/Gm
Home (3-0)	144-661-4.6	220.3
Away (0-0)	000-000-0.0	000.0
Passing	Comp-Att-Yds-TD-Int	Avg/Gm
Home (3-0)	66-95-969-9-1	323.0
Away (0-0)	000-000-000-0-0	000.0
Total Offense	Rush-Pass-Total	Avg/Gm
Home (3-0)	661-969-1,630	543.3
Away (0-0)	000-000-0,000	000.0
Rush Defense	Att-Yds-Avg	Avg/Gm
Home (3-0)	114-460-4.0	153.3
Away (0-0)	000-000-0.0	000.0
Pass Defense	Comp-Att-Yds-TD-Int	Avg/Gm
Home (3-0)	37-82-462-2-9	154.0
Away (0-0)	000-000-000-0-0	000.0
Total Defense	Rush-Pass-Total	Avg/Gm
Home (3-0)	460-462-922	922.0
Away (0-0)	000-000-000	000.0

West Virginia SPECIAL TEAMS

- ▶ John DePalma (LS), Josh Lambert (K) and Nick O'Toole (P) lead the WVU special teams
- ▶ Josh Lambert was a Lou Groza Award finalist in 2014 and holds the NCAA record for most field goals made of 40 yards or more in a season (16)
- ▶ Lambert tied the NCAA season record in 2014 for most contests with multiple field goals made in a game (10) and tied the mark for most with three field goals made in a game (6)
- ▶ Lambert was the No. 2 kicker in the nation in scoring (135) in 2014
- ▶ Lambert had the most field goals made nationally in 2014 (30)
- ▶ Lambert finished No. 1 in the Big 12 and No. 1 nationally in field goals made per game in 2014
- ▶ In 2015, Lambert is No. 5 in the conference and No. 64 nationally in field goal percentage
- ▶ Lambert is No. 1 in the Big 12 and No. 9 nationally in field goals made per game (2.00)
- ▶ Lambert is tied for No. 1 in the Big 12 in total field goals made (6)
- ▶ Lambert is No. 2 in Big 12 overall scoring and is No. 1 in Big 12 scoring by kickers (11.3)
- ▶ Lambert has made 53 career field goals and is No. 4 on WVU's all-time list
- ▶ Punter Nick O'Toole ranks No. 2 in the Big 12 and No. 16 nationally in punting
- ▶ O'Toole's long punt of the year is 65 yards vs. Georgia Southern
- ▶ O'Toole's best punting average on the season is 49.7 yards vs. Liberty
- ▶ West Virginia ranks No. 5 in the conference and No. 48 nationally in net punting
- ▶ West Virginia ranks No. 3 in the conference and No. 36 nationally in kickoff return defense
- ▶ West Virginia ranks No. 4 in the Big 12 and No. 43 nationally in punt returns
- ▶ West Virginia ranks No. 5 in the Big 12 and No. 24 in punt return defense
- ▶ WVU's highest national ranking in special teams is No. 24 in punt return defense. Highest Big 12 ranking is No. 3 in kickoff return defense
- ▶ WVU special teams converted a 4th-and-12 for a first down against Maryland, when punter Nick O'Toole rushed for 13 yards on a fake punt
- ▶ KJ Dillion, Shelton Gibson and Gary Jennings have recorded returns so far in 2015

NCAA All-Time Leaders By Victories

Team	Years	Games	Record	Pct.
1. Michigan	136	1,281	917-328-36	.729
2. Notre Dame	127	1,232	882-308-42	.733
3. Texas	123	1,260	880-347-33	.711
4. Ohio State	126	1,247	874-319-53	.722
5. Nebraska	127	1,274	873-361-40	.700
6. Oklahoma	122	1,219	850-316-53	.719
7. Penn State	130	1,267	850-376-41	.687
Alabama	121	1,217	850-324-43	.716
9. Tennessee	119	1,230	811-365-53	.680
10. USC	124	1,187	805-327-54	.700
11. Georgia	123	1,242	779-410-54	.648
12. LSU	123	1,208	762-400-47	.650
13. Auburn	124	1,202	733-423-47	.629
14. West Virginia	123	1,242	722-475-45	.599
15. Syracuse	127	1,269	709-512-49	.578



On Network Television

- ▶ The FS1 telecast of the WVU-Oklahoma game marks the 215th network television game for West Virginia. All-time WVU is 108 105-1 in nationally televised games.

Most Total Wins Over The Last 13 Years (2003-15)

Rk.	School	Wins
1.	Boise State	140
2.	Oklahoma	128
3.	LSU	127
4.	USC	125
5.	Oregon	121
6.	Ohio State	120
	TCU	120
8.	Georgia	119
9.	Wisconsin	118
10.	Virginia Tech	116
11.	Texas	114
12.	Florida	113
13.	Auburn	110
14.	Utah	109
15.	West Virginia	107
	Northern Illinois	107
	Clemson	107
	Missouri	107
19.	Nebraska	106
20.	BYU	105

Best Winning Percentage Away From Home (Road or Neutral) Over The Last 13 Years (2003-15)

Rk.	School	W-L	Winning %
1.	USC	63-18	.777
2.	Boise State	61-20	.753
3.	Texas	58-20	.744
4.	Ohio State	43-16	.729
5.	TCU	57-22	.722
6.	LSU	53-22	.710
7.	Oregon	52-26	.667
8.	Oklahoma	51-26	.662
9.	Georgia	53-28	.654
10.	Florida	48-30	.615
11.	Navy	51-33	.607
12.	Virginia Tech	49-33	.598
13.	West Virginia	43-29	.597
14.	Auburn	36-30	.545
15.	Boston College	39-36	.520

Best Home Winning Percentage Over The Last 13 Years (2003-15)

Rk.	School	W-L	Winning %
1.	Boise State	76-3	.962
2.	Ohio State	81-8	.910
3.	Oklahoma	70-8	.897
4.	Wisconsin	75-10	.882
5.	LSU	76-11	.874
6.	Georgia	61-11	.847
7.	USC	64-13	.831
	TCU	64-13	.831
9.	Virginia Tech	63-15	.808
10.	Florida	66-17	.795
11.	West Virginia	62-19	.765
12.	Iowa	55-19	.743
13.	Texas	58-21	.734
14.	Troy	44-16	.733
15.	Texas Tech	57-23	.713



Dontre THOMAS-WILLIAMS

Marquis LUCAS

Offensive Notes Continued

- ▶ Wendell Smallwood is averaging a team-high 110.3 yards per game rushing, 6.9 yards per carry and has scored four rushing touchdowns
- ▶ Smallwood finished with a career-best 147 yards and a touchdown against Maryland, his third career 100-yard rushing performance
- ▶ Smallwood had two rushing touchdowns against Liberty, his first multiple rushing touchdown game
- ▶ Smallwood is ranked No. 3 in the Big 12 in rushing and No. 25 nationally
- ▶ Smallwood is tied for No. 5 in the Big 12 in scoring touchdowns and tied for No. 11 in overall scoring
- ▶ Smallwood is ranked No. 6 in the Big 12 in all-purpose yards
- ▶ Rushel Shell's second quarter, two-yard rushing touchdown against Maryland was his second of the season and ninth of his career
- ▶ Shell is WVU's second-leading rusher with 146 yards on 34 carries and two touchdowns, averaging 4.3 yards per carry
- ▶ Shell is No. 3 in the Big 12 in rushing yards per carry and No. 13 in rushing yards per game
- ▶ WVU has spread the ball to 11 receivers this season with four of the 10 receivers having 10 or more catches for the three games
- ▶ Gibson is ranked No. 3 nationally in yards per reception, No. 11 in receiving touchdowns and No. 16 in receiving yards per game
- ▶ Gibson has scored a touchdown in all three games this season
- ▶ Gibson's 118 receiving yards against Maryland marked WVU's 165th 100-yard receiving game in school history
- ▶ Gibson is second on the team in all-purpose yardage, averaging 118 yards per game
- ▶ Gibson leads West Virginia in receiving yards, with 329 on 12 catches, averaging 27.4 yards per catch and four touchdowns
- ▶ Six of Gibson's catches have been for 25 or more yards and four of the 12 have been for touchdowns
- ▶ Gibson had six catches for 118 yards and two touchdowns, marking his first multiple touchdown game, his career high in catches and second 100-yard receiving game

- ▶ Gibson is No. 3 in the Big 12 in receiving yards per game, tied for No. 8 in receptions per game and No. 9 in all-purpose yards
- ▶ Gibson's 26-yard touchdown in the third quarter against Georgia Southern marked the first touchdown of his career
- ▶ Freshman Jovon Durante finished with a game-high and season-high seven catches against Liberty
- ▶ Daikiel Shorts and Jovon Durante are tied for No. 2 on the team in receptions with 11, Shorts has one more receiving yard (193) and Durante has one more touchdown (2)
- ▶ Durante is No. 8 in the Big 12 in receiving touchdowns, No. 13 in receptions per game and No. 15 in receiving yards per game
- ▶ Durante's 41-yard touchdown reception against Georgia Southern was his first career catch, making him the first player since Dante Campbell (2012) and KJ Myers (2012) to score a touchdown on his first career reception
- ▶ Receivers Jovon Durante and Shelton Gibson finished with 121 and 130 yards against Georgia Southern, respectively, marking the 21st time WVU has had double 100-yard receivers in a game
- ▶ That game for Durante and Gibson marked the first time in WVU history that two players finished with 100 or more receiving yards in their first career starts in the same game
- ▶ The 100-yard receiving games by Gibson and Durante against Georgia Southern marked the 163rd and 164th 100-yard receiving game by WVU
- ▶ Orlosky is on the watch lists for the Rimington Trophy, signifying the top center in the nation and the Outland Trophy, the nation's best lineman
- ▶ Howard is on the watch list for the Earl Campbell/Tyler Rose Award, signifying the top offensive player from the state of Texas or playing at a school in the state of Texas



Nick **KWIATKOSKI**

Daryl **WORLEY**

West Virginia DEFENSE

- ▶ WVU used 29 defensive players against Maryland, 28 against Georgia Southern and 19 against Liberty
- ▶ Five players saw action on 50 or more plays against Liberty and 10 with 40 or more plays
- ▶ Six defensive players saw their first action at WVU in 2015; Rasul Douglas (CB), Jaleel Fields (DL), Larry Jefferson (DL), CJ Maduewesi (DL), Khairi Shariff (CB) and Shane Commodore (S)
- ▶ WVU leads the nation in scoring defense (7.7) turnover margin (+3.0), interceptions (9) and fourth down defense (0/7)
- ▶ WVU is No. 2 nationally in pass efficiency defense, No. 3 in red zone defense and turnovers gained, No. 6 in first down defense, No. 17 in passing defense, No. 22 in tackles for loss, No. 26 in total defense and No. 31 in rushing defense
- ▶ Maryland was held to 153 yards passing, marking the third time this season and 11th time in the past 16 games to hold an opponent under 300 yards passing
- ▶ Liberty was held to 92 yards rushing, the fifth time over the past two years that WVU has held its opponent under 100 yards rushing
- ▶ West Virginia held Maryland to 29 percent on its third down attempts (4/14), keeping all three of its opponents under 32 percent in 2015
- ▶ During the past two seasons, WVU has held its opponent to under 35 percent on third downs 14 times and under 30 percent nine times
- ▶ The WVU defense held Georgia Southern to only two pass completions
- ▶ The WVU defense forced Georgia Southern into three-and-outs on seven of 13 drives and Maryland on eight of 15 drives.
- ▶ For the season, WVU is tied for No. 7 nationally for the most times forcing its opponent to three-and-outs (6.0)
- ▶ The WVU defense is only giving up 7.7 points per game, 15.0 first downs per game, 153.3 rushing yards per game, 154.0 passing yards and 307.3 total yards
- ▶ West Virginia had a season high nine tackles for loss against Maryland

- ▶ The defense held the Eagles to 29 passing yards, the fifth fewest passing yards allowed in school history
 1. 0 - Pitt (1981)
 2. 21 - Ohio (1987)
 3. 24 - Penn State (1980)
 4. 27 - Rutgers (2001)
- ▶ **5. 29 - Georgia Southern (2015)**
- ▶ WVU held Maryland to 326 yards of total offense, marking the eighth time in the past two years that the Mountaineers have held opponent to under 400 yards of total offense
- ▶ The 224 yards given up by the defense against Georgia Southern is the fewest total yards given up since holding Kansas to 176 yards in 2014
- ▶ The Mountaineers tied a school record, finishing with five interceptions against Maryland. WVU last had five INTs in a 28-20 win at Cincinnati in 1990.
- ▶ That also marked the fifth time in school history that WVU had five interceptions in a game
- ▶ Nick Kwiatkoski leads WVU with 18 tackles and is second with 3.5 tackles for loss
- ▶ Kwiatkoski is tied for No. 23 in the Big 12 in tackles and No. 18 in tackles for loss
- ▶ Joseph is No. 1 nationally in interceptions (4) and No. 16 in fumbles recovered (1)
- ▶ Joseph is No. 1 in the Big 12 in interceptions, tied for No. 2 in passes defended, tied for No. 3 in fumbles recovered and tied for No. 36 in tackles
- ▶ Joseph is WVU's second leading tackler with 15 tackles, including 12 solo tackles
- ▶ Joseph finished with three interceptions against Georgia Southern, pushing his career total to six. They were his first INTs since 2013. Joseph is the first Mountaineer to nab three interceptions in a game since Vann Washington did so in a 52-16 win over Louisiana Tech on Oct. 29, 2004.
- ▶ It also marked the third time in the modern era that a player finished with three interceptions in one quarter (Mike Slater at Kentucky, 1969 - 4th quarter and Jack Eastwood at Miami, 1973 - 4th quarter)

- ▶ The six turnovers forced by WVU against Maryland were the most since the Mountaineers forced eight against Rutgers in 2001
- ▶ Al-Rasheed Benton made the first start of his career against Liberty and was named the WVU defensive player of the game
- ▶ Benton leads the Mountaineers with four tackles for loss for the season, ranking No. 10 in the Big 12 and is tied for fourth on the team with 12 tackles
- ▶ Dravon Askew-Henry is tied for fourth on the team in tackles (12) and has an interception and assisted on a tackle for loss
- ▶ Askew-Henry's second-quarter interception against Georgia Southern was the third of his career; tying him for No. 3 in the Big 12
- ▶ Daryl Worley leads WVU with three pass breakups and had his first interception against Maryland
- ▶ Worley is tied for No. 2 in the Big 12 in passes defended and tied with Joseph for No. 32 nationally in passes defended
- ▶ Terrell Chestnut, KJ Dillon and Noble Nwachukwu, are tied for No. 33 nationally in forced fumbles

Comparing the Two (Big 12 Statistics)

	WVU	OU
Scoring Offense	4	5
Rushing Offense	3	5
Scoring Defense	1	4
Rushing Defense	4	3
Passing Offense	5	4
Total Offense	5	4
Passes Had Intercepted	T2	T6
Pass Defense	1	5
Total Defense	2	5
Kickoff Returns	8	9
Punt Returns	4	6
Net Punting	5	1
Passing Efficiency	2	4
Turnover Margin	1	10
Interceptions	1	9
Pass Eff. Defense	1	3
First Downs	6	5
First Down Defense	1	4
Third Down Conv.	3	7
Opponent Third Down	1	5
Fourth Down Conv.	T2	T4
Opponent Fourth Down	T1	T1
Sacks By	9	7
Sacks Against	7	T5
Tackles for Loss	4	8
Tackles for Loss Allowed	6	7
Penalties	6	9
Possession Time	4	3
Punt Return Defense	5	3
Kickoff Return Defense	3	5
Turnovers Gained	1	10
Fumbles Gained	8	10
Red Zone Offense	4	6
Red Zone Defense	1	T5



West Virginia Top Offensive Performances

Mountaineer Top Rushing Marks

1.	569	Washington & Lee	November 10, 1923
2.	536	East Carolina	September 28, 2002
3.	517	Connecticut	November 24, 2007
4.	478	East Carolina	September 4, 2004
5.	457	Syracuse	October 14, 2006
6.	458	Oklahoma	November 17, 2012
7.	451	Pitt	November 24, 2005
8.	446	Syracuse	October 30, 1993
	446	Rutgers	November 3, 2001
10.	437	Pitt	November 16, 2006
11.	427	Cincinnati	October 17, 1987
12.	397	East Carolina	September 22, 2007
13.	394	Eastern Washington	September 9, 2006
14.	382	Georgia	January 2, 2006
15.	379	Washington & Lee	November 10, 1923
	379	East Carolina	November 7, 1992
17.	378	Pitt	September 29, 1990
18.	376	West Virginia Wesleyan	October 1, 1938
	376	Louisville	November 22, 2008
20.	370	Cincinnati	October 21, 1989

Mountaineer Top Passing Marks

1.	656	Baylor	September 29, 2012
2.	511	Maryland	September 13, 2014
3.	469	UConn	October 8, 2011
4.	463	LSU	September 24, 2011
5.	452	Missouri	December 26, 1998
6.	448	James Madison	September 15, 2012
7.	431	Norfolk State	September 10, 2011
8.	416	Pitt	September 28, 1968
9.	410	Louisville	November 5, 2011

10.	409	Pitt	November 27, 1998
11.	407	Kansas	December 1, 2012
	407	Clemson	January 4, 2012
13.	401	Oklahoma State	November 10, 2012
14.	396	Pitt	October 15, 1994
15.	390	Purdue	September 2, 1995
16.	388	Maryland	September 17, 2011
17.	380	Miami	October 24, 1998
18.	376	Oklahoma	September 20, 2014
19.	372	Cincinnati	November 12, 2011
20.	371	Rutgers	November 9, 1996
21.	365	Boston College	October 5, 1996
	365	Alabama	August 31, 2014

Mountaineer Top Total Offense

1.	807	Baylor	September 29, 2012
2.	778	Oklahoma	November 17, 2012
3.	694	Maryland	September 13, 2014
4.	674	Washington & Lee	November 10, 1923
5.	655	Marshall	September 1, 2012
6.	654	Syracuse	October 30, 1993
7.	647	Kansas	December 1, 2012
8.	643	Bowling Green	October 1, 2011
9.	641	Pitt	October 2, 1965
	641	Pitt	November 16, 2006
11.	627	Rutgers	November 3, 2001
12.	624	Connecticut	November 24, 2007
13.	623	Pitt	November 27, 1999
14.	621	East Carolina	September 4, 2004
15.	614	Temple	November 13, 1993
16.	606	Towson	September 6, 2014
17.	604	Georgia State	September 14, 2013

Charting Mountaineer Players of the Week

Game	O-Champ	D-Champ	ST-Champ	O-Scout	D-Scout	Big 12
Georgia Southern	Skyler Howard	Karl Joseph	Josh Lambert	David Sills	David Long	Karl Joseph
Liberty	Tyler Orlosky	Al Rasheed-Benton	Nick Meadows	Deonte Glover	Adam Shuler	
Maryland	Wendell Smallwood	Terrell Chestnut	Nick O'Toole	D.L. Knock	Antonio Crawford	
at Oklahoma						
at Oklahoma State						
at Baylor						
at TCU						
Texas Tech						
Texas						
at Kansas						
Iowa State						
at Kansas State						

West Virginia Bests

Rushing Yards	569 vs. Washington & Lee 1923
Passing Yards	656 vs. Baylor 2012
Total Yards	807 vs. Baylor 2012
Total First Downs	37 vs. Maryland 2015
Low Rushing Yards All	30 vs. Florida 1981
Low Passing Yards All	0 vs. Pitt 1981
Low Total Yards Allowed	14 vs. Maryland 1919
Fewest First Downs All	0 vs. Maryland 1919
Longest TD run	96 vs. N. Illinois 1986
Longest Non-TD Run	79 vs. Louisville 2008
Longest TD Reception	96 vs. Penn State 1973
Longest Non-TD Reception	84 vs. Miami 2003
Points (Game)	92 vs. Marshall 1916
Victory Margin	89 vs. Geneva 1951

West Virginia Bests - 2010 Decade

Rushing Yards	458 vs. Oklahoma '12
Passing Yards	659 vs. Baylor '12
Total Yards	807 vs. Baylor '12
Total First Downs	37 vs. Maryland '15
First Downs Rushing	19 vs. Cincinnati '10
First Downs Passing	23 vs. LSU '11
Low Rushing Yards All	10 vs. Maryland '10
Low Passing Yards All	29 vs. Ga. Southern '14
Low Total Yards Allowed	122 vs. Towson '14
Fewest First Downs All	7 vs. Towson '14
Fewest 1st Downs Rushing All	0 vs. Kansas St. '14
Fewest 1st Downs Passing All	2 vs. KU '13, GSU '15
Longest TD run	80 vs. Rutgers '11
Longest Non-TD Run	70 vs. Marshall '12
Longest TD Reception	87 vs. Baylor '12
Longest Non-TD Reception	75 vs. Okla. St. '12
Points (Game)	70 vs. Clemson '11, Baylor '12
Points (Half)	49 vs. Clemson '11 (First Half)
Points (Qtr)	35 vs. Clemson '11 (Second)
Victory Margin	54 vs. Towson '14

West Virginia Bests - Holgorsen Era

Rushing Yards	458 vs. Oklahoma '12
Passing Yards	656 vs. Baylor '12
Total Yards	807 vs. Baylor '12
Total First Downs	37 vs. Maryland '15
First Downs Rushing	15 vs. B. Green '11, MD '15
First Downs Passing	23 vs. LSU '11
Low Rushing Allowed	1 vs. Kansas State '14
Low Passing Yards Allowed	29 vs. Ga. Southern '15
Low Total Yards Allowed	122 vs. Towson '14
Fewest 1st Downs Allowed	7 vs. Towson '14
Fewest 1st Downs Rushing All	0 vs. Kansas St. '14
Fewest 1st Downs Passing All	2 vs. KU '13, GSU '15
Longest TD run	80 vs. Rutgers '11
Longest Non-TD Run	70 vs. Marshall '12
Longest TD Reception	87 vs. Baylor '12
Longest Non-TD Reception	75 vs. Okla. St. '12
Points (Game)	70 vs. Clemson '11, Baylor '12
Points (Half)	49 (First Half) vs. Clemson '11
Points (Qtr)	35 (Second) vs. Clemson '11
Victory Margin	54 vs. Towson '14

2015 Big 12 Standings

	Big 12	Pct.	Overall	Pct.
Oklahoma State	1-0	1.000	4-0	1.000
TCU	1-0	.000	4-0	1.000
Baylor	0-0	.000	3-0	1.000
Kansas State	0-0	.000	3-0	1.000
Oklahoma	0-0	.000	3-0	1.000
West Virginia	0-0	.000	3-0	1.000
Iowa State	0-1	.000	1-2	.333
Kansas	0-0	.000	0-3	.000
Texas Tech	0-1	.000	3-1	.750
Texas	0-1	.000	1-3	.250



Karl JOSEPH

Terrell CHESTNUT

Special Teams/Defensive Touchdowns Since 2000

- 2014**
 KJ Dillon 35 interception return vs. Texas A&M
 Terrell Chestnut 35 fumble recovery vs. TCU
 Dravon Henry 52 interception return at Oklahoma State
 Mario Alford 94 kickoff return vs. Kansas
 Mario Alford 100 kickoff return vs. Alabama
- 2013**
 Karl Joseph 38 fumble return vs. Iowa State
 Karl Joseph 0 fumble return at Baylor
 Darwin Cook 32 interception return at Baylor
 Ishmael Banks 58 interception return vs. Oklahoma State
- 2012**
 Tavon Austin 76 punt return vs. TCU
 Tavon Austin 100 kickoff return vs. Kansas State
 Doug Rigg 51 fumble return vs. Maryland
 Isaiah Bruce 43 fumble return vs. Marshall
- 2011**
 Darwin Cook 99 fumble return vs. Clemson
 Pat Miller 52 interception return at USF
 Tavon Austin 90 kickoff return at USF
 Julian Miller 0 fumble recovery at Cincinnati
 Terence Garvin 37 interception return at Maryland
 Tavon Austin 100 kickoff return vs. Marshall
- 2009**
 Sidney Glover 24 interception return at Rutgers
 Tavon Austin 98 kickoff return vs. UConn
- 2008**
 Mortty Ivy 29 interception return vs. Villanova
- 2007**
 Reed Williams 0 fumble recovery vs. UConn
 Eric Wicks 44 fumble return vs. Louisville
 Keilen Dykes 19 interception return vs. Syracuse
- 2006**
 Vaughn Rivers 50 punt return vs. Mississippi State
 Darius Reynaud 96 kickoff return vs. Maryland
- 2005**
 Jamille Addae 40 interception return vs. Pitt
 Thandi Smith 1 punt return vs. Rutgers
 Antonio Lewis 77 punt return vs. East Carolina
 Eric Wicks 31 interception return vs. Syracuse
- 2004**
 Mike Lorello 21 interception return vs. Connecticut
 Eric Wicks 34 interception return vs. Virginia Tech
 Adam Lehnortt 21 fumble return vs. James Madison
 Adam Jones 76 punt return vs. East Carolina
- 2003**
 Lance Frazier 64 punt return vs. Temple
 Adam Jones 47 fumble return vs. Temple
 Adam Jones 49 interception return vs. Boston College
 Adam Jones 87 kickoff return vs. BC
 Joe Hunter 0 punt return vs. UCF
- 2002**
 Arthur Harrison 0 fumble recovery vs. East Carolina
 Angel Estrada 43 interception return vs. Rutgers
- 2001**
 Shawn Terry 100 kickoff return vs. Maryland
 Shawn Hackett 10 fumble return vs. Rutgers
 Shawn Hackett 50 interception return vs. Rutgers
- 2000**
 Grant Wiley 22 interception return vs. Boston College
 Shawn Hackett 41 interception return vs. Boston College
 Grant Wiley 15 interception return vs. Idaho
 Ben Meighan 36 fumble return vs. VT
 Shawn Terry 100 kickoff return vs. Syracuse
 Bryant 49 interception return vs. Rutgers
 Jason Davis 0 fumble return vs. East Carolina
 Shawn Terry 89 kickoff return vs. Pitt
 Lance Frazier 32 interception return vs. Pitt
 Shawn Terry 99 kickoff return vs. Ole Miss

Mountaineer Nation Day

- ▶ For the fourth straight year, West Virginia University will be celebrating Mountaineer Nation Day. This year, it will be on Oct. 3 when WVU takes on Oklahoma.
- ▶ Mountaineer Nation Day is a 24-hour period for Mountaineer fans around the world to show their pride and passion for their University. Fans have been registering their watch parties at <http://mountaineer.nationday.wvu.edu> and joining in on the conversation by using #WVUMND.
- ▶ On game day, WVU will be giving out prize packs on Twitter throughout Mountaineer Nation Day. Fans can follow @WestVirginiaU on Twitter and use #WVUMND for chances to win.

Pronunciation Guide

LAST NAMES

Arndt (Darren/Justin)	like Yarn-dt
Cajuste (Yodny)	ka-JUST
Chugunov (Chris)	chug-uh-nov
DePalma (John)	da-Palm-uh
Durante (Jovon)	duh-rant
Funderburke (DaeJuan)	like Thunder-burk
Gross (Marvin)	Grose
Kwiatkoski (Nick)	quit - Cowski
Kyeremeh (Nana)	Ky-rum
Lazard (Marcell)	Lah-zard
Levine (Scott)	La-Veen
Maduewesi (CJ)	mad-do-a-wessy
Matteo (Tony)	muh-TAY-O
Nwachukwu (Noble)	wah-Chew-coo
Orlosky (Tyler)	or-Losk-E
Pegues (Xavier)	pah-Geese
Petteway (Shaq)	Pet-a-way
Rumph (Rick)	rumf
Seider (Ja'Shaun)	Sy-der
Sharif (Khairi)	share-EEF

FIRST NAMES

Amanii (Brown)	ah-mon-E
Daikiel (Shorts)	da-Keel
DaJuan (Funderburke)	Dah-juan
Deamonte (Lindsay)	Dee-a-monty
Dontae (Angus)	Don-tay
Dravon (Henry)	Dray-vaughn
Hodari (Christian)	hoe-Darr-E
Jaleel (Fields)	jah-leel
Ja'Shaun (Seider)	Ja-Shaun
Jovon (Durante)	Joe-vaughn
Ka'Raun (White)	Cah-Ron
Khairi (Shariff)	ka-harr-E
Rasul (Douglas)	Ra-sewell
Rushel (Shell)	rush-ell
Tyrek (Cole)	tie-Reek
Wendell (Smallwood)	when-Dell
Xavier (Pegues)	X-zay-vee-err

Online Pronunciation Guide

- ▶ A pronunciation guide provided by TheNameEngine.com also can be found at WVUsports.com on the football roster page. To hear a pronunciation of these names, click on the ear icon beside the name and a correct pronunciation will be provided.

NFL Mountaineers

- ▶ There are 19 former Mountaineers on NFL rosters in 2015, playing for 12 different teams.



Shaq Riddick	Arizona Cardinals
Ryan Mundy	Chicago Bears
Kevin White	Chicago Bears
Mario Alford	Cincinnati Bengals
Will Clarke	Cincinnati Bengals
Adam Jones	Cincinnati Bengals
Don Barclay	Green Bay Packers
Pat McAfee	Indianapolis Colts
J.T. Thomas	New York Giants
Geno Smith	New York Jets
Terence Garvin	Pittsburgh Steelers
Will Johnson	Pittsburgh Steelers
Mark Glowinski	Seattle Seahawks
Bruce Irvin	Seattle Seahawks
Tavon Austin	St. Louis Rams
Stedman Bailey	St. Louis Rams
Charles Sims	Tampa Bay Buccaneers
Keith Tandy	Tampa Bay Buccaneers
Quinton Spain	Tennessee Titans



Mountaineer 250-Yard Passing Games



Skyler HOWARD

A/C/Yds	Name	Opponent	Date
45/51/656	Geno Smith	Baylor	9/29/2012
37/49/511	Clint Trickett	Maryland	9/13/2014
38/65/463	Geno Smith	LSU	9/24/2011
27/45/450	Geno Smith	Connecticut	10/8/2011
34/50/429	Marc Bulger	Missouri	12/26/98
27/37/416	Mike Sherwood	Pitt	9/28/68
34/39/411	Geno Smith	James Madison	9/15/2012
31/44/410	Geno Smith	Louisville	11/5/2011
26/37/409	Marc Bulger	Pitt	11/27/98
23/24/407	Geno Smith	Kansas	12/1/2012
32/43/407	Geno Smith	Clemson	1/4/2012
16/39/396	Chad Johnston	Pitt	10/15/94
22/35/390	Chad Johnston	Purdue	9/2/95
36/49/388	Geno Smith	Maryland	9/17/2011
32/43/380	Marc Bulger	Miami	10/24/98
25/41/376	Clint Trickett	Oklahoma	9/20/2014
29/43/372	Geno Smith	Cincinnati	11/12/2011
20/34/371	Geno Smith	Norfolk State	9/10/2011
29/45/365	Clint Trickett	Alabama	8/30/2014
36/54/364	Geno Smith	Oklahoma State	11/10/2012
34/48/360	Oliver Luck	Syracuse	11/21/81
16/25/359	Skyler Howard	Georgia Southern	9/5/2015
25/41/359	Ford Childress	Georgia State	9/14/2013
21/37/356	Clint Trickett	Iowa State	11/30/2012
24/36/354	Marc Bulger	Navy	10/3/98
18/31/354	Chad Johnston	Boston College	10/5/96
23/28/352	Geno Smith	Rutgers	12/4/2010
25/40/353	Marc Bulger	Georgia Tech	12/29/97
35/40/348	Clint Trickett	Towson	9/6/2014

A/C/Yds	Name	Opponent	Date
26/43/348	Marc Bulger	Pitt	11/28/97
20/45/346	Skyler Howard	Texas A&M	12/29/2014
32/48/346	Marc Bulger	Miami	10/30/99
21/37/341	Bernie Galiffa	Penn State	10/28/72
30/43/338	Geno Smith	Maryland	9/22/2012
24/41/338	Geno Smith	Syracuse	10/21/2011
24/31/334	Jarrett Brown	East Carolina	9/12/2009
16/21/334	Chad Johnston	Rutgers	11/4/95
32/26/332	Pat White	North Carolina	12/27/2008
30/20/331	Marc Bulger	Pitt	11/27/99
32/36/323	Geno Smith	Marshall	9/1/2012
23/35/322	Clint Trickett	Baylor	10/18/2014
17/37/321	Jeff Hostetler	Oklahoma	9/11/82
20/35/320	Geno Smith	Oklahoma	11/17/2012
18/28/320	Allen McCune	Pitt	10/2/65
15/21/318	Brad Lewis	Mississippi	12/28/2000
32/45/316	Geno Smith	Marshall	9/10/2010
20/25/314	Oliver Luck	Temple	11/8/80
18/37/314	Bernie Galiffa	Pitt	11/4/72
20/28/312	Marc Bulger	Boston College	11/21/98
24/50/309	Clint Trickett	Oklahoma State	9/28/2013
21/34/309	Dan Kendra	Villanova	10/29/77
23/41/308	Darren Studstill	Miami, Fla.	10/31/92
20/33/306	Mike Sherwood	East Carolina	11/7/70
20/35/302	Clint Trickett	Kansas	10/4/2014
28/44/301	Clint Trickett	Texas Tech	10/11/2014
13/19/298	Bernie Galiffa	Virginia	9/23/72
15/21/297	Major Harris	Boston College	10/22/88
15/18/296	Allen McCune	William & Mary	9/25/65
21/33/294	Skyler Howard	Maryland	9/26/2015
20/25/293	Marc Bulger	Maryland	9/19/98
28/45/293	Dan Kendra	Syracuse	11/25/75
17/25/291	Chad Johnston	Missouri	10/1/94
12/20/290	Brad Lewis	East Carolina	11/18/2000
27/34/286	Brad Lewis	Kent State	9/22/2001
21/40/285	Skyler Howard	Iowa State	11/29/2014
19/37/285	Jeff Hostetler	Maryland	9/18/82
17/31/281	Bernie Galiffa	Syracuse	11/20/71
16/30/280	Kevin White	TCU	12/31/84
31/52/279	Brad Lewis	Maryland	9/29/2001
17/28/279	Jeff Hostetler	Rutgers	11/12/83
30/56/278	Geno Smith	Texas Tech	10/13/2012
17/28/274	Darren Studstill	Temple	11/13/93
18/29/273	Jeff Hostetler	Penn State	10/22/83
14/25/271	Rasheed Marshall	Syracuse	11/22/2003
15/19/270	Jake Kelchner	Maryland	9/13/93
12/20/269	Oliver Luck	Colorado State	9/13/80
25/35/268	Geno Smith	Texas	10/6/2012
19/29/268	Geno Smith	Maryland	9/18/2010
25/41/267	Clint Trickett	TCU	11/2/2013
11/18/267	Bernie Galiffa	Syracuse	11/18/72
29/16/266	Marc Bulger	Temple	10/23/99
17/27/265	Oliver Luck	Virginia Tech	10/17/81
21/26/263	Skyler Howard	Liberty	9/12/2015
32/54/260	Geno Smith	TCU	11/3/2012
16/32/259	Paul Millard	Texas	11/9/2013
13/28/257	Scott McBrien	Pitt	11/24/2000
15/31/257	Marc Bulger	Syracuse	11/7/98
14/20/257	Marc Bulger	Temple	10/10/98
21/32/257	Oliver Luck	East Carolina	10/31/81
17/35/256	Dan Kendra	Boston College	10/16/76
27/43/254	Clint Trickett	Texas Tech	10/19/2013
19/30/254	Richard Longfellow	Boston U.	10/11/58
21/36/253	Marc Bulger	Tulsa	9/26/98
13/31/252	Scott McBrien	Notre Dame	10/21/2000
12/23/250	Major Harris	Pitt	9/30/89
19/37/250	Jeff Hostetler	Penn State	10/23/82

Mountaineer 100-Yard Receivers

Name	Yards/Catches	Team/Year	Name	Yards/Catches	Team/Year
Stedman Bailey	303/13	Baylor/2012	Tavon Austin	123/12	Clemson/2012
Stedman Bailey	225/14	Oklahoma State/2012	Chris Henry	123/5	UCF/2003
Kevin White	215/13	Maryland/2014	Zach Abraham	122/3	Temple/1994
Mario Alford	215/8	Iowa State/2013	Tavon Austin	122/11	Maryland/2011
Tavon Austin	215/14	Baylor/2012	Jovon Durante	121/3	Georgia Southern/2015
Chris Henry	209/6	Syracuse/2003	Stedman Bailey	121/8	Syracuse/2012
Pat Greene	205/12	Pitt/1997	Tavon Austin	121/6	Rutgers/2010
Stedman Bailey	205/13	Oklahoma/2012	Ross Herron	121/7	Western Reserve/1950
Rahsaan Vanterpool	205/9	Pitt/1994	Chris Henry	119/4	Rutgers/2004
David Saunders	191/8	Boston College/1996	Shelton Gibson	118/6	Maryland/2015
Calvin Phillips	190/5	Cal-Fullerton/1988	Stedman Bailey	118/8	Louisville/2011
Oscar Patrick	190/10	Penn State/1968	Chris Henry	118/8	Boston College/2004
Shawn Foreman	189/11	Missouri/1998	Bob Dunlevy	118/4	Syracuse/1965
Tavon Austin	187/11	LSU/2011	Travis Garvin	117/3	Virginia Tech/2003
Zach Abraham	180/6	Pitt/1994	Phil Braxton	117/3	Pitt/2000
Tavon Austin	179/13	Maryland/2012	Antonio Brown	116/8	Kent State/2001
Antonio Brown	179/6	East Carolina/2000	Stedman Bailey	115/8	LSU/2011
Stedman Bailey	178/7	Connecticut/2011	Jock Sanders	115/12	Auburn/2009
David Saunders	178/11	Rutgers/1996	Shawn Foreman	115/5	Pitt/1998
Chris Henry	176/4	Rutgers/2003	Rahsaan Vanterpool	115/10	Ball State/1994
Kevin White	173/10	Oklahoma/2014	Steve Lewis	115/5	California/1978
Stedman Bailey	173/13	James Madison/2012	Danny Buggs	115/5	Pitt/1972
Mike Baker	172/8	Rutgers/1993	Tom Yeater	115/3	Oregon State/1962
Shawn Foreman	164/6	Rutgers/1996	J.D. Woods	114/13	Baylor/2012
Stedman Bailey	159/11	Kansas/2012	Calvin Phillips	114/4	Penn State/1988
Antonio Brown	156/6	Ole Miss/2000	Tavon Austin	113/11	James Madison/2012
Shawn Foreman	158/9	Miami/1998	Stedman Bailey	113/8	Maryland/2011
Khori Ivy	155/7	Temple/2000	Khori Ivy	113/6	Pitt/1998
Shawn Foreman	153/10	Boston College/1997	David Saunders	113/7	Syracuse/1996
Rahsaan Vanterpool	152/9	Boston College/1996	John Talley	113/4	Syracuse/1987
Willie Drewrey	152/6	TCU/1984	Oscar Patrick	113/7	Virginia Tech/1968
Gary Mullen	152/7	Virginia/1984	Oscar Patrick	113/5	Penn State/1967
Danny Buggs	151/6	Illinois/1973	Stedman Bailey	112/4	Bowling Green/2011
Lovett Purnell	149/8	Purdue/1995	Steve Lewis	112/7	Colorado State/1978
David Saunders	149/8	Rutgers/1995	Rahsaan Vanterpool	111/3	Louisiana Tech/1994
Rich Hollins	148/6	Virginia Tech/1981	Ed Hill	111/4	Temple/1993
Rich Hollins	148/8	Maryland/1981	Danny Buggs	111/4	Boston College/1973
Reggie Rembert	145/5	Pitt/1989	Oscar Patrick	111/7	Villanova/1968
Kevin White	143/9	Alabama/2014	Tavon Austin	111/4	Kansas/2012
Khori Ivy	142/9	Miami/1999	Darius Reynaud	110/5	East Carolina/2006
Cedric Thomas	142/7	Temple/1980	David Saunders	110/6	Syracuse/1998
Darrell Miller	141/8	Virginia/1981	Shawn Foreman	110/12	Georgia Tech/1997
Danny Buggs	140/6	William & Mary/1972	Rahsaan Vanterpool	110/8	Purdue/1996
Jerry Porter	139/3	Pitt/1999	Scott MacDonald	110/5	N.C. State/1975
Bob Dunlevy	139/5	William & Mary/1965	Jordan Thompson	109/6	Texas Tech/2014
Milt Clegg	139/8	Syracuse/1964	Devon Brown	109/4	Norfolk State/2011
Jim Braxton	138/5	East Carolina/1970	Jay Kearney	109/5	Penn State/1992
Terry Fairbanks	138/4	Boston U./1958	Rich Hollins	109/4	Maryland/1983
Mario Alford	136/7	Oklahoma State/2014	Oscar Patrick	109/5	Richmond/1968
Rahsaan Vanterpool	135/6	Temple/1995	Oscar Patrick	109/5	Villanova/1967
James Jett	135/5	Cincinnati/1990	Phil Braxton	108/2	Pitt/2002
Darius Reynaud	134/9	Marshall/2007	Phil Braxton	108/4	Virginia/2002
Lovett Purnell	134/3	Rutgers/1995	Antonio Brown	108/10	Maryland/2001
Reggie Rembert	134/5	Ball State/1989	Zach Abraham	107/7	South Carolina/1994
Kevin White	132/16	Texas/2014	Tavon Austin	106/7	Maryland/2010
Kevin White	132/8	Baylor/2014	Miquelle Henderson	106/5	Wisconsin/2002
Kevin White	132/6	Kansas/2014	Jay Kearney	106/4	Rutgers/1993
Chris Henry	132/5	Boston College/2003	Jay Kearney	106/5	Boston College/1993
Marshall Mills	132/7	Virginia/1972	Harvey Smith	106/4	Syracuse/1985
Mario Alford	131/11	Maryland/2014	Charles Becca	106/3	Temple/1948
Ivan McCartney	131/6	Connecticut/2011	Miquelle Henderson	105/8	Cincinnati/2002
Shelton Gibson	130/3	Georgia Southern/2015	Anthony Becht	105/5	East Carolina/1999
Kevin White	130/7	Baylor/2013	David Saunders	105/8	East Carolina/1996
Stedman Bailey	130/7	Syracuse/2011	Randy Swinson	105/7	Penn State/1977
Steve Slaton	130/6	Pitt/2006	Stedman Bailey	104/9	Marshall/2012
David Saunders	130/9	North Carolina/1996	Stedman Bailey	104/6	Cincinnati/2011
David Saunders	130/6	Purdue/1995	Jay Kearney	104/3	Maryland/1993
Ed Hill	130/9	Miami/1992	Reggie Rembert	104/5	Syracuse/1989
Cedric Thomas	130/7	Villanova/1977	John Talley	104/7	Syracuse/1986
Kevin White	129/7	Texas A&M/2014	Danny Buggs	103/8	Temple/1974
Greg Dykes	128/5	South Carolina/1989	Tavon Austin	102/10	Texas/2012
Tavon Austin	126/9	Cincinnati/2011	James Jett	102/5	Maryland/1990
Shawn Foreman	126/7	East Carolina/1997	Tavon Austin	102/10	Pitt/2011
Mike Baker	126/8	Maryland/1993	Mario Alford	101/7	Oklahoma/2014
Danny Buggs	126/7	Penn State/1972	Kevin White	101/10	Towson/2014
Bill Marker	126/5	Penn State/1953	Ivan McCartney	101/8	Maryland/2011
Jay Kearney	125/3	Missouri/1993	David Saunders	101/5	Temple/1998
Cedric Thomas	125/3	Colorado State/1980	James Jett	101/3	Louisiana Tech/1992
Nate Stephens	125/5	William & Mary/1971	Tavon Austin	101/11	TCU/2012
Jerry Porter	124/4	Georgia Tech/1997	Rich Hollins	101/3	Oklahoma/1982
Kevin White	123/13	Texas Tech/2014	Steve Lewis	101/5	Boston College/1976
			Richard Rader	101/3	Pitt/1965
			Darrell Miller	100/5	Florida State/1982
			Brad Starks	100/4	UNLV/2010



West Virginia Depth Chart

Career Games Played/Starts

	GP/GS	2015	2014	2013	2012
Cody Clay, r-Sr., TE/FB/WR	41/23	3/1	13/7	12/9	13/6
Karl Joseph, Sr., S	41/41	3/3	13/13	12/12	13/13
^Shaq Petteway, r-Sr., S/LB	41/4	3/3	13/1	0/0	13/0
Kyle Rose, r-Sr., DL	41/23	3/3	13/13	12/6	13/1
John DePalma, Sr., LS	40/0	2/0	13/0	12/0	13/0
Isaiah Bruce, r-Sr., LB	40/20	3/0	13/1	11/7	13/12
Jordan Thompson, Sr., WR	39/14	3/1	13/9	10/2	13/2
KJ Dillon, Sr., S	38/19	3/3	13/12	9/4	13/0
Nick Kwiatkowski, r-Sr., LB	38/27	3/3	13/13	10/10	12/1
KJ Myers, r-Sr., WR	36/2	3/0	12/0	12/2	9/0
Eric Kinsey, Sr., DL	35/4	3/0	9/0	10/3	13/1
*Jared Barber, r-Sr., LB	34/15	2/2	0/0	10/7	10/4
Rick Rumph, Sr., CB	34/0	3/0	13/0	9/0	9/0
Terrell Chestnut, r-Sr., CB	31/18	3/3	12/12	10/0	6/3
Christian Brown, r-Jr., DL	30/4	3/3	12/1	4/0	11/0
Jarrod Harper, r-Jr., S	28/0	3/0	13/0	12/0	--
Nick O'Toole, Sr., P	28/0	3/0	13/0	12/0	--
Daikiel Shorts, Jr., WR	28/16	3/3	13/4	12/9	--
Wendell Smallwood, Jr., RB	28/13	3/3	13/9	12/1	--
Josh Lambert, r-Jr., K	27/0	3/0	13/0	11/0	--
Marquis Lucas, r-Sr., OL	27/20	3/3	13/13	10/4	1/0
Tyler Orlosky, r-Jr., OL	27/19	3/3	13/13	11/3	--
Justin Arndt, r-Jr., LB	25/0	3/0	13/0	9/0	--
Noble Nwachukwu, r-Jr., DL	25/16	3/3	13/13	9/0	--
Daryl Worley, Jr., CB	25/19	3/3	11/11	11/5	--
Adam Pankey, r-Jr., OL	24/16	3/3	13/13	8/0	--
Jeremy Tyler, Jr., S	24/1	3/0	13/0	8/1	--
Sean Walters, r-Jr., LB	21/0	3/0	6/0	12/0	--
Nana Kyeremeh, r-Jr., CB	20/1	3/0	4/0	0/0	13/1
Devonte Mathis, r-Jr., WR	19/1	3/1	8/0	8/0	--
Vernon Davis, r-Jr., WR	17/0	1/0	10/0	6/0	--
Al-Rasheed Benton, r-So., LB	16/1	3/1	13/0	--	--
Dravon Askew-Henry, So., S	16/16	3/3	13/13	--	--
Edward Muldrow, Sr., LB	15/8	2/0	13/8	--	--
Rushel Shell, r-Jr., RB	15/9	3/1	12/8	--	--
Elijah Wellman, r-So., RB/TE/FB	15/0	3/0	12/0	--	--
Shelton Gibson, r-So., WR	15/3	3/3	12/0	--	--
Darrien Howard, Sr., DL	15/0	3/0	8/0	4/0	--
Marvin Gross, r-So., LB	14/0	3/0	0/0	11/0	--
Xavier Preston, So., LB	12/0	3/0	9/0	--	--
Jon Lewis, r-So., DL	10/0	2/0	8/0	--	--
Grant Lingafelter, r-So., OL	8/0	3/0	5/0	--	--
Tony Matteo, r-Jr., OL	8/1	3/0	5/1	--	--
Stone Underwood, r-Sr., OL	7/0	3/0	4/0	--	--
Skyler Howard, Jr., QB	7/5	3/3	4/2	--	--
Darren Arndt, r-Sr., DL	5/0	3/0	1/0	1/0	--
Marcell Lazard, r-So., OL	5/0	3/0	2/0	--	--
Hodari Christian, r-So., LB	4/0	2/0	2/0	--	--
Mike Molina, r-So., K	4/0	2/0	2/0	--	--
William Crest, Jr., r-Fr., QB	4/0	3/0	1/0	--	--
Kyle Bosch, r-So., OL	3/3	3/3	--	--	--
Amanii Brown, r-Fr., OL	3/0	3/0	--	--	--
Yodny Cajuste, r-Fr., OL	3/3	3/3	--	--	--
Shane Commodore, r-Fr., S	3/0	3/0	--	--	--
Jovon Durante, Fr., WR	3/2	3/2	--	--	--
Gary Jennings, Fr., WR	3/0	3/0	--	--	--
Nick Meadows, r-So., LS	3/0	2/0	1/0	--	--
Jaleel Fields, r-Fr., DL	2/0	2/0	--	--	--
Larry Jefferson, Jr., DL	3/0	3/0	--	--	--
Khairi Shariff, r-Jr., CB	3/0	3/0	--	--	--
Donte Thomas-Williams, r-Fr., RB	3/0	3/0	--	--	--
CJ Maduewesi, r-Fr., DL	2/0	2/0	--	--	--
Sylvester Townes, r-Jr., OL	2/0	2/0	--	--	--
Jacky Marcellus, r-So., RB	2/0	2/0	--	--	--
Ka'Raun White, r-So., WR	2/0	2/0	--	--	--
Rasul Douglas, Jr., CB	1/0	1/0	--	--	--
Jonathan Haynes, r-Fr., OL	1/0	1/0	--	--	--

*Includes 2011 for Jared Barber (12/2)
^Includes 2011 for Shaq Petteway (13/0)

Offense

Position	No.	Name	Ht.	Wt.	Cl.	GP	GS	Hometown
WR (X)	1	Shelton Gibson	5-11	192	r-So.	15	3	Cleveland, Ohio
	12	Gary Jennings	6-1	206	Fr.	3	0	Stafford, Va.
	2	Ka'Raun White	6-1	198	r-So.	2	0	Macungie, Pa.
LT	55	Yodny Cajuste	6-5	295	r-Fr.	3	3	Miami, Fla.
	56	Grant Lingafelter	6-5	314	r-So.	8	0	Chagrin Falls, Ohio
LG	57	Adam Pankey	6-5	312	r-Jr.	24	16	Hamilton, Ohio
	58	Amanii Brown	6-5	292	r-Fr.	3	0	Morgantown, W.Va.
C	65	Tyler Orlosky	6-4	296	r-Jr.	27	19	Cleveland, Ohio
	59	Stone Underwood	6-4	298	r-Sr.	7	0	Brookhaven, Miss.
RG	*62	Kyle Bosch	6-5	310	r-So.	9	6	St. Charles, Ill.
	70	Tony Matteo	6-4	294	r-Jr.	8	1	Clinton, Ohio
RT	78	Marquis Lucas	6-4	315	r-Sr.	27	20	Miami, Fla.
	77	Marcell Lazard	6-5	306	r-So.	5	0	Bloomfield, N.J.
IR (Y)	6	Daikiel Shorts Jr.	6-1	201	Jr.	28	16	Clayton, N.J.
	10	Jordan Thompson	5-7	175	Sr.	39	14	Katy, Texas
	19	KJ Myers	6-2	197	r-Sr.	36	2	Jacksonville, Fla.
WR (Z)	5	Jovon Durante	6-0	165	Fr.	3	2	Hollywood, Fla.
	82	Devonte Mathis	6-1	209	r-Jr.	19	1	Miami, Fla.
QB	3	Skyler Howard	6-0	206	Jr.	7	5	Fort Worth, Texas
	16	William Crest Jr.	6-2	212	r-Fr.	4	0	Baltimore, Md.
	11	Chris Chugunov	6-1	201	Fr.	0	0	Skillman, N.J.
TE/H	88	Cody Clay	6-4	262	r-Fr.	41	23	Alum Creek, W.Va.
	89	Darren Arndt	6-3	244	r-Sr.	5	0	Martinsburg, W.Va.
RB	7	Rushel Shell	5-10	224	r-Jr.	15	9	Hopewell, Pa.
	28	Elijah Wellman	6-2	234	So.	15	0	Huntington, W.Va.
	8	Donte Thomas-Williams	6-1	218	r-Fr.	3	0	Durham, N.C.
HB	4	Wendell Smallwood	5-11	202	Jr.	28	13	Wilmington, Del.
	23	Jacky Marcellus	5-8	182	r-So.	2	0	Immokalee, Fla.

Defense

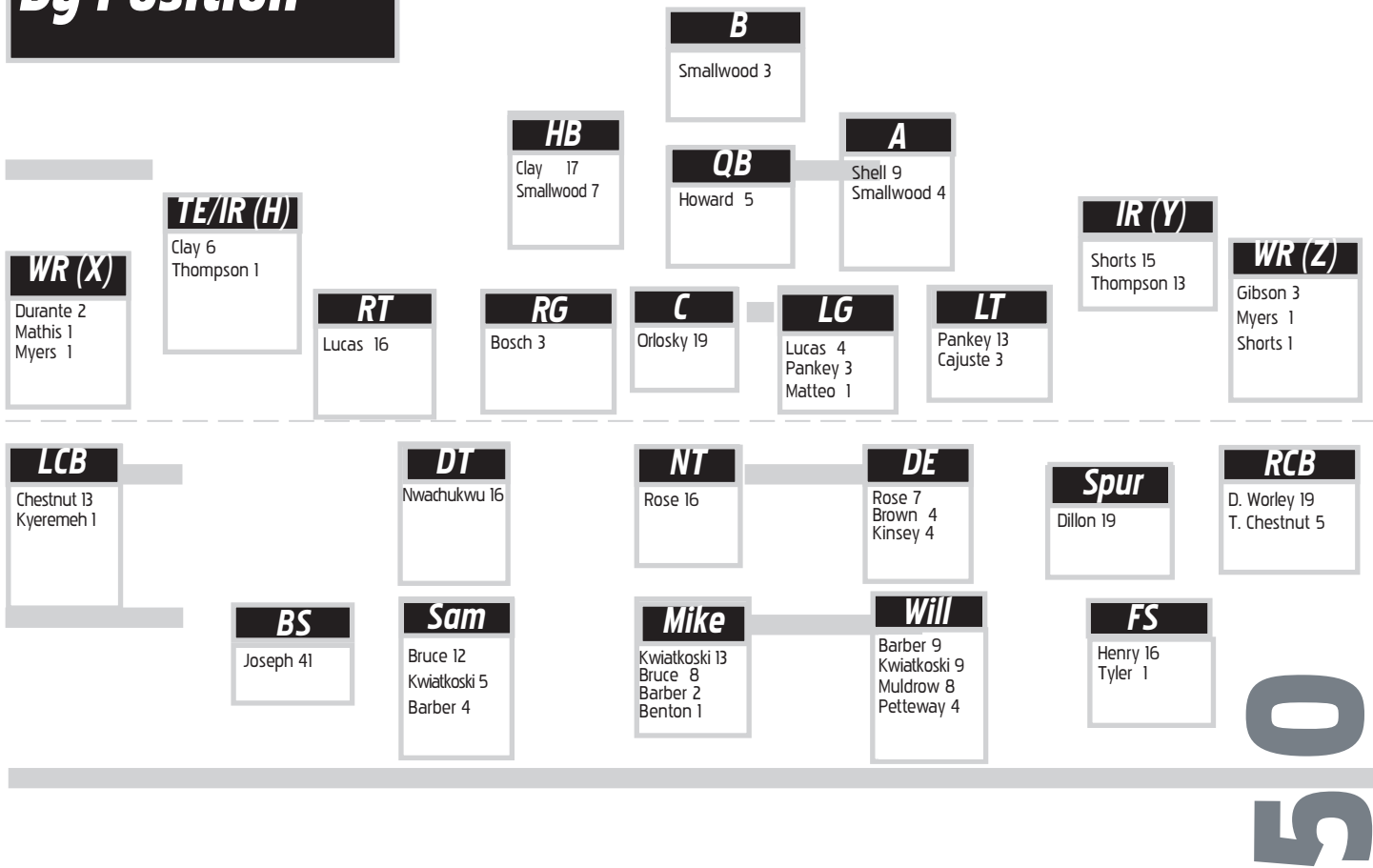
Position	No.	Name	Ht.	Wt.	Cl.	GP	GS	Hometown
DE	95	Christian Brown	6-2	290	r-Jr.	30	4	Fort Myers, Fla.
	45	Eric Kinsey	6-3	280	Sr.	35	4	Miami, Fla.
NT	93	Kyle Rose	6-4	295	r-Sr.	41	23	Centerville, Ohio
	49	Darrien Howard	6-1	300	Jr.	15	0	Dayton, Ohio
DE	97	Noble Nwachukwu	6-2	271	r-Jr.	25	16	Wylie, Texas
	92	Jon Lewis	6-3	270	r-So.	10	0	Morgantown, W.Va.
SAM	35	Nick Kwiatkoski	6-2	238	r-Sr.	38	27	Bethel Park, Pa.
	5	Xavier Preston	6-2	236	So.	12	0	Stuart, Fla.
	31	Isaiah Bruce	6-1	238	r-Sr.	40	20	Jacksonville, Fla.
MIKE	42	Jared Barber	6-0	232	r-Sr.	34	15	Mocksville, N.C.
	17	Al-Rasheed Benton	6-1	235	r-So.	16	1	Newark, N.J.
	30	Justin Arndt	5-11	210	r-Jr.	25	0	Martinsburg, W.Va.
WILL	36	Shaq Petteway	6-0	232	r-Sr.	41	4	Steubenville, Ohio
	20	Edward Muldrow III	6-3	210	Sr.	15	8	Snellville, Ga.
CB	7	Daryl Worley	6-1	202	Jr.	25	19	Philadelphia, Pa.
	3	Rick Rumph III	5-11	185	Sr.	34	0	Daytona Beach, Fla.
FS	6	Dravon Askew-Henry	5-11	202	So.	16	16	Aliquippa, Pa.
	38	Shane Commodore	6-0	208	r-So.	3	0	Morgantown, W.Va.
SPUR	9	KJ Dillon	6-1	209	Sr.	38	19	Apopka, Fla.
	24	Jeremy Tyler	5-11	206	Jr.	24	1	Lithonia, Ga.
BS	8	Karl Joseph	5-11	200	Sr.	41	41	Orlando, Fla.
	22	Jarrod Harper	6-1	211	r-Jr.	28	0	Frostburg, Md.
CB	16	Terrell Chestnut	5-11	193	r-Sr.	31	18	Pottstown, Pa.
	14	Nana Kyeremeh	5-11	192	r-Jr.	20	1	Worthington, Ohio

Special Teams

Position	No.	Name	Ht.	Wt.	Cl.	GP	GS	Hometown
K	86	Josh Lambert	5-11	212	r-Jr.	27	0	Garland, Texas
	48	Mike Molina	5-8	176	r-So.	4	0	Hurricane, W.Va.
P	91	Nick O'Toole	6-3	216	Sr.	28	0	Corona, Calif.
	15	Billy Kinney	6-4	206	r-Fr.	0	0	Morgantown, W.Va.
LS	87	John DePalma	6-6	252	Sr.	40	0	Cumming, Ga.
	46	Nick Meadows	5-11	232	r-So.	3	0	Princeton, W.Va.
H	91	Nick O'Toole	6-3	216	Sr.	28	0	Corona, Calif.
	15	Billy Kinney	6-4	206	r-Fr.	0	0	Morgantown, W.Va.
KO	91	Nick O'Toole	6-3	216	Sr.	28	0	Corona, Calif.
	48	Mike Molina	5-8	176	r-So.	4	0	Hurricane, W.Va.
PR	9	KJ Dillon	6-1	209	Sr.	38	0	Apopka, Fla.
	12	Gary Jennings	6-1	206	Fr.	3	0	Stafford, Va.
KR	1	Shelton Gibson	5-11	192	r-So.	15	0	Cleveland, Ohio
	9	KJ Dillon	6-1	209	Sr.	38	0	Apopka, Fla.

* - Bosch's Games Played/Started are his Michigan numbers

Career Starts By Position



2015 Offense Game-By-Game Starters

Game	WR (X)	TE/IR (H)	IR (Y)	WR (Z)	LT	LG	C	RG	RT	HB	RB	QB
Georgia Southern	Durante	--	Shorts	Gibson	Cajuste	Pankey	Orlosky	Bosch	Lucas	Smallwood	Shell	Howard
Liberty	Durante	Thompson	Shorts	Gibson	Cajuste	Pankey	Orlosky	Bosch	Lucas	Smallwood	--	Howard
Maryland	Mathis	Clay	Shorts	Gibson	Cajuste	Pankey	Orlosky	Bosch	Lucas	Smallwood	--	Howard
Oklahoma												
Oklahoma State												
Baylor												
TCU												
Texas Tech												
Texas												
Kansas												
Iowa State												
Kansas State												

2015 Defense Game-By-Game Starters

Game	DE	NT	DE	Sam	Mike	Will	Spur	CB	FS	BS	CB
Georgia Southern	Brown	Rose	Nwachukwu	Kwiatkoski	Barber	Petteway	Dillon	Worley	Askew-Henry	Joseph	Chestnut
Liberty	Brown	Rose	Nwachukwu	Kwiatkoski	Benton	Petteway	Dillon	Worley	Askew-Henry	Joseph	Chestnut
Maryland	Brown	Rose	Nwachukwu	Kwiatkoski	Barber	Petteway	Dillon	Worley	Askew-Henry	Joseph	Chestnut
Oklahoma											
Oklahoma State											
Baylor											
TCU											
Texas Tech											
Texas											
Kansas											
Iowa State											
Kansas State											



Record Under Holgorsen

overall.....	31-23
playing at home.....	18-11
playing on the road.....	11-8
playing at a neutral site.....	2-4
vs. ranked opponents.....	6-10
in bowl games.....	1-2
in overtime.....	1-3
more than 7 days to prepare.....	11-8
in August.....	1-1
in September.....	14-4
in October.....	8-6
in November.....	5-10
in December.....	2-2
in January.....	1-0
outrushing opponent.....	20-4
when rushing for 200 yards.....	12-3
when rushing for 300 yards.....	3-1
outrushed by opponent.....	11-19
outpassing opponent.....	24-13
when passing for 300 yards.....	19-10
when passing for 400 yards.....	7-3
when passing for 500 yards.....	2-0
when passing for 600 yards.....	1-0
outpassed by opponent.....	7-10
when allowing 200 yards passing.....	18-17
when allowing 250 yards passing.....	12-13
when allowing 300+ yards passing.....	6-7
more total offense than opponent.....	26-8
when having 400+ total offense.....	25-12
when having 500+ total offense.....	16-5
when having 600+ total offense.....	7-1
when having 700+ total offense.....	1-1
when having 800+ total offense.....	1-0
same total offense as opponent.....	1-0
less total offense than opponent.....	4-15
when allowing 400+ total offense.....	12-17
when allowing 500+ total offense.....	2-9
committing fewer turnovers.....	13-6
committing more turnovers.....	9-14
turnovers are even.....	9-3
0-30:00 of time of possession.....	17-18
30:01-plus of time of possession.....	14-7
scoring first.....	21-7
opponent scores first.....	10-16
leading after the 1st quarter.....	17-7
trailing after the 1st quarter.....	9-15
tied after the 1st quarter.....	5-1
leading at halftime.....	23-5
trailing at halftime.....	7-15
tied at halftime.....	1-3
leading after the 3rd quarter.....	23-4
trailing after the 3rd quarter.....	6-19
tied after the 3rd quarter.....	2-0
scoring 0-10 points.....	31-23
scoring 11-20 points.....	31-21
scoring 21-30 points.....	30-16
scoring 31-40 points.....	28-9
scoring 41-plus points.....	16-3
opponent scores 0-10 points.....	31-23
opponent scores 11-20 points.....	24-23
opponent scores 21-30 points.....	16-22
opponent scores 31-40 points.....	8-22
opponent scores 41-plus points.....	2-11
individual 100-yard rusher.....	14-3
opponent 100-yard rusher.....	9-11
opponent less than 100-yards rushing.....	9-1
individual 1 100-yard receiver.....	21-13
individual 2 100-yard receivers.....	9-2
individual 3 100-yard receivers.....	2-0
opponent 100-yard receiver.....	10-12
individual 300-yard passer.....	17-11
individual 400-yard passer.....	5-2

West Virginia Head Coach Dana Holgorsen - Fifth Year



Coaching Highlights

West Virginia

- ▶ Has six wins over Top 25 opponents in his four-year tenure at WVU
- ▶ Had 12 players earn All-American honors
- ▶ Four players drafted in the 2015 NFL Draft - Kevin White, taken with the seventh pick of the first round by the Chicago Bears; Mark Glowsinski (4th round, Seattle), Shaq Riddick (5th, Arizona) and Mario Alford (7th, Cincinnati)
- ▶ Had 12 players drafted in four years at WVU, including seven taken in the top three rounds
- ▶ Three first NFL round draft picks in the past four years, one of only 11 schools to accomplish that feat
- ▶ Big 12 Conference's only school to have at least one first round draft pick each year in three of four years
- ▶ Four wide receivers drafted since 2012, most of any school in the country during that time
- ▶ Since becoming offensive coordinator at Texas Tech in 2005, his offenses have averaged an astounding 38.0 points per game over that 10-year period
- ▶ His passing offenses and total offensive output have ranked in the Top 10 nationally all but one year during the 10-year span
- ▶ His former pupils have earned 10 national awards and also have 10 earn finalist honors
- ▶ Had eight quarterbacks pass for 4,000 or more yards and throw for 30 or more touchdowns in a season
- ▶ Had 14 receivers finish with 1,000 or more yards in a season, including 10 of them finish with 90 or more receptions and 12 finish with 90 or more receptions and 12 finish with double figure TD receptions in a season

2015

- ▶ Fifth year as the head coach at West Virginia University, and is leading the Mountaineers into their fourth year of membership in the Big 12 Conference
- ▶ Holgorsen's 31 wins puts him in sixth place on the all-time WVU coaching win list; needs 12 more to move past Bobby Bowden into fifth place
- ▶ Led Mountaineers to a Top 25 national ranking for the fourth year, reaching as high as No. 21 in the Coaches' Poll

2014

- ▶ Finished with a 7-6 overall record and a 5-4 record in Big 12 play, tying for fourth place, WVU's highest league finish in the Big 12
- ▶ Led the Mountaineers to a Liberty Bowl berth, his third bowl appearance in four seasons at WVU
- ▶ Four Mountaineers earned 28 All-America honors.
- ▶ WVU had four players named to the coaches' All-Big 12 teams and five players selected to the Associated Press team
- ▶ Kevin White was a finalist for the Fred Biletnikoff Award and a semifinalist for the Maxwell Award.
- ▶ White was No. 6 nationally in receptions per game, receiving yards, No. 8 in receiving yards per game and No. 19 in receiving touchdowns.
- ▶ White was the third Mountaineer to finish with more than 100 receptions in a season and the eighth to have 1,000 or more receiving yards.
- ▶ White's 109 receptions were third most in the nation and his 1,447 yards were sixth most
- ▶ Three receivers have had seven straight 100-yard receiving performances since 2000, Michael Crabtree, Justin Blackmon and Kevin White, all three coached by Holgorsen.
- ▶ Kickoff returner Mario Alford was No. 8 nationally in kickoff return yards per game.
- ▶ Josh Lambert was a finalist for the Lou Groza Award, college football's top kicker
- ▶ Lambert finished No. 1 nationally in field goals per game and No. 8 in scoring
- ▶ Lambert set the NCAA record for most field goals made of 40 yards or more in a season (16) and tied the mark for games with the most multiple field goals (10).
- ▶ Lambert's 30 field goals made in the season tied the school record for most made in a season and was the most made in the nation.
- ▶ Clint Trickett was a semifinalist for the Davey O'Brien Award
- ▶ Trickett was No. 6 in the nation in completions per game, No. 10 in passing yards per game, No. 11 in completion percentage, No. 21 in total offense, No. 22 in passing yards, No. 33 in passing efficiency and No. 54 in passing touchdowns.
- ▶ Trickett was the third Mountaineer to finish with more than 3,000 yards passing in a season.
- ▶ Shaq Riddick was named the Big 12 Conference Defensive Newcomer of the Year
- ▶ Defeated No. 4 Baylor for his sixth win over a Top 25 and first over a Top 10 team

West Virginia Head Coach Dana Holgorsen - Fifth Year

Year	School	Position	Record
2015	West Virginia	Head Coach	3-0
2014	West Virginia	Head Coach	7-6
		<i>Liberty Bowl</i>	
2013	West Virginia	Head Coach	4-8
2012	West Virginia	Head Coach	7-6
		<i>Pinstripe Bowl</i>	
2011	West Virginia	Head Coach	10-3
		<i>Big East Champions</i>	
		<i>Orange Bowl Champions</i>	
2010	Oklahoma State	Offensive Coordinator/Quarterbacks	11-2
		<i>Alamo Bowl Champions</i>	
2009	Houston	Offensive Coordinator/Quarterbacks	10-4
		<i>Armed Forces Bowl</i>	
2008	Houston	Offensive Coordinator/Quarterbacks	8-5
		<i>Armed Forces Bowl Champions</i>	
2007	Texas Tech	Co-Offensive Coordinator/Inside Receivers	9-4
		<i>Gator Bowl Champions</i>	
2006	Texas Tech	Co-Offensive Coordinator/Inside Receivers	8-5
		<i>Insight.com Bowl Champions</i>	
2005	Texas Tech	Co-Offensive Coordinator/Inside Receivers	9-3
		<i>Cotton Bowl</i>	
2004	Texas Tech	Inside Receivers	8-4
		<i>Holiday Bowl Champions</i>	
2003	Texas Tech	Inside Receivers	8-5
		<i>Houston Bowl Champions</i>	
2002	Texas Tech	Inside Receivers	9-5
		<i>Tangerine Bowl Champions</i>	
2001	Texas Tech	Inside Receivers	7-5
		<i>Alamo Bowl</i>	
2000	Texas Tech	Inside Receivers	7-6
		<i>Galleryfurniture.com Bowl</i>	
1999	Wingate	Quarterbacks/Wide Receivers	3-8
1998	Mississippi College	Quarterbacks/Wide Receivers /Special Teams	4-6
1997	Mississippi College	Quarterbacks/Wide Receivers /Special Teams	8-2
		<i>American Southwest Conference Champions</i>	
1996	Mississippi College	Quarterbacks/Wide Receivers /Special Teams	4-8
1995	Valdosta State	Quarterbacks/Wide Receivers /Special Teams	6-5
1994	Valdosta State	Quarterbacks/Wide Receivers /Special Teams	11-2
		<i>NCAA II National Quarterfinalist</i>	
1993	Valdosta State	Quarterbacks/Wide Receivers /Special Teams	8-3
Holgorsen Totals - at West Virginia - 31-23 Overall - 31-23 (Fifth Season)			

2013

- ▶ Defeated No. 11 Oklahoma State for his fifth win over a Top 25 team at WVU
- ▶ Had six players earn All-Big 12 Conference honors, including Charles Sims who was a first-team selection
- ▶ Sims also was named the Big 12 Conference Newcomer of the Year
- ▶ Sims and Will Clarke were drafted in the third round of the NFL Draft, giving him six players drafted in the Top three rounds

2012

- ▶ Served as West Virginia's Campaign Chair for United Way, raising more than \$330,000, exceeding the goal
- ▶ Led football program into its first year of competition in the Big 12 Conference
- ▶ Guided West Virginia to a 7-6 overall record in 2012 and an appearance in the New Era Pinstripe Bowl
- ▶ Earned national rankings in 10-of-16 weeks during the 2012 season in both the AP and USA Today Coaches' Polls, reaching as high as No. 4 in USA Today Coaches' Poll and No. 5 in the AP Poll
- ▶ Five Mountaineer players earned 25 All-America honors
- ▶ Three Mountaineer players were drafted in the Top 3 rounds of the NFL Draft, including the No. 8 selection Tavon Austin
- ▶ Holgorsen has had a first-round NFL draft choice for two straight years, the only WVU coach to accomplish that
- ▶ Tavon Austin and Stedman Bailey were one of four sets of 1,000-yard receivers nationally
- ▶ WVU was one of only two schools nationally to have a 4,000-yard passer and a pair of 1,000-yard receivers
- ▶ WVU was ranked No. 9 nationally in scoring offense and No. 10 in passing offense and total offense.
- ▶ Geno Smith led the nation in passing touchdowns (42)
- ▶ Smith was one of only two quarterbacks to throw for more than 4,000 yards for two straight years
- ▶ Smith was one of five quarterbacks nationally to throw for 30 or more touchdowns in two straight years
- ▶ Bailey led the nation in receiving touchdowns (25) and finished with the second highest amount ever in a single season
- ▶ Austin was the only player nationally to finish with 100 or more receptions for two straight years
- ▶ Austin was the only player nationally to finish with more than 2,000 all-purpose yards for two straight years
- ▶ Austin was the only player in NCAA history to finish his career with more than 3,000 receiving yards and more than 1,000 yards rushing
- ▶ Austin was the recipient of the Paul Hornung Award, the nation's most versatile player

Holgorsen's Offensive Output

▶ Since 2005, Dana Holgorsen has been the mastermind behind some of the nation's most prolific offenses. Starting as the offensive coordinator at Texas Tech, then Houston and Oklahoma State, and now as the head coach at West Virginia, his offensive units are known for their ability to move the ball, pile up yardage and score a plethora of points.

4,000-Yard Passers

Graham Harrell/Texas Tech	2007	5,706
Case Keenum/Houston	2009	5,671
Case Keenum/Houston	2008	5,020
Graham Harrell/Texas Tech	2006	4,555
Geno Smith/West Virginia	2011	4,385
Brandon Weeden/Oklahoma State	2010	4,277
Cody Hodges/Texas Tech	2005	4,238
Geno Smith/West Virginia	2012	4,205

30+ Passing Touchdowns

Graham Harrell/Texas Tech	2007	48
Case Keenum/Houston	2009	44
Case Keenum/Houston	2008	44
Geno Smith/West Virginia	2012	42
Graham Harrell/Texas Tech	2006	38
Brandon Weeden/Oklahoma State	2010	34
Geno Smith/West Virginia	2011	31
Cody Hodges/Texas Tech	2005	31

1,000-Yard Rushers

Kendall Hunter/Oklahoma State	2010	1,548
Bryce Beall/Houston	2008	1,247
Charles Sims/West Virginia	2013	1,095

1,000-Yard Receivers

Michael Crabtree/Texas Tech	2007	1,962
Justin Blackmon/Oklahoma State	2010	1,782
Stedman Bailey/West Virginia	2012	1,622
Kevin White, West Virginia	2014	1,447
Joe Filani/Texas Tech	2006	1,300
Tavon Austin/West Virginia	2012	1,289
Stedman Bailey/West Virginia	2011	1,279
Danny Amendola/Texas Tech	2007	1,245
James Cleveland/Houston	2009	1,214
Tavon Austin/West Virginia	2011	1,186
Joe Filani/Texas Tech	2005	1,048
Tyrone Carrier/Houston	2009	1,029
Tyrone Carrier/Houston	2008	1,026
Patrick Edwards/Houston	2009	1,021

90+ Receptions

Michael Crabtree/Texas Tech	2007	134
Tavon Austin, West Virginia	2012	114
Stedman Bailey/West Virginia	2012	114
Justin Blackmon/Oklahoma State	2010	111
Kevin White/West Virginia	2014	109
Danny Amendola/Texas Tech	2007	109
James Cleveland/Houston	2009	104
Tavon Austin/West Virginia	2011	101
Tyrone Carrier/Houston	2009	91
Joe Filani/Texas Tech	2006	91

Double-Digit Receiving Touchdowns

Stedman Bailey/West Virginia	2012	25
Michael Crabtree/Texas Tech	2007	22
Justin Blackmon/Oklahoma State	2010	20
James Cleveland/Houston	2009	14
Joe Filani/Texas Tech	2006	13
Tavon Austin/West Virginia	2012	12
Stedman Bailey/West Virginia	2011	12
Mario Alford/West Virginia	2014	11
Mark Hafner/Houston	2009	11
Robert Johnson/Texas Tech	2006	11
Kevin White/West Virginia	2014	10
Jarrett Hicks/Texas Tech	2005	10

Double-Digit Rushing Touchdowns

Taureen Henderson/Texas Tech	2005	17
Kendall Hunter/Oklahoma State	2010	16
Bryce Beall/Houston	2008	13
Shawne Alston/West Virginia	2011	12
Charles Sims/West Virginia	2013	11
Shannon Woods/Texas Tech	2006	10

1,800-Yard All-Purpose Yards

Tavon Austin/West Virginia	2012	2,910
Tavon Austin/West Virginia	2011	2,574
Tyrone Carrier/Houston	2009	2,213
Michael Crabtree/Texas Tech	2007	1,978
Justin Blackmon/Oklahoma State	2010	1,866
Tyrone Carrier/Houston	2008	1,844
Shannon Woods/Texas Tech	2006	1,808



West Virginia Head Coach Dana Holgorsen - Fifth Year

- ▶ WVU was ranked in the Top 25 for three weeks, including as high as No. 20

2011

- ▶ Named FWAA First-Year Head Coach of the Year
- ▶ Posted a 10-3 mark in his first season as head coach, only WVU coach to win 10 games in his first year
- ▶ Led West Virginia to Big East Championship and BCS win, first WVU coach to accomplish that feat
- ▶ Earned national rankings in 13-of-16 weeks of 2011 season in both the AP and USA Today Coaches Polls, reaching as high as No. 11 in the AP Poll and tied for No. 14 in the USA Today Coaches Poll
- ▶ Tied for fourth in wins among first-year head coaches nationally
- ▶ One of seven coaches to take his program to a BCS Bowl in his first year as a head coach, and only one of three (Larry Coker, 2001; Chris Peterson, 2007) to win the bowl game.
- ▶ Fourth WVU coach to make a bowl appearance and win in his first season (Bill Stewart, Dudley DeGroot, Marshall Glenn)
- ▶ Three Mountaineer players earned seven All-America honors
- ▶ Three Mountaineer players drafted in the NFL Draft, including the No. 15 pick, Bruce Irvin
- ▶ WVU led the BIG EAST with 10 all-conference honorees and the Special Teams Player of the Year, Austin
- ▶ WVU finished No. 6 nationally in passing offense, No. 13 in scoring offense and No. 15 in total offense.
- ▶ The Mountaineer offense ranked No. 67 in total offense in 2010, the year before Holgorsen arrived, and he took it to No. 15 in 2011.
- ▶ In 2011, Austin and Bailey were the fourth pair of 1,000-yard receivers nationally (Houston, USC, SMU).
- ▶ WVU was one of two schools nationally to have a 4,000-yard passer and two 1,000-yard receivers (Houston).
- ▶ Quarterback Geno Smith finished No. 5 nationally in passing yards per game, No. 8 in completions per game and total offense and No. 17 in passing efficiency.
- ▶ Austin finished No. 1 nationally in all-purpose yardage (198.0), No. 6 in punt returns, No. 8 in receptions per game, No. 20 in kickoff returns and No. 23 in receiving yards per game.
- ▶ Bailey finished No. 13 nationally in receiving yards per game.

Oklahoma State

- ▶ In 2010, was named a finalist for the Frank Broyles Award, signifying the top assistant coach in college football and named the rivals.com national offensive coordinator of the year
- ▶ In 2010, the Cowboys led the nation in total offense during the regular season and finished No. 2 in passing offense and No. 3 in total and scoring offense.
- ▶ OSU averaged 520.23 yards per game in total offense, including 345.9 passing yards and 44.23 points per game.
- ▶ The Cowboy offense ranked No. 61 nationally in total offense in 2009, the year before Holgorsen arrived, and he took it to the No. 1 spot in 2010.
- ▶ Quarterback Brandon Weeden became the first OSU passer to earn first team all-Big 12 honors. He was a finalist for the Manning Award, given to the top quarterback in the nation.
- ▶ Receiver Justin Blackmon was named the recipient of the 2010 Biletnikoff Award, given to the top receiver in the nation, and running back Kendall Hunter was a finalist for the Doak Walker Award, given to the nation's top running back.
- ▶ Weeden, Hunter and Blackmon became only the second trio in NCAA history to pass for at least 3,000 yards, run for more than 1,500 yards and finish with more than 1,500 yards receiving in the same season.

Houston

- ▶ In 2009, UH led the nation in total offense with 563 yards per game, scoring offense with 42.2 points per game, and passing offense with 433.7 yards per game.
- ▶ In 2008, his first year at Houston, the Cougars ranked second in the nation in passing offense (401.6) and total offense (562.77). UH scored 40.62 points per game to rank 10th nationally.
- ▶ Houston quarterback Case Keenum led the nation in total offense in 2008 and 2009, with 403.15 yards of total offense per game as a sophomore and 416.36 yards of offense as a junior.
- ▶ Keenum ranked among the nation's top-10 passing efficiency leaders each of his two seasons under Holgorsen's watch.

Texas Tech

- ▶ During his tenure as offensive coordinator, the Red Raiders increased their offensive numbers from 324.8 yards per game to 529.6 yards per game.
- ▶ In 2007, Texas Tech led the nation in passing offense (470.31 yards per game), ranked second in total offense (529.62 yards per game) and was seventh in scoring offense (40.92 points per game).
- ▶ Quarterback Graham Harrell led the nation in total offense and receiver Michael Crabtree led the nation in receptions per game and receiving yards per game. Crabtree won the Biletnikoff Award as America's top receiver in 2007
- ▶ In 2006, the Red Raiders ranked third nationally in passing offense and sixth in total offense. Harrell was third nationally in total offense with 344.38 yards per game.
- ▶ In 2005, Texas Tech led the nation in passing offense with 388.83 yards per game, was fourth in scoring offense at 39.42 points per game and was sixth in total offense with 495.83 yards per contest.
- ▶ Quarterback Cody Hodges ranked second in the country with 369.08 yards per game.

Wingate

- ▶ Coached Lucas Greene who led the team in scoring that season and went on to play in the NFL

Mississippi College

- ▶ Mississippi College won the American Southwest Conference in its first season in the league and averaged 432.0 yards per game in 1997.

Valdosta State

- ▶ Helped develop quarterback Chris Hatcher, who set an NCAA record, completing 74.7 percent of his passes on the Division II level in 1994.
- ▶ Hatcher's 10,588 passing yards ranked third on the NCAA career list at the time.
- ▶ Hatcher currently ranks second in the NCAA record books in career touchdown passes (116) and third in single-season touchdown passes (50 in 1994) and was the NCAA passing champion in 1994.

Offensive Output Under Holgorsen (Continued)

Team Rankings

2015 (West Virginia)

- Turnover Margin - No. 1
- Passing Efficiency - No. 5
- Fewest Interceptions - No. 9
- Total Offense - No. 12
- Scoring Offense - No. 14
- Completion Percentage - No. 15
- Passing Yards Per Completions - No. 15
- Third Down Efficiency - No. 17
- Passing Offense - No. 18
- Rushing Offense - No. 31
- Red Zone Offense - No. 37

2014 (West Virginia)

- Passing Offense - No. 9
- First Down Offense - No. 11
- Total Offense - No. 12
- Completion Percentage - No. 23

2013 (West Virginia)

- Passing Efficiency - No. 5
- Scoring Offense - No. 9
- Passing Offense - No. 10
- Total Offense - No. 10
- First Down Offense - No. 14

2011 (West Virginia)

- Passing Offense - No. 6
- Red Zone Offense - No. 11
- Scoring Offense - No. 13
- Total Offense - No. 15
- Passing Efficiency - No. 19
- First Down Offense - No. 27

2010 (Oklahoma State)

- Red Zone Offense - No. 1
- Passing Offense - No. 2
- Total Offense - No. 3
- Scoring Offense - No. 3
- First Down Offense - No. 4
- Tackles for Loss Allowed - No. 6
- Sacks Allowed - No. 7
- Passing Efficiency - No. 12

2009 (Houston)

- Passing Offense - No. 1
- Total Offense - No. 1
- Scoring Offense - No. 1
- First Down Offense - No. 1
- Tackles for Loss Allowed - No. 2
- Third Down Efficiency - No. 3
- Passing Efficiency - No. 7
- Sacks Allowed - No. 24
- Red Zone Offense - No. 28

2008 (Houston)

- Passing Offense - No. 2
- Total Offense - No. 2
- First Down Offense - No. 4
- Passing Efficiency - No. 8
- Scoring Offense - No. 10
- Third Down Efficiency - No. 11

2007 (Texas Tech)

- Passing Offense - No. 1
- Total Offense - No. 2
- Passing Efficiency - No. 5
- Scoring Offense - No. 7
- Tackles for Loss Allowed - No. 12
- Third Down Efficiency - No. 13
- Sacks Allowed - No. 22

2006 (Texas Tech)

- Passing Offense - No. 3
- Tackles for Loss Allowed - No. 3
- Total Offense - No. 6
- Scoring Offense - No. 13
- Passing Efficiency - No. 23
- Sacks Allowed - No. 24

2005 (Texas Tech)

- Passing Offense - No. 1
- Scoring Offense - No. 4
- Total Offense - No. 6
- Passing Efficiency - No. 14

Top Game Performances ...

West Virginia

100-Yard Rushers

Date	Opponent	Player	Att.	Yards	Avg.	TD	Long
9/26	Maryland	W. Smallwood	22	147	6.7	1	25

100-Yard Receivers

Date	Opponent	Player	Rec.	Yards	Avg.	TD	Long
9/26	Maryland	Shelton Gibson	6	118	19.7	2	41
9/5	GSU	Shelton Gibson	3	130	43.3	1	57
9/5	GSU	Jovon Durante	3	121	40.3	1	57

300-Yard Passer

Date	Opponent	Player	Att.	Comp.	Yards	TD	Long
9/5	GSU	Skyler Howard	16	25	359	2	57

10+ Tackles

Date	Opponent	Player	Solo	Assist	Total	TFL	Sacks
------	----------	--------	------	--------	-------	-----	-------

Opponent

100-Yard Rushers

Date	Opponent	Player	Att.	Yards	Avg.	TD	Long
9/26	Maryland	Brandon Ross	15	130	8.7	0	55

100-Yard Receivers

Date	Opponent	Player	Rec.	Yards	Avg.	TD	Long
------	----------	--------	------	-------	------	----	------

300-Yard Passer

Date	Opponent	Player	Att.	Comp.	Yards	TD	Long
------	----------	--------	------	-------	-------	----	------

10+ Tackles

Date	Opponent	Player	Solo	Assist	Total	TFL	Sacks
9/26	Maryland	Jermaine Carter	10	4	14	3	0
9/26	Maryland	Jalen Brooks	9	1	10	1	0
9/26	Maryland	A.J. Hendy	7	3	10	0	0

Special Teams Tackles

Player	Total	UA/A	KO	P	GSU	LU	MD	OK	OSU	BU	TCU	TT	TX	KS	ISU	KState
Marvin Gross	4	4/0	4	0	3/0	1/0	0	0	0	0	0	0	0	0	0	0
Sean Walters	3	3/0	3	0	0/0	2/0	1/0	0	0	0	0	0	0	0	0	0
Hodari Christian	2	2/0	1	1	0/0	2/0	0	0	0	0	0	0	0	0	0	0
Justin Arndt	1	1/0	1	0	0/0	0/0	1/0	0	0	0	0	0	0	0	0	0
Dravon Askew-Henry	1	1/0	1	0	0/0	1/0	0	0	0	0	0	0	0	0	0	0
Al-Rasheed Benton	1	0/1	1	0	0/0	0/0	0/1	0	0	0	0	0	0	0	0	0
Jarrod Harper	1	1/0	1	0	1/0	0	0	0	0	0	0	0	0	0	0	0
Karl Joseph	1	0/1	1	0	0/0	0/0	0/1	0	0	0	0	0	0	0	0	0
Rick Rumph	1	1/0	1	0	0/0	0/0	1/0	0	0	0	0	0	0	0	0	0
Jeremy Tyler	1	1/0	1	0	1/0	0	0	0	0	0	0	0	0	0	0	0



The Last Time ...

By The Mountaineers ...

- 30 Rushing Attempts:** 31 by Andrew Buie at Texas/Oct. 6, 2012
- 40 Rushing Attempts:** 40 by Quincy Wilson vs. Rutgers/Oct. 11, 2003
- 100 Rushing Yards:** 147 by Wendell Smallwood vs. Maryland/Sept. 26, 2015
- 200 Rushing Yards:** 344 by Tavon Austin vs. Oklahoma/Nov. 17, 2012
- 300 Rushing Yards:** 344 by Tavon Austin vs. Oklahoma/Nov. 17, 2012
- 75-Yard Run (no touchdown):** 79 by Noel Devine at Louisville/Nov. 22, 2008
- 75-Yard Touchdown Run:** 76 by Charles Sims vs. Iowa State/Nov. 30, 2013
- 50-Yard Run (no touchdown):** 62 by Dreamius Smith at Texas/Nov. 8, 2014
- 50-Yard Touchdown Run:** 54 by Rushel Shell at Iowa State/Nov. 29, 2014
- 2 Rushing Touchdowns:** 2 by Wendell Smallwood vs. Liberty/Sept. 12, 2015
- 2 Rushing Touchdowns in Back-to-Back Games:** 2 by Andrew Buie at Texas/Oct. 6, 2012 and vs. Baylor/Sept. 29, 2012
- 3 Rushing Touchdowns:** 3 by Charles Sims vs. Texas/Nov. 9, 2013
- Double 100-Yard Rushers:** 123 by Wendell Smallwood and 110 by Rushel Shell at Texas Tech/Oct. 11, 2014
- Double 200-Yard Rushers:** by Pat White (220) and Steve Slaton (215) at Pitt/Nov. 16, 2006
- Two 100-Yard Rushers and Two 100-Yard Receivers:** 123 by Wendell Smallwood and 110 by Rushel Shell and 123 by Kevin White and 109 by Jordan Thompson at Texas Tech/Oct. 11, 2014
- 30 Pass Completions:** 36 by Clint Trickett at Texas/Nov. 8, 2014
- 20 Pass Completions:** 21 by Skyler Howard vs. Maryland/Sept. 26, 2015
- 15 Pass Completions:** 21 by Skyler Howard vs. Maryland/Sept. 26, 2015
- Consecutive Completions:** 21 by Geno Smith vs. Kansas/Dec. 1, 2012
- 60 Pass Attempts:** 65 by Geno Smith vs. LSU/Sept. 24, 2011
- 50 Pass Attempts:** 50 by Clint Trickett vs. Oklahoma State/Sept. 28, 2013
- 40 Pass Attempts:** 45 by Skyler Howard vs. Texas A&M/Dec. 29, 2014
- 35 Pass Attempts:** 45 by Skyler Howard vs. Texas A&M/Dec. 29, 2014
- 30 Pass Attempts:** 33 by Skyler Howard vs. Maryland/Sept. 26, 2015
- 3 Touchdown Passes:** 4 by Skyler Howard vs. Maryland/Sept. 26, 2015
- 4 Touchdown Passes:** 4 by Skyler Howard vs. Maryland/Sept. 26, 2015
- 5 Touchdown Passes:** 8 by Geno Smith vs. Baylor/Sept. 29, 2012
- 6 Touchdown Passes:** 8 by Geno Smith vs. Baylor/Sept. 29, 2012
- 300 Yards Passing:** 359 by Skyler Howard vs. Georgia Southern/Sept. 5, 2015
- 400 Yards Passing:** 511 by Clint Trickett at Maryland/Sept. 13, 2014
- 500 Yards Passing:** 511 by Clint Trickett at Maryland/Sept. 13, 2014
- 600 Yards Passing:** 656 by Geno Smith vs. Baylor/Sept. 29, 2012
- 100 Yards Rushing and Passing:** by Pat White (200/122) at Louisville/Nov. 22, 2008
- 200 Yards Rushing and Passing:** by Pat White (220/204) at Pitt/Nov. 16, 2006
- 100 Yards Rushing and Receiving:** by Steve Slaton (215/130) at Pitt/Nov. 16, 2006
- 300 Yards Total Offense:** 307 by Skyler Howard vs. Maryland/Sept. 26, 2015
- 400 Yards Total Offense:** 507 by Clint Trickett at Maryland/Sept. 13, 2014
- 500 Yards Total Offense:** 507 by Clint Trickett at Maryland/Sept. 13, 2014
- 600 Yards Total Offense:** 687 by Geno Smith vs. Baylor/Sept. 29, 2012
- 15 Receptions:** 16 by Kevin White at Texas/Nov. 8, 2014
- 10 Receptions:** 16 by Kevin White at Texas/Nov. 8, 2014
- 9 Receptions:** 16 by Kevin White at Texas/Nov. 8, 2014
- 4 Touchdown Receptions:** 4 by Stedman Bailey vs. Oklahoma/Nov. 17, 2012
- 3 Touchdown Receptions:** 4 by Stedman Bailey vs. Oklahoma/Nov. 17, 2012
- 2 Touchdown Receptions:** 2 by Shelton Gibson vs. Maryland/Sept. 26, 2015
- Two Players with 2 Touchdown Receptions:** 5 by Stedman Bailey and 2 by Tavon Austin vs. Baylor/Sept. 29, 2012
- Double 100-Yard Receivers:** 130 by Shelton Gibson and 121 by Jovon Durante vs. Georgia Southern/Sept. 5, 2015
- Three 100-Yard Receivers:** 303 by Stedman Bailey, 215 by Tavon Austin and 114 by J.D. Woods vs. Baylor/Sept. 29, 2012
- 100 Yards Receiving:** 118 by Shelton Gibson vs. Maryland/Sept. 26, 2016
- 150 Yards Receiving:** 173 by Kevin White vs. Oklahoma/Sept. 20, 2014
- 200 Yards Receiving:** 216 by Kevin White at Maryland/Sept. 13, 2014
- 75-Yard Touchdown Reception:** 79 by Mario Alford from Clint Trickett at Oklahoma State/Oct. 25, 2014
- 50-Yard Touchdown Reception:** 52 by Shelton Gibson from Skyler Howard vs. Liberty/Sept. 12, 2015
- 50-Yard Reception (no touchdown):** 50 by Wendell Smallwood at Maryland/Sept. 13, 2014
- Rushing and Receiving Touchdown:** by Charles Sims at TCU/Nov. 2, 2013
- 2 Rushing and 2 Receiving Touchdowns:** by Steve Slaton at Pitt/Nov. 16, 2006




EdwardMULDROW III



DaikielSHORTS

The Last Time ...

Kickoff Return For Touchdown: 94 yards by Mario Alford vs. Kansas/Oct. 4, 2014
Returned Opening Kick for a Touchdown: 98 yards by Tavon Austin vs. UConn/Oct. 24, 2009
Punt Return For Touchdown: 76 yards by Tavon Austin vs. TCU/Nov. 3, 2012
Punt Blocked and Returned For Touchdown: 1 yard by Thandi Smith (blocked, picked up and returned) at Rutgers/Oct. 8, 2005
Punt Blocked: by Jarrod Harper at Maryland/Sept. 13, 2014
Punt Blocked For Touchdown: Blocked by Jerry White and recovered by Joe Hunter vs. UCF/Nov. 1, 2003
Punt Blocked For Safety: by Jarrod Harper at Maryland/Sept. 13, 2014
Interception Return For Touchdown: 35 yards by KJ Dillon vs. Texas A&M/Dec. 29, 2014
Interception Return For Touchdown by a Defensive Lineman: 19 yards by Keilen Dykes at Syracuse/Oct. 6, 2007
Two Interceptions Returned for Touchdown: by Shawn Hackett (41) and Grant Wiley (22) vs. Boston College/Sept. 2, 2000
50-Yard Field Goal: 54 by Josh Lambert vs. Baylor/Oct. 18, 2014
Field Goal Blocked: by Kyle Rose vs. Kansas State/Nov. 20, 2014
Missed an Extra Point: by Josh Lambert at Kansas State/Oct. 26, 2013
Two Interceptions in a Game: 3 by Karl Joseph vs. Georgia Southern/Sept. 5, 2015
Three Interceptions in a Game: 3 by Karl Joseph vs. Georgia Southern/Sept. 5, 2015
Three Interceptions in a Quarter: 3 by Karl Joseph vs. Georgia Southern/Sept. 5, 2015
Four Interceptions in a Game: 4 by Mike Slater vs. Kentucky/Nov. 1, 1969
Intercepted Fumble Returned For Touchdown: no instance yet found
Fumble Returned For Touchdown: 35 yards by Terrell Chestnut vs. TCU/Nov. 1, 2014
Fumble Recovered For Touchdown: 0 yards by Karl Joseph at Baylor/Oct. 4, 2013
Two-Point Conversion By Rush: Tavon Austin at Iowa State/Nov. 23, 2012
Two-Point Conversion By Pass: Jock Sanders from Geno Smith at Marshall/Sept. 10, 2010
Defensive Extra Point: Matt Taffoni interception return at Pitt/Oct. 15, 1994
Extra Point Blocked: by Rick Sherrod at Maryland/Sept. 29, 2001
Team Gained 300 Yards Rushing: 304 vs. Maryland/Sept. 26, 2015
Team Gained 400 Yards Rushing: 458 vs. Oklahoma/Nov. 17, 2012
Team Gained 500 Yards Rushing: 517 vs. Connecticut/Nov. 24, 2007
Team Failed To Gain 100 Yards Rushing: 28 vs. Alabama/Aug. 30, 2014
Team Failed To Gain 50 Yards Rushing: 28 vs. Alabama/Aug. 30, 2014
Team Gained 300 Yards Passing: 313 vs. Liberty/Sept. 12, 2015
Team Gained 400 Yards Passing: 511 at Maryland/Sept. 13, 2014
Team Gained 500 Yards Passing: 511 at Maryland/Sept. 13, 2014
Team Failed To Gain 100 Yards Passing: 62 vs. Maryland/Sept. 21, 2012
Team Gained 500 Yards Total Offense: 544 vs. Georgia Southern/Sept. 5, 2014
Team Gained 600 Yards Total Offense: 601 vs. Maryland/Sept. 26, 2015
Team Gained 700 Yards Total Offense: 778 vs. Oklahoma/Nov. 17, 2012
Team Gained 800 Yards Total Offense: 807 vs. Baylor/Sept. 29, 2012
Team Failed To Gain 200 Yards Total Offense: 175 vs. Maryland/Sept. 21, 2013
Team Failed To Get A First Down: no instance yet found
Team Failed To Get A Rushing First Down: vs. Texas Western/Nov. 25, 1950
Team Failed To Get A Passing First Down: vs. South Carolina/Dec. 30, 1969
Team Failed To Get a Third Down Conversion: vs. Syracuse (0/10)/Dec. 29, 2012
Team Had Six Turnovers: two interceptions, four fumbles vs. Maryland/Sept. 21, 2013
Successful Fake Punt: 13-yard run by Nick O'Toole vs. Maryland/Sept. 26, 2015
Scored 70+ Points: 70 vs. Baylor/Sept. 29, 2012
Scored 60+ Points: 70 vs. Baylor/Sept. 29, 2012
Scored 50+ Points: 54 vs. Towson/Sept. 6, 2014
Scored 40+ Points: 45 vs. Maryland/Sept. 26, 2015
Scored 30+ Points: 45 vs. Maryland/Sept. 26, 2015
Scored 40+ points in a Half: 49 vs. Clemson/Jan. 4, 2012
Scored 30+ points in a Half: 38 vs. Maryland/Sept. 26, 2015
Scored 30+ points in a Quarter: 35 vs. Clemson (2nd)/Jan. 4, 2012
Shutout Recorded: 44-0 vs. Georgia Southern/Sept. 5, 2015
Forced Five Turnovers in a Game: 6 vs. Maryland/Sept. 26, 2015
Forced Six Turnovers in a Game: 6 vs. Maryland/Sept. 26, 2015
Forced Eight Turnovers in a Game: 8 vs. Rutgers/Nov. 3, 2001
Safety Scored: Jarrod Harper blocked a Maryland punt through the back of the end zone/Sept. 13, 2014
Two Safeties Scored: at Syracuse/Sept. 25, 2000
Played An Overtime Game: L 55-44 (3OT) vs. Iowa State/Nov. 30, 2013
Played back-to-back Overtime Games: L 47-40 (1OT) vs. Texas/Nov. 9, 2013; W 30-27 (1OT) at TCU/Nov. 2, 2013
Won Game Without An Offensive TD: at Syracuse/Sept. 5, 2005
Won Game Without a Rushing TD: vs. Maryland/Sept. 22, 2012



Josh LAMBERT



Eric KINSEY



The Last Time ...

Versus West Virginia ...

- 30 Rushing Attempts:** 34 by Samaje Perine of Oklahoma/Sept. 20, 2014
- 100 Rushing Yards:** 130 by Brandon Ross of Maryland/Sept. 26, 2015
- 200 Rushing Yards:** 242 by Samaje Perine of Oklahoma/Sept. 20, 2014
- 75-Yard Run:** 75 by C.J. Brown of Maryland/Sept. 13, 2014
- 50-Yard Touchdown Run:** 69 by Justin Stockton of Texas Tech/
Oct. 11, 2014
- 50-Yard Non-Touchdown Run:** 55 by Brandon Ross of Maryland/Sept. 26, 2015
- 4 Rushing Touchdowns:** 4 by Samaje Perine of Oklahoma/Sept. 20, 2014
- 3 Rushing Touchdowns:** 3 by Johnathan Gray of Texas/Nov. 8, 2014
- 2 Players Rushing for 100 Yards:** 126 by T.J. Yeldon and 113 by Derrick
Henry of Alabama/Aug. 30, 2014
- 20 Pass Completions:** 21 by Josh Woodrum of Liberty/Sept. 12, 2015
- 30 Pass Completions:** 40 by Casey Pachall of TCU/Nov. 2, 2013
- 50 Pass Attempts:** 58 by Casey Pachall of TCU/Nov. 2, 2013
- 40 Pass Attempts:** 41 by Daxx Garman of Oklahoma State/Oct. 25, 2014
- 30 Pass Attempts:** 32 by Josh Woodrum of Liberty/Sept. 12, 2015
- 3 Touchdown Passes:** 4 by Kyle Allen of Texas A&M/Dec. 29, 2014
- 4 Touchdown Passes:** 4 by Kyle Allen of Texas A&M/Dec. 29, 2014
- 300 Yards Passing:** 400 by Jake Waters of Kansas State/Nov. 20, 2014
- 400 Yards Passing:** 400 by Jake Waters of Kansas State/Nov. 20, 2014
- 500 Yards Passing:** 554 by Landry Jones of Oklahoma/Nov. 17, 2012
- 100 Yards Rushing & 200 Yards Passing:** by C.J. Brown of Maryland
(161/241)/Sept. 13, 2014
- 100 Yards Rushing & 100 Yards Passing:** by C.J. Brown of Maryland
(161/241)/Sept. 13, 2014
- 300 Yards Total Offense:** 327 by Kyle Allen of Texas A&M/Dec. 29, 2014
- 400 Yards Total Offense:** 413 by Jake Waters of Kansas State/Nov. 20, 2014
- 10 Receptions:** 10 by Tyler Lockett of Kansas State/Nov. 20, 2014
- 2 Touchdown Receptions:** 2 by Malcome Kennedy of Texas A&M/Dec. 29, 2014
- 3 Touchdown Receptions:** 3 by Tyler Lockett of Kansas State/Oct. 26, 2013
- 4 Touchdown Receptions:** 4 by Kenny Stills of Oklahoma/Nov. 17, 2012
- 100 Yards Receiving:** 196 by Tyler Lockett of Kansas State/Nov. 20, 2014
- 150 Yards Receiving:** 196 by Tyler Lockett of Kansas State/Nov. 20, 2014
- 200 Yards Receiving:** 314 by Terrance Williams of Baylor/Sept. 29, 2012
- Double 100-Yard Receivers:** 112 by Curry Sexton and 111 by Tyler Lockett
of Kansas State/Oct. 26, 2013
- 50-Yard Touchdown Reception:** 63 by Antwan Goodley of Baylor/Oct. 18, 2014
- 75-Yard Touchdown Reception:** 76 by Devin Lauderdale of Texas Tech/
Oct. 11, 2014
- 50-Yard Reception (no touchdown):** 54 by Tyler Lockett from Jake Waters
of Kansas State/Nov. 20, 2014
- Rushing and Receiving Touchdown:** 1 rushing & 1 receiving by Aaron
Wimberly of Iowa State/Nov. 29, 2014
- Passing and Rushing Touchdown:** by C.J. Brown of Maryland/
Sept. 13, 2014
- Passing and Receiving Touchdown:** by Trevor Knight of Oklahoma/
Sept. 20, 2014
- Kickoff Return For Touchdown:** 100 yards Alex Ross of Oklahoma/
Sept. 20, 2014
- Opening Kickoff Return for Touchdown:** 100 yards by Mardy Gilyard of
Cincinnati/Nov. 8, 2008
- Punt Return For Touchdown:** 43 yards by Tyler Lockett of Kansas State/
Nov. 20, 2014
- 2 Players Return Punts For Touchdown:** by DeJuan Tribble (41) and Will
Blackmon (71) of Boston College/Nov. 13, 2004
- Punt Blocked:** blocked by C.J. Crawford of Marshall/Sept. 1, 2012
- Punt Blocked/Recovered in End Zone For Touchdown:** blocked by Alex
Lewis and recovered in end zone by Kareem Timbers of Wisconsin/
Aug. 30, 2003
- Punt Blocked/Returned For Touchdown:** blocked by Marcus
Gildersleeve and returned 17 yards by Ricky Hall of Virginia Tech/
Oct. 31, 1998
- Interception Return For Touchdown:** 28 yards by A.J. Hendy of Maryland/
Sept. 21, 2013
- 50-Yard Field Goal:** 50 by Brad Craddock of Maryland/Sept. 21, 2013
- Field Goal Blocked:** by Quinton Jefferson of Maryland/Sept. 26, 2015
- Blocked Field Goal Returned For Touchdown:** 82 yards by Andrew
Johnson of Louisville/Nov. 5, 2011



ShaqPETTEWAY



JarrodHARPER

The Last Time ...

- Intercepted Fumble Returned For Touchdown:** 75 yards by Tim Quense of Pitt/Oct. 1, 1983
- Fumble Recovered/Returned For Touchdown:** 0 yards by Jackson Jeffcoat of Texas/Oct. 6, 2012
- Two-Point Conversion By Rush:** by Davin Meggett of Maryland/Sept. 17, 2011
- Two-Point Conversion By Pass:** by E.J. Bibbs from Grant Rohach of Iowa State/Nov. 30, 2013
- Defensive Extra Point:** has not yet occurred
- Extra Point Blocked:** by Travis Britz of Kansas State/Oct. 26, 2013
- Punt Blocked For Safety:** by Chris Nofoaiga of Idaho/Oct. 7, 2000
- Team Gained 400 Yards Rushing:** 468 by Baylor/Oct. 4, 2013
- Team Gained 300 Yards Rushing:** 301 by Oklahoma/Sept. 20, 2014
- Team Gained 200 Yards Rushing:** 235 by Texas A&M/Dec. 29, 2014
- Team Failed To Gain 100 Yards Rushing:** 92 by Liberty/Sept. 12, 2015
- Team Finished With Negative Rushing Yards:** Minus-10 by Maryland/Sept. 18, 2010
- Team Gained 300 Yards Passing:** 400 by Kansas State/Nov. 20, 2014
- Team Gained 400 Yards Passing:** 400 by Kansas State/Nov. 20, 2014
- Team Failed To Gain 100 Yards Passing:** 29 by Georgia Southern/Sept. 5, 2015
- Team Failed To Gain 50 Yards Passing:** 29 by Georgia Southern/Sept. 5, 2015
- Team Gained 500 Yards Total Offense:** 529 by Texas A&M/Dec. 29, 2014
- Team Failed To Gain 250 Yards Total Offense:** 224 by Georgia Southern/Sept. 5, 2015
- Team Failed To Gain 200 Yards Total Offense:** 176 by Kansas/Oct. 4, 2014
- Team Failed To Gain 100 Yards Total Offense:** 90 by Rutgers/Oct. 12, 2002
- Team Failed To Get A First Down:** no instance yet found
- Team Failed To Get A Rushing First Down:** by Western Michigan/Sept. 7, 1996
- Team Failed To Get A Passing First Down:** by Pitt/Oct. 10, 1981
- Successful Fake Punt:** by Kirby Van Der Kamp of Iowa State/Nov. 30, 2012
- Team Scored 50+ Points:** 52 by Iowa State/Nov. 30, 2013
- Team Scored 40+ Points:** 45 by Texas A&M/Dec. 29, 2014
- Team Scored 30+ Points:** 45 by Texas A&M/Dec. 29, 2014
- Shutout Recorded:** 37-0 by Maryland/Sept. 21, 2013
- Safety Scored:** When WVU's Clint Trickett was sacked in the end zone by Texas' Cedric Reed/Nov. 8, 2014
- Two Safeties Scored:** When WVU's Geno Smith was tackled in the end zone by Syracuse's Cameron Lynch and Siriki Diabate, and when Smith was called for intentional grounding when he was being tackled by Brandon Sharpe/Dec. 29, 2012



JackyMARCELLUS



RickRUMPH



MOUNTAINEER OFFENSE



Cody CLAY

Height: 6-4 | Weight: 262 | Class: Redshirt Senior
Last School: George Washington | Hometown: Alum Creek, W.Va.

2015 Notes

- ▶ Has played in 41 career games and started 23

2015 Game-By-Game

Opponent	No.	Yards	Avg.	TD	Lg
Ga. Southern	0	0	0	0	0
Liberty	0	0	0	0	0
Maryland	0	0	0	0	0
Oklahoma					
Oklahoma State					
Baylor					
TCU					
Texas Tech					
Texas					
Kansas					
Iowa State					
Kansas State					
Total	0	0	0	0	0

2015 Single-Game Bests

Receptions
 Receiving Yards
 Receiving Touchdowns
 Long Reception.....

Career Bests

Receptions3 vs. Oklahoma State ('13)
 Receiving Yards 27 vs. Oklahoma State ('13)
 Receiving Touchdowns 1 at TCU ('13)
 Long Reception.....21 at Iowa State ('14)

Clay's Receiving Statistics

Year	Games	No.	Yards	Avg.	TD	Long
2015	3	0	0	0	0	0
2014	13	7	65	9.3	0	21
2013	12	9	73	8.1	1	12
2012	13	2	29	14.5	0	19
Totals	41	18	167	9.3	1	21



William CREST JR.

Height: 6-2 | Weight: 212 | Class: Redshirt Freshman
Last School: Dunbar | Hometown: Baltimore, Md.

2015 Notes

- ▶ Played in one game in 2014 before sustaining season-ending shoulder injury
- ▶ Relieved of Skyler Howard against Maryland and rushed for a career-high 28 yards
- ▶ Went 6-for-6 against Liberty for 50 yards, including a career-long 23 connection with Jacky Marcellus
- ▶ Rushed four times for 24 yards and a touchdown against Georgia Southern

2015 Game-By-Game

Opponent	Comp.	Att.	Int.	Pct.	Yards	TDs	Long
Ga. Southern	0	1	0	.000	0	0	0
Liberty	6	6	0	1.00	50	0	23
Maryland	2	4	0	.500	3	0	7
Oklahoma							
Oklahoma St.							
Baylor							
TCU							
Texas Tech							
Texas							
Kansas							
Iowa State							
Kansas State							
Totals	8	11	0	.727	53	0	23

2015 Single-Game Bests


Rushing Yards..... 28 vs. Maryland
 Rushing Attempts 5 vs. Liberty
 Rushing Touchdowns..... 1 vs. Georgia Southern
 Long Rush 17 vs. Georgia Southern
 Passing Attempts..... 6 vs. Liberty
 Passing Completions..... 6 vs. Liberty
 Passing Yards..... 50 vs. Liberty
 Passing Touchdowns.....
 Long Completion 23 vs. Liberty

Crest Jr.'s Passing Statistics

Year	Games	C/A	Pct.	Yards	TD	Int.	Long
2015	3	8/11	.727	53	0	0	23

Crest Jr.'s Rushing Statistics

Year	Games	Att.	Yards	Avg.	TD	Long
2015	3	12	36	3.0	1	17



Jovon DURANTE

Height: 6-0 | Weight: 165 | Class: Freshman
Last School: Miramar | Hometown: Miami, Fla.

2015 Notes

- ▶ Saw first collegiate action as true freshman against Georgia Southern
- ▶ Finished with two catches against Maryland
- ▶ Nabbed second career touchdown on 10-yard catch against Liberty; finished with a game-high seven receptions
- ▶ Finished with three catches for 121 yards and a touchdowns against Georgia Southern with a long of 57 yards
- ▶ First collegiate catch was a 41-yard touchdown
- ▶ Also finished with a 23-yard reception

2015 Game-By-Game


Opponent	No.	Yards	Avg.	TD	Lg
Ga. Southern	3	121	40.3	1	57
Liberty	6	43	7.17	1	11
Maryland	2	18	9.0	0	15
Oklahoma					
Oklahoma State					
Baylor					
TCU					
Texas Tech					
Texas					
Kansas					
Iowa State					
Kansas State					
Totals	11	182	16.5	2	57

2015 Single-Game Bests

Receptions6 vs. Liberty
 Receiving Yards 121 vs. Georgia Southern
 Receiving Touchdowns 1 vs. Georgia Southern, Liberty
 Long Reception57 vs. Georgia Southern

Durante's Receiving Statistics

Year	Games	No.	Yards	Avg.	TD	Long
2015	3	11	182	16.5	2	57



Shelton GIBSON

Height: 5-11 | **Weight:** 193 | **Class:** Redshirt Sophomore
Last School: Cleveland Heights | **Hometown:** Cleveland, Ohio

2015 Notes

- ▶ Has played in 15 career games and started three
- ▶ Earned first career start against Georgia Southern
- ▶ Ranks No. 3 in the NCAA, No. 1 in the Big 12, in yards per catch (27.42)
- ▶ Ranks No. 11 in the NCAA, No. 3 in the Big 12, in receiving TDs (4)
- ▶ Ranks No. 16 in the NCAA, No. 3 in the Big 12, in receiving yards/game (109.7)
- ▶ Ranks No. 9 in the Big 12 in all-purpose yards/game (118.0)
- ▶ Doubled his career touchdown numbers with two against Maryland; first Mountaineer to catch two TDs in one game since Mario Alford did so at Iowa State on Nov. 29, 2014
- ▶ Finished with a career-high six catches vs. UMD
- ▶ Second touchdown of season was a long bomb, as he caught a 52-yard pass from Skyler Howard for team's first TD against Liberty; finished with a game-best 81 yards receiving
- ▶ Along with Jovon Durante (121), netted first career 100-yard receiving game vs. Georgia Southern
- ▶ Connected with Skyler Howard for a 26-yard touchdown against Georgia Southern for first career score; also caught a career-long 57-yard reception

2015 Game-By-Game

Opponent	No.	Yards	Avg.	TD	Lg
Ga. Southern	3	130	43.3	1	57
Liberty	3	81	27.0	1	52
Maryland	6	118	19.67	2	41
Oklahoma					
Oklahoma State					
Baylor					
TCU					
Texas Tech					
Texas					
Kansas					
Iowa State					
Kansas State					
Totals	12	329	27.4	4	57

2015 Single-Game Bests

Receptions6 vs. Maryland
 Receiving Yards 130 vs. Georgia Southern
 Receiving Touchdowns2 vs. Maryland
 Long Reception.....57 vs. Georgia Southern

Career Bests

Receptions6 vs. Maryland ('15)
 Receiving Yards 130 vs. GSU ('15)
 Receiving Touchdowns2 vs. Maryland ('15)
 Long Reception.....57 vs. GSU ('15)

Gibson's Receiving Statistics

Year	Games	No.	Yards	Avg.	TD	Long
------	-------	-----	-------	------	----	------



Skyler HOWARD

Height: 6-0 | **Weight:** 206 | **Class:** Junior
Last School: Riverside CC | **Hometown:** Forth Worth, Texas

2015 Notes

- ▶ Has played in seven career games and started five
- ▶ Has thrown at least three touchdowns in four of five career starts
- ▶ Ranks No. 2 in the NCAA, No. 1 in the Big 12, in yards per pass attempt (10.9)
- ▶ No. 4 in the NCAA, No. 2 in the Big 12, in passing efficiency (193.6)
- ▶ Ranks No. 6 nationally, No. 3 in the Big 12, in passing yards completion (15.7)
- ▶ Ranks No. 12 in the NCAA, No. 5 in the Big 12, in total offense (334.7)
- ▶ Also ranks No. 16 in NCAA, No. 5 in Big 12, in passing TDs (9), No. 17 in NCAA, No. 1 in Big 12, in completion percentage (0.690) and No. 18 in NCAA, No. 6 in Big 12, in passing yards/game (305.3)
- ▶ Threw a career-high four TDs against Maryland; also completed a career-high 21 passes for second straight week
- ▶ Completed a career-high 21 passes against Liberty, including a string of 14 straight completions
- ▶ Went 16-25 for a career-best 359 passing yards and threw two touchdowns against Georgia Southern in first career start at Milan Puskar Stadium
- ▶ Connected with Shelton Gibson and Jovon Durante on 57-yard tosses against Georgia Southern

2015 Game-By-Game

Opponent	Comp.	Att.	Int.	Pct.	Yards	TDs	Long
Ga. Southern	16	25	0	.640	359	2	57
Liberty	21	26	0	.808	263	3	52
Maryland	21	33	1	.636	294	4	41
Oklahoma							
Oklahoma St.							
Baylor							
TCU							
Texas Tech							
Texas							
Kansas							
Iowa State							
Kansas State							
Totals	58	84	1	.690	916	9	57

2015 Single-Game Bests

Rushing Yards..... 68 vs. Liberty
 Rushing Attempts12 vs. Liberty, Maryland
 Rushing Touchdowns.....
 Long Rush 34 vs. Liberty
 Passing Attempts.....33 vs. Maryland
 Passing Completions.....21 vs. Liberty, Maryland
 Passing Yards.....359 vs. Georgia Southern
 Passing Touchdowns.....4 vs. Maryland
 Long Completion57 vs. Georgia Southern

Career Bests

Rushing Yards..... 69 at Iowa State ('14)
 Rushing Attempts 12 vs. Liberty ('15), Maryland ('15)
 Rushing Touchdowns.....
 Long Rush34 vs. Liberty ('15)
 Passing Attempts..... 45 vs. Texas A&M ('14)
 Passing Completions..... 21 (3 times)
 Passing Yards.....359 vs. Georgia Southern ('15)
 Passing Touchdowns..... 4 vs. Maryland ('15)
 Long Completion 57 vs. Georgia Southern ('15)

Howard's Passing Statistics

Year	Games	C/A	Pct.	Yards	TD	Int.	Long
2015	3	58/84	.690	916	9	1	57
2014	4	56/110	.509	829	8	0	53
Totals	7	114/194	.588	1745	17	1	57


Howard's Rushing Statistics

Year	Games	Att.	Yards	Avg.	TD	Long
2015	3	33	88	2.7	0	34
2014	4	22	140	6.4	0	24
Totals	7	55	228	4.1	0	34



Gary JENNINGS

Height: 6-1 | Weight: 206 | Class: Freshman
Last School: Colonial Forge | Hometown: Stafford, Va.



Devonte MATHIS

Height: 6-1 | Weight: 209 | Class: Redshirt Junior
Last School: Miramar | Hometown: Miami, Fla.



Rushel SHELL

Height: 5-10 | Weight: 224 | Class: Redshirt Junior
Last School: Pitt | Hometown: Hopewell, Pa.

2015 Notes

- ▶ Has played in three games
- ▶ Caught a career-high four receptions against Liberty

2015 Game-By-Game

Opponent	No.	Yards	Avg.	TD	Lg
Ga. Southern	0	0	0	0	0
Liberty	4	28	7.0	0	11
Maryland	0	0	0	0	0
Oklahoma					
Oklahoma State					
Baylor					
TCU					
Texas Tech					
Texas					
Kansas					
Iowa State					
Kansas State					
Totals	4	28	7.0	0	11

2015 Single-Game Bests

Receptions4 vs. Liberty
 Receiving Yards28 vs. Liberty
 Receiving Touchdowns
 Long Reception11 vs. Liberty

Jennings' Receiving Statistics

Year	Games	No.	Yards	Avg.	TD	Long
2015	3	4	28	7.0	0	11

2015 Notes

- ▶ Has played in three games
- ▶ Caught a career-high four receptions against Liberty

2015 Game-By-Game

Opponent	No.	Yards	Avg.	TD	Lg
Ga. Southern	0	0	0	0	0
Liberty	2	4	2.0	0	3
Maryland	2	20	10.0	0	13
Oklahoma					
Oklahoma State					
Baylor					
TCU					
Texas Tech					
Texas					
Kansas					
Iowa State					
Kansas State					
Totals	4	24	6.0	0	13

2015 Single-Game Bests

Receptions2 vs. Liberty, Maryland
 Receiving Yards20 vs. Maryland
 Receiving Touchdowns
 Long Reception13 vs. Maryland

Mathis' Career Bests

Receptions4 vs. William & Mary ('13)
 Receiving Yards44 vs. William & Mary ('13)
 Receiving Touchdowns
 Long Reception19 vs. Texas ('13)

Mathis' Receiving Statistics

Year	Games	No.	Yards	Avg.	TD	Long
2015	3	4	24	6.0	0	13
2014	8	0	0	0	0	0
2013	8	7	82	11.7	0	19
Totals	19	11	106	9.6	0	19

2015 Notes

- ▶ Has played in 15 games and started nine
- ▶ Productive against Maryland, gaining a season-high 77 yards on 15 rushes, also a season high, and scored on a two-yard run
- ▶ Had 110 all-purpose yards against the Terps
- ▶ Also gained a season-high 33 yards on two catches against UMD
- ▶ Gained 42 yards on eight carries, including a six-yard score, against Georgia Southern

2015 Game-By-Game

Opponent	Att.	Net.	Avg.	TD	Lg	Rec.	Yds.	TD
Ga. Southern	8	42	5.2	1	9	0	0	0
Liberty	11	27	2.5	0	5	1	11	0
Maryland	15	77	5.1	1	23	2	33	0
Oklahoma								
Oklahoma State								
Baylor								
TCU								
Texas Tech								
Texas								
Kansas								
Iowa State								
Kansas State								
Totals	34	146	4.3	2	23	3	44	0

2015 Single-Game Bests

Rushing Yards77 vs. Maryland
 Rushing Attempts15 vs. Maryland
 Rushing Touchdowns1 vs. Georgia Southern, Maryland
 Long Rush23 vs. Maryland
 Receptions2 vs. Maryland
 Receiving Yards33 vs. Maryland
 Receiving Touchdowns
 Long Reception16 vs. Maryland

Career Highs

Rushing Yards146 at Iowa State ('14)
 Rushing Attempts27 at Maryland ('14)
 Rushing Touchdowns2 at Texas Tech ('14)
 Long Rush54 at Iowa State ('14)
 Receptions4 vs. Towson ('14)
 Receiving Yards47 vs. Towson ('14)
 Receiving Touchdowns
 Long Reception19 vs. Alabama ('14)

Shell's Rushing Statistics

Year	Games	Att.	Yards	Avg.	TD	Long
2015	3	34	146	4.3	2	23
2014	12	176	788	4.5	7	54
Totals	15	210	934	4.4	9	54

Shell's Receiving Statistics

Year	Games	No.	Yards	Avg.	TD	Long
2015	3	3	44	14.7	0	16
2014	12	21	140	6.7	0	19
Totals	15	24	184	7.7	0	19



Daikiel SHORTS JR.

Height: 6-1 | Weight: 201 | Class: junior

Last School: Eastern Christian | Hometown: Clayton, N.J.

2015 Notes

- ▶ Has played in 28 career games and started 16
- ▶ Had three catches for 33 yards, a touchdown and a long of 17 yards against Maryland
- ▶ Grabbed a season-high four catches against Liberty and finished second on the team with 78 yards receiving
- ▶ Finished third on the team with 55 receiving yards against Georgia Southern

2015 Game-By-Game

Opponent	No.	Yards	Avg.	TD	Lg
Ga. Southern	3	55	18.3	0	26
Liberty	5	95	19.0	0	29
Maryland	3	33	11.0	1	17
Oklahoma					
Oklahoma State					
Baylor					
TCU					
Texas Tech					
Texas					
Kansas					
Iowa State					
Kansas State					
Totals	11	183	16.6	1	29

2015 Single-Game Bests

Receptions 5 vs. Liberty
 Receiving Yards 95 vs. Liberty
 Receiving Touchdowns
 Long Reception 29 vs. Liberty

Career Bests

Receptions 9 vs. Texas Tech ('13)
 Receiving Yards 98 at TCU ('13)
 Receiving Touchdowns 2 vs. Georgia State ('13)
 Long Reception 38 at TCU ('13)

Shorts' Receiving Statistics

Year	Games	No.	Yards	Avg.	TD	Long
2015	3	11	183	16.6	1	29
2014	13	24	346	14.4	2	29
2013	12	45	495	11.0	2	38
Totals	28	80	1024	12.8	5	38



Wendell SMALLWOOD

Height: 5-11 | Weight: 202 | Class: Junior

Last School: Eastern Christian | Hometown: Wilmington, Del.

2015 Notes

- ▶ Has played in 28 games and started 13
- ▶ Ranks No. 18 in the NCAA, No. 4 in the Big 12, in yards/carry (6.90)
- ▶ Also ranks No. 25 nationally, No. 3 in Big 12, in rushing yards/game (110.3)
- ▶ No. 6 in the Big 12 in all-purpose yards/game (133.7)
- ▶ Gained a career-high 147 yards on 22 rushes against Maryland; also added a four-yard rushing TD
- ▶ Finished with a game-best 170 all-purpose yards vs. UMD
- ▶ Finished with a game-high 112 all-purpose yards against Liberty, including a game-high 88 yards rushing
- ▶ Single-game career best two touchdowns against Liberty, including a fumble recovery in the end zone
- ▶ Netted 119 all-purpose yards against Georgia Southern, including a game-best 96 yards rushing
- ▶ First touchdown of season came on 19-yard run against Georgia Southern

2015 Game-By-Game

Opponent	Att.	Net.	Avg.	TD	Lg	Rec.	Yds.	TD
Ga. Southern	11	96	8.7	1	19	4	23	0
Liberty	15	88	5.9	2	14	4	24	0
Maryland	22	147	6.7	1	25	2	23	0
Oklahoma								
Oklahoma State								
Baylor								
TCU								
Texas Tech								
Texas								
Kansas								
Iowa State								
Kansas State								
Totals	48	331	6.9	4	25	10	70	0

2015 Single-Game Bests

Rushing Yards 147 vs. Maryland
 Rushing Attempts 22 vs. Maryland
 Rushing Touchdowns 2 vs. Liberty
 Long Rush 25 vs. Maryland
 Receptions 4 vs. Georgia Southern, Liberty
 Receiving Yards 24 vs. Liberty
 Receiving Touchdowns
 Long Reception 13 vs. Maryland

Career Bests


Rushing Yards 147 vs. Maryland ('15)
 Rushing Attempts 23 at Oklahoma State ('14)
 Rushing Touchdowns 2 vs. Liberty ('15)
 Long Rush 38 vs. Georgia State ('13)
 Receptions 6 vs. Alabama ('14)
 Receiving Yards 73 vs. Alabama ('14)
 Long Reception 50 at Maryland ('14)

Smallwood's Rushing Statistics

Year	Games	Att.	Yards	Avg.	TD	Long
2015	3	48	331	6.9	4	25
2014	13	148	722	4.9	2	35
2013	12	39	221	5.7	1	38
Totals	28	235	1274	5.4	7	38

Smallwood's Receiving Statistics

Year	Games	No.	Yards	Avg.	TD	Long
2015	3	10	70	7.0	0	13
2014	13	30	321	10.7	0	50
2013	12	11	132	12.0	0	30
Totals	28	52	528	10.2	0	50



Jordan THOMPSON

Height: 5-7 | Weight: 175 | Class: Senior
Last School: Katy | Hometown: Katy, Texas

2015 Notes

- ▶ Has played in 39 games and started 14
- ▶ Netted a season-high 42 yards receiving against Maryland
- ▶ Averaged 10 yards per catch against Georgia Southern

2015 Game-By-Game

Opponent	No.	Yards	Avg.	TD	Lg
Ga. Southern	3	30	10.0	0	14
Liberty	0	0	0	0	0
Maryland	3	42	14.0	0	17
Oklahoma					
Oklahoma State					
Baylor					
TCU					
Texas Tech					
Texas					
Kansas					
Iowa State					
Kansas State					
Totals	6	72	12.0	0	17

2015 Single-Game Bests

Receptions 3 vs. Georgia Southern, Maryland
 Receiving Yards 42 vs. Maryland
 Receiving Touchdowns
 Long Reception 17 vs. Maryland

Career Highs

Receptions 7 vs. TCU ('14)
 Receiving Yards 109 at Texas Tech ('14)
 Receiving Touchdowns 1 vs. Towson ('14),
 at Texas Tech ('14)
 Long Reception 56 at Texas Tech ('14)

Thompson's Receiving Statistics

Year	Games	No.	Yards	Avg.	TD	Long
2015	3	6	72	12.0	0	17
2014	13	49	598	12.2	2	56
2013	10	23	178	7.7	0	17
2012	13	13	85	6.5	0	15
Totals	39	91	933	10.3	2	56



Elijah WELLMAN

Height: 6-2 | Weight: 234 | Class: Redshirt Sophomore
Last School: Spring Valley | Hometown: Huntington, W.Va..

2015 Notes

- ▶ Has played in 15 career games
- ▶ Opened the Mountaineers' scoring against Maryland with a 7-yard TD reception, his second score in as many games
- ▶ Made the most of one catch against Liberty, connecting with William Crest for a 4-yard touchdown

2015 Game-By-Game

Opponent	Att.	Net.	Avg.	TD	Lg	Rec.	Yds.	TD
Ga. Southern	0	0	0	0	0	0	0	0
Liberty	0	0	0	0	0	1	4	1
Maryland	0	0	0	0	0	1	7	1
Oklahoma								
Oklahoma State								
Baylor								
TCU								
Texas Tech								
Texas								
Kansas								
Iowa State								
Kansas State								
Totals	0	0	0	0	0	2	11	2

2015 Single-Game Bests

Rushing Yards
 Rushing Attempts
 Rushing Touchdowns
 Long Rush
 Receptions 1 vs. Liberty, Maryland
 Receiving Yards 7 vs. Maryland
 Receiving Touchdowns 1 vs. Liberty, Maryland
 Long Reception 7 vs. Maryland

Career Highs

Rushing Yards 2 vs. Towson ('14), at Maryland ('14)
 Rushing Attempts 1 vs. Towson ('14), at Maryland ('14)
 Rushing Touchdowns
 Long Rush 2 vs. Towson ('14), at Maryland ('14)
 Receptions 1 (6 times)
 Receiving Yards 10 vs. Alabama ('14)
 Receiving Touchdowns 1 (3 times)
 Long Reception 10 vs. Alabama ('14)

Wellman's Rushing Statistics

Year	Games	Att.	Yards	Avg.	TD	Long
2015	3	0	0	0	0	0
2014	12	2	4	2.0	0	2
Totals	15	2	4	2.0	0	2

Wellman's Receiving Statistics

Year	Games	No.	Yards	Avg.	TD	Long
2015	3	2	11	5.5	2	7
2014	12	4	11	2.8	1	10
Totals	15	6	22	3.7	3	10

WVU'S MULTI 100-YARD RECEIVING GAMES

Season	2 100-yard Receivers	3 100-yard Receivers	Total
2015	1	0	1
2014	3	0	3
2012	2	1	3
2011	3	1	4
1998	1	0	1
1997	1	0	1
1996	2	0	2
1995	2	0	2
1994	1	0	1
1993	2	0	2
1972	1	0	1

WVU'S MULTI 100-YARD RECEIVING GAMES

Date	Opponent	Total
9/5/15	Georgia Southern Shelton Gibson (3/130/1) Jovon Durante (3/121/1)	W/44-0
10/11/14	at Texas Tech Kevin White (13/123/1) Jordan Thompson (6/109/1)	W, 37-34
9/20/14	Oklahoma Kevin White (10/173/1) Mario Alford (7/101/1)	L, 33-45
9/13/14	at Maryland Kevin White (13/216/1) Mario Alford (11/131/2)	W, 40-37
12/1/12	Kansas Stedman Bailey (11/159/2) Tavon Austin (4/110/0)	W, 59-10
9/29/12	Baylor Stedman Bailey (13/303/5) Tavon Austin (14/215/2) J.D. Woods (13/114/1)	W, 70-63
9/15/12	James Madison Stedman Bailey (13/173/3) Tavon Austin (11/113/1)	W, 42-12
11/12/11	at Cincinnati Tavon Austin (9/126/0) Stedman Bailey (6/104/1)	W, 24-21
10/8/11	Connecticut Stedman Bailey (7/178/2) Ivan McCartney (6/131/0)	W, 43-16
9/24/11	LSU Tavon Austin (11/187/0) Stedman Bailey (8/115/1)	L, 21-47
9/17/11	at Maryland Tavon Austin (11/122/0) Stedman Bailey (8/113/1) Ivan McCartney (8/101/0)	W, 37-31
11/27/98	at Pitt Shawn Foreman (5/115/1) Khorri Ivy (6/113/2)	W, 52-14
12/29/97	Georgia Tech Jerry Porter (4/124/2) Shawn Foreman (12/110/0)	L, 30-35
11/9/96	at Rutgers David Saunders (11/178/2) Shawn Foreman (6/164/2)	W, 55-14
10/5/96	Boston College David Saunders (8/191/1) Rahsaan Vanterpool (9/152/1)	W, 34-17
11/4/95	Rutgers David Saunders (8/149/2) Lovett Purnell (3/134/2)	W, 59-26
9/2/95	Purdue Lovett Purnell (8/149/0) David Saunders (6/130/0)	L, 24-26
10/15/94	at Pitt Rahsaan Vanterpool (9/205/2) Zach Abraham (6/180/2)	W, 47-41
11/6/93	Rutgers Mike Baker (8/172/2) Jay Kearney (4/106/0)	W, 58-22
9/18/93	at Maryland Mike Baker (8/126/1) Jay Kearney (3/104/1)	W, 42-37
9/23/72	at Virginia Marshall Mills (7/132/1) Danny Buggs (3/113/2)	W, 48-10



Dravon ASKEW-HENRY

Height: 5-11 | Weight: 202 | Class: Sophomore
Last School: Aliquippa | Hometown: Aliquippa, Pa.

2015 Notes

- ▶ Started all 13 games as a true freshman in 2014 and has three starts in 2015
- ▶ Ranks No. 73 nationally and No. 3 in the Big 12 with 0.3 interceptions per game
- ▶ Led the team with a career-best seven tackles vs. Liberty
- ▶ Had an interception with four tackles, three solo, and assisted on one tackle for loss vs. Georgia Southern

2015 Game-By-Game

Opponent	UT/AT/TT	TFL	Sacks	FF	FR	Int	PBU
Ga. Southern	3/1/4	0.5/1	0	0	0	1	0
Liberty	6/1/7	0	0	0	0	0	0
Maryland	1/0/1	0	0	0	0	0	0
Oklahoma	0/0/0	0	0	0	0	0	0
Oklahoma St.	0/0/0	0	0	0	0	0	0
Baylor	0/0/0	0	0	0	0	0	0
TCU	0/0/0	0	0	0	0	0	0
Texas Tech	0/0/0	0	0	0	0	0	0
Texas	0/0/0	0	0	0	0	0	0
Kansas	0/0/0	0	0	0	0	0	0
Iowa State	0/0/0	0	0	0	0	0	0
Kansas State	0/0/0	0	0	0	0	0	0

2015 Season-Game Bests

Unassisted Tackles.....6 vs. Liberty
Assisted Tackles.....1 vs. Georgia Southern, vs. Liberty
Total Tackles.....7 vs. Liberty
Tackles For Loss.....0.5 vs. Georgia Southern
Sacks
Forced Fumbles.....
Fumble Recoveries.....
Interceptions.....1 vs. Georgia Southern
Pass Breakups.....

Career Highs

Unassisted Tackles.....8 vs. Texas A&M ('14)
Assisted Tackles.....3 vs. Alabama ('14)
Total Tackles.....7 vs. Liberty ('15)
Tackles For Loss.....1 vs. Kansas State ('14)
Sacks
Forced Fumbles.....
Fumble Recoveries.....
Interceptions.....2 at Oklahoma State ('14)
Pass Breakups.....1 vs. Kansas (14); Texas A&M ('14)

Askew-Henry's Defensive Statistics

Year	GP	T/A/TT	TFL	Sacks	INT	PB	FF	FR
2015	3	10/2/12	0.5/1	0	1	0	0	0
2014	13	36/9/45	1/3	0	2	2	0	0
Totals	16	46/11/57	1.5/4	0	3	2	0	0



Jared BARBER

Height: 6-0 | Weight: 232 | Class: Redshirt Senior
Last School: Davie | Hometown: Mocksville, N.C.

2015 Notes

- ▶ Has played in 34 games and started 15
- ▶ Returned after missing the entire 2014 season with a knee injury suffered in 2013 against Texas
- ▶ Had a team-high five tackles with a tackle for loss vs. Maryland
- ▶ Missed Liberty game after sustaining shoulder injury against Georgia Southern
- ▶ Had 1.5 tackles for loss of five yards and totalled three tackles vs. Georgia Southern.

2015 Game-By-Game

Opponent	UT/AT/TT	TFL	Sacks	FF	FR	Int	PBU
Ga. Southern	2/1/3	1.5/5	0	0	0	0	0
Liberty	Did Not Play						
Maryland	4/1/5	1.0/1	0	0	0	0	0
Oklahoma	0/0/0	0	0	0	0	0	0
Oklahoma St.	0/0/0	0	0	0	0	0	0
Baylor	0/0/0	0	0	0	0	0	0
TCU	0/0/0	0	0	0	0	0	0
Texas Tech	0/0/0	0	0	0	0	0	0
Texas	0/0/0	0	0	0	0	0	0
Kansas	0/0/0	0	0	0	0	0	0
Iowa State	0/0/0	0	0	0	0	0	0
Kansas State	0/0/0	0	0	0	0	0	0

2015 Season-Game Bests

Unassisted Tackles.....4 vs. Maryland
Assisted Tackles.....1 vs. Georgia Southern, vs. Maryland
Total Tackles.....5 vs. Maryland
Tackles For Loss.....1.5 vs. Georgia Southern
Sacks
Forced Fumbles.....
Fumble Recoveries.....
Interceptions.....
Pass Breakups.....

Career Highs

Unassisted Tackles.....8 at Baylor (13); vs. Texas ('13)
Assisted Tackles.....6 vs. Texas ('13)
Total Tackles.....14 vs. Texas ('13)
Tackles For Loss.....2 vs. Kansas State ('12)
Sacks1 vs. Kansas State ('12)
Forced Fumbles.....1 vs. Texas ('13)
Fumble Recoveries.....1 vs. TCU ('12); 1 at TCU ('13)
Interceptions.....
Pass Breakups.....2 vs. Clemson ('11)

Barber's Defensive Statistics

Year	GP	T/A/TT	TFL	Sacks	INT	PB	FF	FR
2015	2	6/2/8	2.5/6	0	0	0	0	0
2013	10	43/28/71	5/14	0	0	2	1	1
2012	10	18/16/34	2.5/13	1/9	0	1	0	1
2011	12	13/10/23	2/6	0	0	3	0	0
Totals	34	80/56/136	10.5/34	1/9	0	6	1	2



Al-Rasheed BENTON

Height: 6-1 | Weight: 235 | Class: Redshirt Sophomore
Last School: Shabazz | Hometown: Newark, N.J.

2015 Notes

- ▶ Has played in 16 career games with one start
- ▶ Is No. 62 nationally, No. 10 in the Big 12 with 1.3 TFLs per game
- ▶ Recorded three tackles with one TFL vs. Maryland
- ▶ Earned first start against Liberty
- ▶ Named WVU Defensive Player of the Game after finishing with seven tackles, including five solo and two TFLs
- ▶ Had two tackles, including one TFL vs. Georgia Southern

2015 Game-By-Game

Opponent	UT/AT/TT	TFL	Sacks	FF	FR	Int	PBU
Ga. Southern	2/0/2	1.0/3	0	0	0	0	0
Liberty	5/2/7	2.0/4	0	0	0	0	0
Maryland	2/1/3	1.0/1	0	0	0	0	0
Oklahoma	0/0/0	0	0	0	0	0	0
Oklahoma St.	0/0/0	0	0	0	0	0	0
Baylor	0/0/0	0	0	0	0	0	0
TCU	0/0/0	0	0	0	0	0	0
Texas Tech	0/0/0	0	0	0	0	0	0
Texas	0/0/0	0	0	0	0	0	0
Kansas	0/0/0	0	0	0	0	0	0
Iowa State	0/0/0	0	0	0	0	0	0
Kansas State	0/0/0	0	0	0	0	0	0
Totals	7/2/9	3/7	0	0	0	0	0

2015 Season-Game Bests

Unassisted Tackles.....5 vs. Liberty
Assisted Tackles.....2 vs. Liberty
Total Tackles.....7 vs. Liberty
Tackles For Loss.....2.0 vs. Georgia Southern
Sacks
Forced Fumbles.....
Fumble Recoveries.....
Interceptions.....
Pass Breakups.....

Career Highs

Unassisted Tackles.....5 vs. Liberty ('15)
Assisted Tackles.....2 vs. Liberty ('15); Towson ('14)
Total Tackles.....7 vs. Liberty ('15)
Tackles For Loss.....2.0 vs. Georgia Southern ('15)
Sacks
Forced Fumbles.....
Fumble Recoveries.....
Interceptions.....
Pass Breakups.....

Benton's Defensive Statistics

Year	GP	T/A/TT	TFL	Sacks	INT	PB	FF	FR
2015	3	9/3/12	4/8	0	0	0	0	0
2014	13	3/3/6	0	0	0	0	0	0
Totals	16	12/6/18	4/8	0	0	0	0	0



Christian BROWN

Height: 6-2 | Weight: 290 | Class: Redshirt Junior
Last School: Bridgeton (NJ) | Hometown: Fort Myers, Fla.

2015 Notes

- ▶ Has played in 29 career games with four starts
- ▶ Recorded one tackle for loss vs. Liberty
- ▶ Had four tackles, three solo, vs. Georgia Southern

2015 Game-By-Game

Opponent	UT/AT/TT	TFL	Sacks	FF	FR	INT	PBU
Ga. Southern	3/1/4	0	0	0	0	0	0
Liberty	2/0/2	1.0/2	0	0	0	0	0
Maryland	2/0/2	0	0	0	0	0	0
Oklahoma	0/0/0	0	0	0	0	0	0
Oklahoma St.	0/0/0	0	0	0	0	0	0
Baylor	0/0/0	0	0	0	0	0	0
TCU	0/0/0	0	0	0	0	0	0
Texas Tech	0/0/0	0	0	0	0	0	0
Texas	0/0/0	0	0	0	0	0	0
Kansas	0/0/0	0	0	0	0	0	0
Iowa State	0/0/0	0	0	0	0	0	0
Kansas State	0/0/0	0	0	0	0	0	0

2015 Season-Game Bests

Unassisted Tackles.....3 vs. Georgia Southern
 Assisted Tackles.....1 vs. Georgia Southern
 Total Tackles.....4 vs. Georgia Southern
 Tackles For Loss.....1.0 vs. Liberty
 Sacks
 Forced Fumbles.....
 Fumble Recoveries.....
 Interceptions.....
 Pass Breakups

Career Highs

Unassisted Tackles.....5 vs. Texas A&M ('14)
 Assisted Tackles.....2 (4 times)
 Total Tackles.....7 vs. Texas A&M ('14)
 Tackles For Loss.....1.0 (3 times)
 Sacks.....
 Forced Fumbles.....1 vs. Oklahoma ('12)
 Fumble Recoveries.....
 Interceptions.....
 Pass Breakups1 at Maryland ('14)

Brown's Defensive Statistics

Year	GP	T/A/TT	TFL	Sacks	INT	PB	FF	FR
2015	3	7/1/8	0	0	0	0	0	0
2014	12	13/8/21	0	0	0	1	0	0
2013	4	1/2/3	0	0	0	0	0	0
2012	10	7/3/10	2/2	0	0	0	1	0
Totals	29	28/14/42	2/2	0	0	1	1	0



Isaiah BRUCE

Height: 6-1 | Weight: 238 | Class: Redshirt Senior
Last School: Providence | Hometown: Jacksonville, Fla.

2015 Notes

- ▶ Has played in 40 career games and started 20
- ▶ Posted one tackle vs. Maryland

2015 Game-By-Game

Opponent	UT/AT/TT	TFL	Sacks	FF	FR	INT	PBU
Ga. Southern	0/0/0	0	0	0	0	0	0
Liberty	0/0/0	0	0	0	0	0	0
Maryland	1/0/1	0	0	0	0	0	0
Oklahoma							
Oklahoma St.							
Baylor							
TCU							
Texas Tech							
Texas							
Kansas							
Iowa State							
Kansas State							

2015 Season-Game Bests

Unassisted Tackles.....1 vs. Maryland
 Assisted Tackles.....
 Total Tackles.....1 vs. Maryland
 Tackles For Loss.....
 Sacks
 Forced Fumbles.....
 Fumble Recoveries.....
 Interceptions.....
 Pass Breakups

Career Highs

Unassisted Tackles.....7 (3 times)
 Assisted Tackles.....9 vs. Marshall ('12)
 Total Tackles.....16 vs. Marshall ('12)
 Tackles For Loss.....2 (3 times)
 Sacks.....0.5 vs. JMU ('12)
 Forced Fumbles.....1 (3 times)
 Fumble Recoveries.....1 (4 times)
 Interceptions.....1 vs. TCU ('12), Syracuse ('12)
 Pass Breakups1 (4 times)

Bruce's Defensive Statistics

Year	GP	T/A/TT	TFL	Sacks	INT	PB	FF	FR
2015	3	1/0/1	0	0	0	0	0	0
2014	13	11/4/15	3.5/11	0	0	1	0	0
2013	11	26/17/43	5/18	0	0	0	3	2
2012	13	51/43/94	6.5/17	0.5/1	2/12	3	0	2
Totals	40	89/64/153	15.5/46	0.5/1	2/12	4	3	4



Terrell CHESTNUT

Height: 5-11 | Weight: 193 | Class: Redshirt Senior
Last School: Pottsgrove | Hometown: Pottstown, Pa.

2015 Notes

- ▶ Has played in 31 career games and started 18
- ▶ Ranks No. 35 nationally and No. 4 in the Big 12 with .33 .. forced fumbles per game and is No. 3 in the league with 0.3 interceptions per game
- ▶ Had an interception, forced a fumble and recorded two .. tackles with one TFL vs. Maryland
- ▶ Forced fumble against Maryland turned sure touchdown into touchback
- ▶ Posted three tackles and one pass breakup vs. Liberty
- ▶ Tied a career-high with five solo tackles vs. Ga. Southern

2015 Game-By-Game

Opponent	UT/AT/TT	TFL	Sacks	FF	FR	INT	PBU
Ga. Southern	5/0/5	0	0	0	0	0	0
Liberty	2/1/3	0	0	0	0	0	1
Maryland	2/0/2	1.0/2	0	1	0	1	0
Oklahoma							
Oklahoma St.							
Baylor							
TCU							
Texas Tech							
Texas							
Kansas							
Iowa State							
Kansas State							

2015 Season-Game Bests

Unassisted Tackles.....5 vs. Georgia Southern
 Assisted Tackles.....1 vs. Liberty
 Total Tackles.....5 vs. Georgia Southern
 Tackles For Loss.....1 vs. Maryland
 Sacks
 Forced Fumbles.....1 vs. Maryland
 Fumble Recoveries.....
 Interceptions.....1 vs. Maryland
 Pass Breakups1 vs. Liberty

Career Highs

Unassisted Tackles.....5, twice, MR: vs. Georgia Southern ('15)
 Assisted Tackles.....3 vs. Alabama ('14); at Maryland ('14)
 Total Tackles.....6 at Maryland ('14); vs. Oklahoma ('14)
 Tackles For Loss.....1 vs. Kansas ('12); vs. Maryland ('15)
 Sacks.....
 Forced Fumbles.....1, 3 times
 Fumble Recoveries.....1 vs. TCU ('14)
 Interceptions.....1 at Iowa State ('14); vs. Maryland ('15)
 Pass Breakups2 at Texas ('14); vs. Texas A&M ('14)

Chestnut's Defensive Statistics

Year	GP	T/A/TT	TFL	Sacks	INT	PB	FF	FR
2015	3	9/1/10	1/2	0	1	1	1	0
2014	12	25/10/35	0	0	1	7	0	1
2013	10	7/3/10	0	0	0	0	1	0
2012	6	3/3/6	1/4	0	0	2	0	0
Totals	31	44/17/61	2/6	0	2	10	2	1



KJDILLON

Height: 6-1 | **Weight:** 209 | **Class:** Senior
Last School: Apopka | **Hometown:** Apopka, Fla.

2015 Notes

- ▶ Has played in 38 career games and started 19
- ▶ Tied for No. 35 nationally, tied for No. 4 in the Big 12, with 0.33 fumbles forced
- ▶ Had an interception, one tackle for loss and one pass break up vs. Maryland
- ▶ Had four tackles, assisted on one tackle for loss and had one pass breakup vs. Georgia Southern

2015 Game-By-Game

Opponent	UT/AT/TT	TFL	Sacks	FF	FR	Int	PBU
Ga. Southern	2/2/4	0.5/1	0	0	0	0	1
Liberty	0/1/1	0	0	0	0	0	0
Maryland	1/0/1	1.0/5	0	0	0	1	1
Oklahoma							
Oklahoma St.							
Baylor							
TCU							
Texas Tech							
Texas							
Kansas							
Iowa State							
Kansas State							

2015 Season-Game Bests

Unassisted Tackles.....2 vs. Georgia Southern
 Assisted Tackles.....2 vs. Georgia Southern
 Total Tackles.....4 vs. Georgia Southern
 Tackles For Loss.....1, vs. Maryland
 Sacks0.5 vs. Towson
 Forced Fumbles.....1 at Texas Tech ('12)
 Fumble Recoveries.....1 vs. Maryland ('13)
 Interceptions.....1 (4 times)
 Pass Breakups2 (4 times)

Career Highs

Unassisted Tackles.....7 vs. Kansas State ('14)
 Assisted Tackles.....3 vs. JMU ('12)
 Total Tackles.....8 vs. Kansas State ('14)
 Tackles For Loss.....2.5 vs. Kansas State ('14)
 Sacks.....0.5 vs. Towson
 Forced Fumbles.....1 at Texas Tech ('12)
 Fumble Recoveries.....1 vs. Maryland ('13)
 Interceptions.....1 (4 times)
 Pass Breakups2 (4 times)

Dillon's Defensive Statistics

Year	GP	T/A/TT	TFL	Sacks	INT	PB	FF	FR
2015	3	3/3/6	1.5/2	0	1	2	0	0
2014	13	43/19/62	7.5/18	0.5/4	3	7	0	0
2013	9	23/5/28	3/8	0	0	6	0	1
2012	13	14/6/20	0	0	0	0	1	0
Totals	38	83/33/116	12/28	0.5/4	4	15	1	1



JarrodHARPER

Height: 6-1 | **Weight:** 211 | **Class:** Redshirt Senior
Last School: Mountain Ridge | **Hometown:** Frostburg, Md.

2015 Notes

- ▶ Has played in 28 career games
- ▶ Three tackles against Georgia Southern

2015 Game-By-Game

Opponent	UT/AT/TT	TFL	Sacks	FF	FR	Int	PBU
Ga. Southern	2/1/3	1.0/2	0	0	0	0	0
Liberty	0/0/0	0	0	0	0	0	0
Maryland	1/0/1	0	0	0	0	0	0
Oklahoma							
Oklahoma St.							
Baylor							
TCU							
Texas Tech							
Texas							
Kansas							
Iowa State							
Kansas State							

2015 Season-Game Bests

Unassisted Tackles.....2 vs. Georgia Southern
 Assisted Tackles.....1 vs. Georgia Southern
 Total Tackles.....3 vs. Georgia Southern
 Tackles For Loss.....1.0 vs. Georgia Southern
 Sacks0.5 vs. Towson
 Forced Fumbles.....1 at Kansas ('13)
 Fumble Recoveries.....1 at Kansas ('13)
 Interceptions.....1 at Kansas ('13)
 Pass Breakups1 at Kansas ('13)

Career Highs

Unassisted Tackles.....3 at Kansas ('13)
 Assisted Tackles.....2 at Kansas ('13)
 Total Tackles.....5 at Kansas ('13)
 Tackles For Loss.....1 vs. Towson ('14), vs. Ga. Southern ('15)
 Sacks1 vs. Towson ('14)
 Forced Fumbles.....1 at Kansas ('13)
 Fumble Recoveries.....1 at Kansas ('13)
 Interceptions.....1 at Kansas ('13)
 Pass Breakups1 at Kansas ('13)

Harper's Defensive Statistics

Year	GP	T/A/TT	TFL	Sacks	INT	PB	FF	FR
2015	3	3/1/4	1/2	0	0	0	0	0
2014	13	9/4/13	1/9	1/9	0	0	0	0
2013	12	6/4/10	0	0	0	0	1	0
Totals	28	18/9/27	2/11	1/9	0	0	1	0



KarlJOSEPH

Height: 5-11 | **Weight:** 200 | **Class:** Senior
Last School: Edgewater | **Hometown:** Orlando, Fla.

2015 Notes

- ▶ Has started all 41 games of his career
- ▶ Ranks No. 1 nationally with 1.3 interceptions per game, No. 16 nationally with one fumble recovered and is No. 32 in the NCAA, No. 2 in the Big 12 with 1.3 passes defended per game
- ▶ Ranks No. 32 nationally and tied for No. 2 in the Big 12 in passes defended (1.5 per game)
- ▶ Finished with four tackles, had an interception and one tackle for loss vs. Maryland
- ▶ Recorded three solo tackles against Liberty
- ▶ Named FWAA National Player of the Week for performance against Georgia Southern; also Jim Thorpe National and Big 12 Defensive Player of the Week
- ▶ Had a career-best three interceptions and led the team with eight tackles, seven solo vs. Georgia Southern
- ▶ First WVU player since 1994 to have three interceptions in a game and third all-time to have three in a quarter

2015 Game-By-Game

Opponent	UT/AT/TT	TFL	Sacks	FF	FR	Int	PBU
Ga. Southern	7/1/8	0	0	0	1	3/0	0
Liberty	3/0/3	0	0	0	0	0	0
Maryland	2/2/4	1.0/1	0	0	0	1	0
Oklahoma							
Oklahoma St.							
Baylor							
TCU							
Texas Tech							
Texas							
Kansas							
Iowa State							
Kansas State							

2015 Season-Game Bests

Unassisted Tackles.....7 vs. Georgia Southern
 Assisted Tackles.....1 vs. Georgia Southern
 Total Tackles.....8 vs. Georgia Southern
 Tackles For Loss.....1, vs. Maryland
 Sacks1 vs. Maryland
 Forced Fumbles.....2 (8 times)
 Fumble Recoveries.....1 vs. Georgia Southern
 Interceptions.....3 vs. Georgia Southern
 Pass Breakups3 vs. Georgia Southern ('15)

Career Highs

Unassisted Tackles.....12 at ISU ('12), at K-State ('13)
 Assisted Tackles.....7 vs. Alabama ('14)
 Total Tackles.....18 vs. Alabama ('14)
 Tackles For Loss.....2 (3 times)
 Sacks.....1 vs. Maryland ('12)
 Forced Fumbles.....1 (8 times)
 Fumble Recoveries.....1 (6 times)
 Interceptions.....3 vs. Georgia Southern ('15)
 Pass Breakups2 vs. Oklahoma State ('13), at Iowa State ('14)

Joseph's Defensive Statistics

Year	GP	T/A/TT	TFL	Sacks	INT	PB	FF	FR
2015	3	12/3/15	1.0/1	0	4/0	0	0	1
2014	13	62/30/92	4.5/11	0	0	1	3	0
2013	12	56/12/68	3/11	0	1/11	4	2	4
2012	13	76/28/104	7/25	1/12	2/22	6	3	1
Totals	41	206/73/279	14.5/48	1/12	7/33	11	8	6



Eric KINSEY

Height: 6-3 | Weight: 280 | Class: Senior
Last School: Miami Northwestern | Hometown: Miami, Fla.

2015 Notes

- ▶ Has played in 35 career games and started four
- ▶ Recorded three tackles and a pass breakup vs. Maryland
- ▶ Posted a career-best five tackles vs. Georgia Southern

2015 Game-By-Game

Opponent	UT/AT/TT	TFL	Sacks	FF	FR	Int	PBU
Ga. Southern	1/4/5	0.5/2	0	0	0	0	0
Liberty	0/0/0	0	0	0	0	0	0
Maryland	2/1/3	0	0	0	0	0	1
Oklahoma							
Oklahoma St.							
Baylor							
TCU							
Texas Tech							
Texas							
Kansas							
Iowa State							
Kansas State							

2015 Season-Game Bests

Unassisted Tackles.....	2 vs. Maryland
Assisted Tackles.....	4 vs. Georgia Southern
Total Tackles.....	5 vs. Georgia Southern
Tackles For Loss.....	0.5 vs. Georgia Southern
Sacks.....	
Forced Fumbles.....	
Fumble Recoveries.....	
Interceptions.....	
Pass Breakups.....	1 vs. Maryland

Career Highs

Unassisted Tackles.....	2 (5 times)
Assisted Tackles.....	4 vs. Georgia Southern ('15)
Total Tackles.....	5 vs. Georgia Southern ('15)
Tackles For Loss.....	1 (3 times)
Sacks.....	1 vs. Iowa State ('13)
Forced Fumbles.....	
Fumble Recoveries.....	
Interceptions.....	
Pass Breakups.....	1 (4 times)

Kinsey's Defensive Statistics

Year	GP	T/A/TT	TFL	Sacks	INT	PB	FF	FR
2015	3	3/5/8	0.5/2	0	0	1	0	0
2014	9	2/3/5	1/7	0	0	0	0	0
2013	10	8/7/15	3/8	1	0	1	0	0
2012	13	2/2/4	0	0	0	2	0	0
Totals	35	15/17/32	4.5/17	1	0	4	0	0



Nick KWIATKOSKI

Height: 6-2 | Weight: 238 | Class: Redshirt Senior
Last School: Bethel Park | Hometown: Bethel Park, Pa.

2015 Notes

- ▶ Has played in 38 career games and started 27
- ▶ Tied for No. 7 in the Big 12 with 5.0 solo tackles per game
- ▶ Ranks No. 19 in the Big 12 in tackles for loss
- ▶ Had four tackles, one for a loss, vs. Maryland
- ▶ Posted seven tackles, five solo with one tackle for loss for four yards vs. Liberty
- ▶ Had seven tackles and 1.5 tackles for loss vs. Georgia Southern

2015 Game-By-Game

Opponent	UT/AT/TT	TFL	Sacks	FF	FR	Int	PBU
Ga. Southern	5/2/7	1.5/7	0	0	0	0	0
Liberty	5/2/7	1.0/4	0	0	0	0	0
Maryland	4/0/4	1.0/1	0	0	0	0	0
Oklahoma							
Oklahoma St.							
Baylor							
TCU							
Texas Tech							
Texas							
Kansas							
Iowa State							
Kansas State							

2015 Season-Game Bests

Unassisted Tackles.....	5 vs. Georgia Southern, vs. Liberty
Assisted Tackles.....	2 vs. Georgia Southern, vs. Liberty
Total Tackles.....	7 vs. Georgia Southern, vs. Liberty
Tackles For Loss.....	1.5 vs. Georgia Southern
Sacks.....	
Forced Fumbles.....	
Fumble Recoveries.....	
Interceptions.....	
Pass Breakups.....	

Career Highs

Unassisted Tackles.....	10 at Maryland ('14)
Assisted Tackles.....	8 vs. Iowa State ('13)
Total Tackles.....	14 vs. Iowa State ('13)
Tackles For Loss.....	3 at Maryland ('14)
Sacks.....	1 vs. GSU ('13), at KSU ('13)
Forced Fumbles.....	1 vs. GSU ('13), at KSU ('13)
Fumble Recoveries.....	1 at Kansas ('13)
Interceptions.....	1 (3 times)
Pass Breakups.....	2 at Maryland ('14); at Iowa State ('14)

Kwiatkoski's Defensive Statistics

Year	GP	T/A/TT	TFL	Sacks	INT	PB	FF	FR
2015	3	14/4/18	3.5/12	0	0	0	0	0
2014	13	71/32/103	11.5/25	0.5	0	4	0	0
2013	10	54/32/86	6.5/20	2	3	0	2	1
2012	12	17/11/28	0	0	0	3	0	0
Totals	38	156/79/235	20.5/57	2.5	3	7	2	1



Noble NWACHUKWU

Height: 6-2 | Weight: 271 | Class: Redshirt Junior
Last School: Wylie | Hometown: Wylie, Texas

2015 Notes

- ▶ Has played in 25 career games and started 16
- ▶ Ranks No. 35 nationally and tied for No. 4 in the Big 12 with 0.33 forced fumbles per game
- ▶ Posted three tackles and a pass breakup vs. Maryland
- ▶ Recorded three tackles vs. Liberty
- ▶ Had one sack for a loss of four yards and forced a fumble vs. Georgia Southern

2015 Game-By-Game

Opponent	UT/AT/TT	TFL	Sacks	FF	FR	Int	PBU
Ga. Southern	1/0/1	1/4	1/4	1	0	0	0
Liberty	2/1/3	0	0	0	0	0	0
Maryland	3/0/3	0	0	0	0	0	1
Oklahoma							
Oklahoma St.							
Baylor							
TCU							
Texas Tech							
Texas							
Kansas							
Iowa State							
Kansas State							

2015 Season-Game Bests

Unassisted Tackles.....	3 vs. Maryland
Assisted Tackles.....	1 vs. Liberty
Total Tackles.....	3 vs. Liberty; vs. Maryland
Tackles For Loss.....	1 vs. Georgia Southern
Sacks.....	1 vs. Georgia Southern
Forced Fumbles.....	1 vs. Georgia Southern
Fumble Recoveries.....	
Interceptions.....	
Pass Breakups.....	1 vs. Maryland

Career Bests

Unassisted Tackles.....	4 at Texas ('14)
Assisted Tackles.....	5 vs. Alabama ('14)
Total Tackles.....	5 vs. Alabama ('14); at Texas ('14)
Tackles For Loss.....	2 at Texas ('14)
Sacks.....	1.5 vs. Texas A&M ('14)
Forced Fumbles.....	1 vs. Iowa St. ('13), vs. Ga. Southern ('15)
Fumble Recoveries.....	
Interceptions.....	
Pass Breakups.....	1 (4 times)

Nwachukwu's Defensive Statistics

Year	GP	T/A/TT	TFL	Sacks	INT	PB	FF	FR
2015	3	6/1/7	1/4	1/4	0	1	1	0
2014	13	21/13/34	8/30	2/16	0	4	0	0
2013	9	4/1/5	1/8	1/8	0	0	1	0
Totals	25	34/15/46	10/42	4/28	0	5	2	0



Shaq PETTEWAY

Height: 6-0 | **Weight:** 232 | **Class:** Redshirt Senior
Last School: Steubenville | **Hometown:** Stubenville, Ohio

2015 Notes

- ▶ Played in 41 career games and has four starts
- ▶ Had one sack and three tackles vs. Maryland
- ▶ Had three tackles, all solo, vs. Liberty
- ▶ Had four tackles vs. Georgia Southern

2015 Game-By-Game

Opponent	UT/AT/TT	TFL	Sacks	FF	FR	Int	PBU
Ga. Southern	2/2/4	0	0	0	0	0	0
Liberty	3/0/3	0	0	0	0	0	0
Maryland	2/1/3	1.0/7	1.0/7	0	0	0	0
Oklahoma							
Oklahoma St.							
Baylor							
TCU							
Texas Tech							
Texas							
Kansas							
Iowa State							
Kansas State							

2015 Season-Game Bests

Unassisted Tackles.....	3 vs. Liberty
Assisted Tackles.....	2 vs. Georgia Southern
Total Tackles.....	4 vs. Georgia Southern
Tackles For Loss.....	1 vs. Maryland
Sacks.....	1 vs. Maryland
Forced Fumbles.....	
Fumble Recoveries.....	
Interceptions.....	
Pass Breakups.....	

Career Bests

Unassisted Tackles.....	6 vs. TCU ('12)
Assisted Tackles.....	5 at Iowa State ('14)
Total Tackles.....	10 vs. TCU ('12)
Tackles For Loss.....	1.5 vs. TCU ('12)
Sacks.....	1.5 vs. TCU ('12)
Forced Fumbles.....	
Fumble Recoveries.....	
Pass Breakups.....	2 vs. Oklahoma ('12)

Petteway's Defensive Statistics

Year	GP	T/A/TT	TFL	Sacks	INT	PB	FF	FR
2015	3	7/3/10	1.0/7	1.0/7	0	0	0	0
2014	13	32/7/39	4/10	1/4	0	1	0	0
2012	13	26/16/42	4.5/17	1.5/14	0	3	0	0
2011	12	5/3/8	0	0	0	0	0	0
Totals	41	70/29/99	9.5/34	3.5/25	0	4	0	0



Kyle ROSE

Height: 6-4 | **Weight:** 295 | **Class:** Redshirt Senior
Last School: Centerville | **Hometown:** Centerville, Ohio

2015 Notes

- ▶ Has played in 41 career games and started 23
- ▶ Had six solo tackles vs. Liberty
- ▶ Posted six tackles, third on the team, vs. Georgia Southern

2015 Game-By-Game

Opponent	UT/AT/TT	TFL	Sacks	FF	FR	Int	PBU
Ga. Southern	3/3/6	0	0	0	0	0	0
Liberty	6/0/6	0	0	0	0	0	0
Maryland	1/0/1	0	0	0	0	0	0
Oklahoma							
Oklahoma St.							
Baylor							
TCU							
Texas Tech							
Texas							
Kansas							
Iowa State							
Kansas State							

2015 Season-Game Bests

Unassisted Tackles.....	6 vs. Liberty
Assisted Tackles.....	3 vs. Georgia Southern
Total Tackles.....	6 vs. Georgia Southern, vs. Liberty
Tackles For Loss.....	
Sacks.....	
Forced Fumbles.....	
Fumble Recoveries.....	
Interceptions.....	
Pass Breakups.....	

Career Highs

Unassisted Tackles.....	6 vs. Liberty ('15)
Assisted Tackles.....	5 at TCU ('13), vs. Iowa State ('13)
Total Tackles.....	7 at TCU ('13)
Tackles For Loss.....	2 at Oklahoma ('13)
Sacks.....	1 vs. Georgia State ('13)
Forced Fumbles.....	
Fumble Recoveries.....	1 vs. Texas ('13)
Interceptions.....	
Pass Breakups.....	1 (3 times)

Rose's Defensive Statistics

Year	GP	T/A/TT	TFL	Sacks	INT	PB	FF	FR
2015	3	10/3/13	0	0	0	0	0	0
2014	13	19/16/35	1/1	0	0	0	0	0
2013	12	29/20/49	8.5/31	1/7	0	1	0	1
2012	13	14/11/25	0	0	0	2	0	0
Totals	41	72/50/128	9.5/32	1/7	0	3	0	1



Rick RUMPH III

Height: 5-11 | **Weight:** 185 | **Class:** Senior
Last School: Mainland | **Hometown:** Daytona Beach, Fla.

2015 Notes

- ▶ Has played in 34 career games
- ▶ Posted two tackles vs. Maryland
- ▶ Notched his first tackle of the year vs. Liberty

2015 Game-By-Game

Opponent	UT/AT/TT	TFL	Sacks	FF	FR	Int	PBU
Ga. Southern	0/0/0	0	0	0	0	0	0
Liberty	1/0/1	0	0	0	0	0	0
Maryland	1/1/2	0	0	0	0	0	0
Oklahoma							
Oklahoma St.							
Baylor							
TCU							
Texas Tech							
Texas							
Kansas							
Iowa State							
Kansas State							

2015 Season-Game Bests

Unassisted Tackles.....	1 vs. Liberty; vs. Maryland
Assisted Tackles.....	1 vs. Maryland
Total Tackles.....	2 vs. Maryland
Tackles For Loss.....	
Sacks.....	
Forced Fumbles.....	
Fumble Recoveries.....	
Interceptions.....	
Pass Breakups.....	

Career Highs

Unassisted Tackles.....	6 vs. Baylor ('14)
Assisted Tackles.....	3 at Oklahoma ('13)
Total Tackles.....	6 vs. Baylor ('14)
Tackles For Loss.....	
Sacks.....	
Forced Fumbles.....	1 at Texas Tech ('12)
Fumble Recoveries.....	
Interceptions.....	1 vs. Kansas State ('14)
Pass Breakups.....	

Rumph's Defensive Statistics

Year	GP	T/A/TT	TFL	Sacks	INT	PB	FF	FR
2015	3	2/1/3	0	0	0	0	0	0
2014	13	17/5/22	0	0	1	0	0	0
2013	9	3/3/6	0	0	0	0	0	0
2012	9	6/3/9	0	0	0	0	0	1
Totals	33	28/12/40	0	0	1	0	0	1



Jeremy TYLER

Height: 5-11 | Weight: 206 | Class: Junior
Last School: Martin Luther King | Hometown: Lithonia, Ga.

2015 Notes

- ▶ Has played in 24 career games and started one
- ▶ Is No. 3 in the Big 12 with 0.3 interceptions per game
- ▶ Recorded first career interception vs. Maryland and returned it 19 yards
- ▶ Had four tackles vs. Georgia Southern

2015 Game-By-Game

Opponent	UT/AT/TT	TFL	Sacks	FF	FR	Int	PBU
Ga. Southern	3/1/4	0	0	0	0	0	0
Liberty	0/0/0	0	0	0	0	0	0
Maryland	0/0/0	0	0	0	0	1/19	0
Oklahoma							
Oklahoma St.							
Baylor							
TCU							
Texas Tech							
Texas							
Kansas							
Iowa State							
Kansas State							

2015 Season-Game Bests

Unassisted Tackles..... 3 vs. Georgia Southern
 Assisted Tackles..... 1 vs. Georgia Southern
 Total Tackles..... 4 vs. Georgia Southern
 Tackles For Loss.....
 Sacks
 Forced Fumbles.....
 Fumble Recoveries.....
 Interceptions..... 1 vs. Maryland
 Pass Breakups

Career Highs

Unassisted Tackles..... 7 vs. Iowa State ('13)
 Assisted Tackles..... 3 vs. Iowa State ('13)
 Total Tackles..... 10 vs. Iowa State ('13)
 Tackles For Loss..... 2.5 vs. Iowa State ('13)
 Sacks.....
 Forced Fumbles..... 1 vs. Iowa State ('13)
 Fumble Recoveries.....
 Interceptions..... 1 vs. Maryland ('15)
 Pass Breakups 1 vs. Iowa State ('13)

Tyler's Defensive Statistics

Year	GP	T/A/TT	TFL	Sacks	INT	PB	FF	FR
2015	3	3/1/4	0	0	1/19	0	0	0
2014	13	7/2/9	0	0	0	0	0	0
2013	8	12/5/17	3/8	0	0	1	1	0
Totals	24	22/8/30	3/8	0	1/19	1	1	0



Daryl WORLEY

Height: 6-2 | Weight: 202 | Class: Junior
Last School: William Penn Charter | Hometown: Philadelphia, Pa.

2015 Notes

- ▶ Has played in 25 career games and started 19
- ▶ Ranks No. 32 nationally and tied for No. 2 in the Big 12 with 1.3 passes defended per game and is tied for No. 3 in the Big 12 with 0.3 interceptions per game
- ▶ Had an interception and three tackles vs. Maryland
- ▶ Recorded three solo tackles and two pass breakups vs. Liberty

2015 Game-By-Game

Opponent	UT/AT/TT	TFL	Sacks	FF	FR	Int	PBU
Ga. Southern	1/0/1	0	0	0	0	0	1
Liberty	3/0/3	0	0	0	0	0	2
Maryland	3/0/3	0	0	0	0	1/0	0
Oklahoma							
Oklahoma St.							
Baylor							
TCU							
Texas Tech							
Texas							
Kansas							
Iowa State							
Kansas State							

2015 Season-Game Bests

Unassisted Tackles..... 3 vs. Liberty; vs. Maryland
 Assisted Tackles.....
 Total Tackles..... 3 vs. Liberty; vs. Maryland
 Tackles For Loss.....
 Sacks
 Forced Fumbles.....
 Fumble Recoveries.....
 Interceptions..... 1 vs. Maryland
 Pass Breakups 2 vs. Liberty

Career Bests

Unassisted Tackles..... 9 vs. Alabama ('14)
 Assisted Tackles..... 3 vs. Iowa State ('13)
 Total Tackles..... 11 vs. Alabama ('14)
 Tackles For Loss 1 (5 times)
 Sacks
 Forced Fumbles.....
 Fumble Recoveries.....
 Interceptions..... 1 (5 times)
 Pass Breakups 2 (3 times)

Worley's Defensive Statistics

Year	GP	T/A/TT	TFL	Sacks	INT	PB	FF	FR
2015	3	7/0/7	0	0	1/0	3	0	0
2014	11	44/8/52	4.5/13	0	3/13	4	0	0
2013	11	36/9/45	3/6	0	1/0	5	0	0
Totals	25	88/17/104	7.5/19	0	5/13	12	0	0



Josh LAMBERT

Height: 5-11 | Weight: 212 | Class: Redshirt Junior
Last School: Garland | Hometown: Garland, Texas

2015 Notes

- ▶ Three-year starter at kicker
- ▶ 2014 Lou Groza Award finalist
- ▶ Named 2014 All-American
- ▶ Holds the NCAA record for most FGs in a season of 40 yards or more (16), most games with multiple FGs (10) and most games with three or more FGs (6)
- ▶ Has made 53 career FGs and is tied for No. 3 on WVU's all-time list
- ▶ No. 5 in the conference and No. 64 nationally in FG percentage
- ▶ No. 1 in the Big 12 and No. 9 nationally in FGs made per game
- ▶ Tied for No. 1 in the Big 12 in total field goals made (6)
- ▶ No. 2 in the Big 12 overall scoring and No. 1 in Big 12 scoring by kickers. Ranks No. 18 in overall scoring nationally
- ▶ One FG vs. Maryland for 48 yards
- ▶ In game two vs Liberty, connected on two field goals
- ▶ Started 2015 with three field goals and 14 total points against Ga. Southern

2015 Game-By-Game

Opponent	FGM/A	Pct.	Lg	XP/A	Pts.
Ga. Southern	3/3	1.000	32	5/5	14
Liberty	2/3	.666	28	5/5	11
Maryland	1/3	.333	48	6/6	9
Oklahoma					
Oklahoma State					
Baylor					
TCU					
Texas Tech					
Texas					
Kansas					
Iowa State					
Kansas State					
Totals	6/9	.667	48	16/16	34

2015 FG SEQUENCE

	West Virginia
Georgia Southern	(26), (32), (22)
Liberty	(28), (25), 54
Maryland	51, (48), 44
Oklahoma	
Oklahoma State	
Baylor	
TCU	
Texas Tech	
Texas	
Kansas	
Iowa State	
Kansas State	

Numbers in parentheses indicate FG was made.

Lambert's Field Goals

Year	FG/A	Pct.	1/29	30/39	40/49	50+	Lg
2015	6/9	.677	4/4	1/1	1/2	0/2	48
2014	30/39	.769	8/8	6/7	12/19	4/5	55
2013	17/23	.739	6/6	5/6	5/6	1/5	50
Totals	53/71	.746	18/18	12/14	18/27	5/12	55

2015 Single-Game Bests

Field Goals Made 3 vs. Ga. Southern
Field Goals Attempted 3 vs. Ga. Southern, Liberty
Field Goal Percentage (min2) 1.000 vs. Ga. Southern
Longest Field Goal 32 vs. Ga. Southern
Extra Points Made 5 vs. Ga. Southern, Liberty
Extra Points Attempted 5 vs. Ga. Southern, Liberty

Career Bests

Field Goals Made 4 vs. Kansas '14
Field Goals Attempted 5 vs. OSU '13, Kansas '14
Field Goal Percentage (min 2) 1.000 vs. 9 times
Longest Field Goal 55 vs. Texas Tech '14
Extra Points Made 6 vs. Baylor '13
Extra Points Attempted 6 vs. Baylor '13
Consecutive Field Goals Made 10 in 2013
Consecutive Extra Points Made 68 (active from 2013-15)



Mike MOLINA

Height: 5-8 | Weight: 175 | Class: Redshirt Sophomore
Last School: Hurricane | Hometown: Hurricane, W.Va.f.

2015 Notes

- ▶ One kickoff vs. Liberty for 62 yards
- ▶ Three kickoffs in the opener vs. Georgia Southern for 195 yards and a 65.0 avg.

2015 Game-By-Game Kickoffs

Opponent	Kickoffs	Yards	Avg.	TB
Ga. Southern	3	195	65.0	2
Liberty	1	62	62.0	0
Maryland	0	0	0.0	0
Oklahoma				
Oklahoma State				
Baylor				
TCU				
Texas Tech				
Texas				
Kansas				
Iowa State				
Kansas State				
Totals:	4	257	63.5	2

Molina's Kickoff Statistics

Year	Kickoffs	Yards	Avg.	TB
2015	4	257	63.5	2



Nick O'TOOLE

Height: 6-3 | Weight: 216 | Class: Senior
Last School: Fullerton College | Hometown: Corona, Calif.

2015 Notes

- ▶ Named Academic All-Big 12 Second Team
- ▶ Ranks No. 2 in Big 12 punting and No. 16 nationally
- ▶ Long punt on the year is 65 yards vs. Ga. Southern
- ▶ Best punting average is 49.7 yards vs. Liberty
- ▶ Best kickoff average is 63.9 vs. Maryland
- ▶ Four punts vs. Maryland for an average of 45.2 yards, placing two punts inside the 20 with a long of 56 yards
- ▶ Converted a fake punt for 13 yards and a first down against Maryland on 4th-and-12
- ▶ Great day vs. Liberty with three punts for 149 yards, averaging 49.7 yards per kick with a long punt of 57 yards
- ▶ Game against Liberty included two punts downed inside the Flame three-yard line
- ▶ Four punts vs. Ga. Southern for 177 yards. Averaged 44.2 yards per punt and placed two punts inside the 20

2015 Game-By-Game Punting

Opponent	Punts	Yds	Avg.	Lg	TB	FC	50+	I-20
Ga. Southern	4	177	44.2	65	2	1	1	2
Liberty	3	149	49.7	57	0	0	1	2
Maryland	4	181	45.2	56	2	2	2	2
Oklahoma								
Oklahoma State								
Baylor								
TCU								
Texas Tech								
Texas								
Kansas								
Iowa State								
Kansas State								
Totals:	11	507	46.1	65	4	3	4	6

Career Bests

Most Punts 8 vs. 3 teams '13
Longest Punt 68 vs. Iowa State '13
Best Punting Average 56.0 vs. Iowa State '13
Punts Inside the 20-Yard Line 5 vs. Oklahoma St. '14
Punts of More Than 50-Yards 4 vs. Maryland, Texas '13
Most Kickoff Yards 447 vs. Maryland '15
Best Kickoff Average 63.9 vs. Maryland '15

O'Toole's Punting Statistics

Year	Punts	Yards	Avg.	Lg	TB	FC	50+	I-20
2015	11	507	46.1	65	4	3	4	6
2014	57	2,383	41.8	59	2	21	11	24
2013	73	3,218	44.1	68	5	23	26	22
Totals	141	6,108	43.3	68	11	47	41	52

O'Toole's Kickoff Statistics

Year	Kickoffs	Yards	Avg.	TB
2015	19	1,199	63.1	3



Skyler HOWARD

Karl JOSEPH

Game No. 1: West Virginia 44, Georgia Southern 0

MORGANTOWN, W.Va. (Sept 5, 2015) - Led by its veteran defense, West Virginia opened the 2015 season with an impressive, 44-0, shutout of Georgia Southern and its option offense.

The Eagles did not complete a pass until late in the third quarter and were held to just two completions and 29 yards through the air. Leading the Mountaineer defensive performance was senior Karl Joseph with three interceptions and a forced fumble to go along with a game high eight tackles.

For its part, the Mountaineer offense connected on big plays throughout the night and eventually broke the game open in the second half.

The scoring started fairly early in the first quarter on the game's opening possession. Much had been made in the preseason of West Virginia's young and talented receiving corps and the season's first touchdown went to a true freshman.

Finishing off a nine-play, 87-yard drive was quarterback Skyler Howard's 41-yard bomb to Jovon Durante, marking the freshman's first career catch.

West Virginia has an All-American kicker and Lou Groza finalist in junior Josh Lambert, and the Mountaineers put his leg to work for the rest of the first half.

Lambert was called on to attempt his first field goal of the season at the 7:59 mark, and he converted from 26-yards out, ending the scoring in the opening quarter in favor of WVU, 10-0.

Lambert's kicking leg came in handy again in the second quarter as his 32-yard field goal ended a 66-yard scoring drive, before his 22-yarder closed a 65-yard drive and gave the Mountaineers a 16-0 advantage at the half.

While West Virginia chalked up 319 yards of total offense in the first half, the Eagles had just 89 total yards but still only trailed by two scores.

That soon changed in the second half, as the WVU offense erupted for 28 points and the first half field goals turned in to second half touch-

downs.

Joseph's second interception set up running back Rushel Shell's six-yard touchdown run at the 9:06 mark of the third.

Howard then threw his second touchdown pass in the game at the 4:19 mark, when he found Shelton Gibson for a 26-yard scoring strike and a 30-0 Mountaineer advantage.

Joseph's third interception in the quarter led to West Virginia's next score early in the fourth. Howard found receiver Daikiel Shorts for a 26-yard pass, setting up Wendell Smallwood's 19-yard

scoring run on the very next play. The rushing score sealed an impressive 85-yard drive in just six plays, giving WVU a 37-0 lead.

The Mountaineers finished the game's scoring with 2:26 left, when backup quarterback William Crest Jr. marched the Mountaineers on a 10-play, 41-yard drive that ended with Crest's two-yard run.

Gibson and Durante both made their first starts for the Mountaineers and responded with 100-yard receiving efforts. Gibson had three catches for 130 yards and a score, while Durante finished with three receptions for 121 yards and a touchdown. Ironically, both long receptions by the two receivers went for 57 yards.

Howard was solid with 16 completions for 359 yards, and Wendell Smallwood led the rushing effort with 96 yards and a score. In addition to the play of Joseph, a preseason All-American, the WVU defense got a strong performance out of senior linebacker Nick Kwiatkoski with seven tackles and two TFL

Final totals for West Virginia stood at 185 yards rushing and 359 passing for 544 yards of total offense on just 66 plays for an average of 8.4 yards per play.

With the win, West Virginia recorded back-to-back shutouts in home openers and improved to 88-31-4 all-time in season openers and 31-4-1 in openers at Milan Puskar Stadium.

Scoring and Statistical Summary

	1	2	3	4	F
Ga. Southern	0	0	0	0	0
West Virginia.....	10	6	14	14	44

1st	WVU - Jovon Durante 41 pass from Skyler Howard (Josh Lambert kick)
	WVU - Lambert 26 FG
2nd	WVU - Lambert 32 FG
	WVU - Lambert 22 FG
3rd	WVU - Rushel Shell 6 rush (Lambert kick)
	WVU - Shelton Gibson 26 pass from Howard (Lambert kick)
4th	WVU - Wendell Smallwood 19 rush (Lambert kick)
	WVU - William Crest 2 rush (Lambert kick)

	GSU	WVU
First Downs	14	21
Rushes/Yards	57/195	40/185
Passing Yardage	29	359
Passes	2/13/4	16/26/0
Punts	5/232/46.4	4/177/44.2
Fumbles/Lost	2/1	1/0
Return Yardage	96	0
Penalties/Yards	1/15	5/37
Time of Possession	34:07	25:53

WVU RUSHING: Smallwood 11-96, Shell 8-42; WVU PASSING: Howard 16-25-0-359; WVU RECEIVING: Gibson 3-130, Durante 3-121; WVU TACKLES (TFL/QS): Joseph 8, Kwiatkoski 7 (2/0) Rose 6; WVU INTERCEPTIONS: Joseph (3), Askew Henry (1).

GSU RUSHING: Breida 17-70, Upshaw 16-64; GSU PASSING: Upshaw 2-13-4-29; GSU RECEIVING: Keaton 1-17, Johnson 1-12; GSU TACKLES (TFL/QS): Dobson 7, Jones 6, Gallon 6 (1/1), Williams 6 (1/0); GSU INTERCEPTIONS: None.

Attendance - 55,182



Al-Rasheed BENTON

Jovon DURANTE

Game No. 2: West Virginia 41, Liberty 17

MORGANTOWN, W.Va. (Sept 12, 2015) - West Virginia captured win No. 2 on the season with a 41-17 victory over Liberty at Milan Puskar Stadium.

The Mountaineers used a very efficient offense and solid defensive play to defeat the Flames. Efficiency came in the form of quarterback Skyler Howard who completed 21 passes on 26 attempts for 263 yards and three touchdowns.

Defensively, West Virginia shut out the Flames in the first half, giving the unit seven straight quarters of shutout football dating back to 2014. Punter Nick O'Toole also kept Liberty in poor field position for most of the game by pinning two punts inside the three-yard line and averaging almost 50 yards per punt.

The Mountaineer offense was able to march on the Flames in the first quarter with an 11-play and a 10-play drive that stalled in the red zone. Kicker Josh Lambert put the Mountaineers on the board at the 12:21 mark with a 28-yard field goal, followed by a 25-yarder at the 4:21 mark.

Leading 6-0 going in the second quarter, West Virginia finally turned drives into touchdowns to open up a 20-0 lead at the half.

Early in the second, Howard led the offense on a 71-yard drive that was highlighted by a 52-yard touchdown reception by receiver Shelton Gibson, upping the WVU advantage to 13-0.

Running back Wendell Smallwood closed out the scoring in the first half as he recovered his own fumble in the end zone for a West Virginia touchdown. Smallwood's run capped off an 11-play, 64-yard drive in 4:12. He gained four yards before fumbling and earned the additional yard by recovering the football in the end zone for the score.

West Virginia added another touchdown in the third quarter before the Liberty offense got on track and lit up its side of the board.

With 8:11 remaining in the third quarter, Howard again struck through the air with a 10-yard pass to Jovon Durante, putting the Mountaineers up 27-7.

Liberty came into the game with a highly touted offense and after missing three field goals in the first half, the Flames got on the board with 4:35 left in the quarter.

Quarterback Josh Woodrum ran the Flame offense well in the first half only to be kept off the board by the missed field goals. This time Woodrum connected on a seven-yard touchdown to Todd Macon, ending a 78-yard drive.

West Virginia answered the touchdown with one of its own with just 32 seconds left in the quarter. Howard tossed a four-yard pass to fullback Elijah

Wellman for WVU's sixth score on the day.

Early in the fourth, Liberty kicker John Lunsford finally connected on a field goal by hitting a 49-yarder, putting the Flames deficit at 34-10. Woodrum then struck with the deep pass by connecting with Zac Parker on a 60-yard scoring strike to put the score at 34-17 in favor of WVU.

The Mountaineers ended the scoring with just 3:36 left on Smallwood's five-yard rush.

Aside from the efficiency of Howard, West Virginia got good offensive numbers from Smallwood with two scores and 88 yards rushing. Howard added 68 yards rushing to go along with his strong passing totals, and Gibson finished with 81 yards receiving, followed by Daikiel Shorts with 78 yards.

On defense, linebackers Nick Kwiatkoski and Al-Rasheed Benton along with defensive back Dravon Askew-Henry all totaled seven tackles.

For Liberty, Woodrum passed for 280 yards, Desmond Rice rushed for 37 and Dante' Shells had 71 yards receiving to pace the offense. On the defensive side of the ball for the Flames, Nick Newman and Avery James combined for 19 tackles, three TFL and one sack.

Final totals showed West Virginia with 172 yards rushing and 313 through the air for 485 yards of offense. Liberty rushed for 92 yards and passed for 280 to total 372 yards.

With the win, WVU moves to 16-0 all-time against FCS schools.

Scoring and Statistical Summary

	1	2	3	4	F
Liberty	0	0	7	10	17
West Virginia.....	6	14	14	7	41

1st	WVU - Josh Lambert 28 FG WVU - Lambert 25 FG	
2nd	WVU - Shelton Gibson 52 pass from Skyler Howard (Lambert kick) WVU - Wendell Smallwood 0 fumble recovery (Lambert kick)	
3rd	WVU - Jovon Durante 10 pass from Howard (Lambert kick) LU - Todd Macon 7 rush (John Lunsford kick) WVU - Elijah Wellman 4 pass from Howard (Lambert kick)	
4th	WVU - Lunsford 49 FG LU - Zac Parker 60 pass from Josh Woodrum (Lunsford kick) WVU - Smallwood 5 rush (Lambert kick)	

	LU	WVU
First Downs	17	25
Rushes/Yards	28/92	45/172
Passing Yardage	280	313
Passes	21/33/0	27/32/0
Punts	4/155/38.8	3/149/49.7
Fumbles/Lost	1/0	1/0
Return Yardage	109	61
Penalties/Yards	4/26	6/58
Time of Possession	30:33	29:27

WVU RUSHING: Smallwood 15-88, Howard 12-68; WVU PASSING: Howard 21-26-0-263; WVU RECEIVING: Durante 7-60, Shorts 4-78, Jennings 4-28, Smallwood 4-24; WVU TACKLES (TFL/QS): Henry 7, Kwiatkoski 7 (1/0), Benton 7 (2/0), WVU INTERCEPTIONS: None.

LU RUSHING: Rice 11-37, Macon 8-31; LU PASSING: Woodrum 21-32-0-280; LU RECEIVING: Shells 4-71, Peterson 4-64; LU TACKLES (TFL/QS): Newman 10 (1/0), James 9 (2/1); LU INTERCEPTIONS: None.

Attendance - 52,899



West Virginia's 20-Yard Plays in 2015

Offense

- 57..... Gibson pass from Howard (Ga. Southern)
- 57..... Durante pass from Howard (Ga. Southern)
- 52/TD Gibson pass from Howard (Liberty)**
- 47..... Gibson pass from Howard (Ga. Southern)
- 41/TD Durante pass from Howard (Ga. Southern)**
- 41/TD Gibson pass from Howard (Maryland)**
- 34..... Howard rush (Liberty)
- 32..... Gibson pass from Howard (Maryland)
- 29..... Shorts pass from Howard (Liberty)
- 26/TD Gibson pass from Howard (Ga. Southern)**
- 26..... Shorts pass from Howard (Ga. Southern)
- 25..... Smallwood rush (Maryland)
- 23..... Durante pass from Howard (Ga. Southern)
- 23..... Marcellus pass from Crest (Liberty)
- 23..... Shell rush (Maryland)
- 22..... Smallwood rush (Maryland)

Defense

Special Teams

- 48/FG Lambert field goal (Maryland)**
- 32/FG Lambert field goal (Ga. Southern)**
- 28/FG Lambert field goal (Liberty)**
- 26/FG Lambert field goal (Ga. Southern)**
- 25/FG Lambert field goal (Liberty)**
- 25..... Gibson kickoff return (Liberty)
- 25..... Dillon kickoff return (Maryland)
- 22/FG Lambert field goal (Ga. Southern)**

West Virginia Opponent's 20-Yard Plays in 2015

Offense

- 60/TD **Parker pass from Woodrum (Liberty)**
- 55 Ross rush (Maryland)
- 46/TD **Davenport pass from Garman (Maryland)**
- 36 Shells pass from Woodrum (Liberty)
- 36 Ross rush (Maryland)
- 29 Rice rush (Liberty)
- 24 Edwards pass from Rowe (Maryland)
- 22 Upshaw rush (Ga. Southern)
- 21 Peterson pass from Woodrum (Liberty)

Defense

Special Teams

- 49/FG **Lunsford field goal (Liberty)**
- 27 Keaton kickoff return (Ga. Southern)
- 25 Abnar kickoff return (Liberty)
- 25 King kickoff return (Liberty)
- 22 King kickoff return (Liberty)
- 21 Abnar kickoff return (Liberty)
- 20 Likely kickoff return (Maryland)



West Virginia's 2015 Scoring Drives

Opponent	Plays	Yds	Time	Result
Ga. Southern	9	87	4:06	Durante 41 pass from Howard
Ga. Southern	5	60	1:00	Lambert 26 FG
Ga. Southern	5	66	1:02	Lambert 32 FG
Ga. Southern	7	65	2:24	Lambert 22 FG
Ga. Southern	3	28	0:49	Shell 6 rush
Ga. Southern	4	70	1:30	Gibson 26 pass from Howard
Ga. Southern	6	85	2:21	Smallwood 19 rush
Ga. Southern	10	41	5:21	Crest 2 rush
Liberty	11	64	2:39	Lambert 28 FG
Liberty	10	39	5:03	Lambert 25 FG
Liberty	4	71	1:15	Gibson 52 pass from Howard
Liberty	11	64	4:12	Smallwood 0 fumble recovery
Liberty	3	53	0:52	Durante 10 pass from Howard
Liberty	5	34	1:45	Wellman 4 pass from Howard
Liberty	12	75	4:59	Smallwood 5 rush
Maryland	7	61	2:32	Wellman 7 pass from Howard
Maryland	3	47	0:47	Smallwood 4 rush
Maryland	7	44	1:47	Gibson 15 pass from Howard
Maryland	5	80	1:38	Gibson 41 pass from Howard
Maryland	7	48	2:32	Shell 2 rush
Maryland	6	29	1:32	Lambert 48 FG
Maryland	10	51	3:40	Shorts 1 pass from Howard



West Virginia Opponents 2015 Scoring Drives

Opponent	Plays	Yds	Time	Result
Liberty	7	78	3:32	Macon 7 rush
Liberty	7	43	3:00	Lunsford 49 FG
Liberty	2	79	0:44	Parker 60 pass from Woodrum
Maryland	3	75	1:03	Davenport 46 pass from Garman



2015 Mountaineer ROSTER

No.	Name	Pos.	Ht.	Wt.	Cl.	Exp.	Hometown/High School/Previous College
1	Tyrek Cole	CB	5-10	160	Fr.	HS	Hallandale, Fla./Miramar
1	Shelton Gibson	WR	5-11	192	r-So.	1vl	Cleveland, Ohio/Cleveland Heights
2	Ka'Raun White	WR	6-1	198	r-So.	JC	Macungie, Pa./Lackawanna College/Emmaus
3	Skyler Howard	QB	6-0	206	Jr.	1vl	Fort Worth, Texas/Brewer/Riverside City College
3	Rick Rumph III	CB	5-11	185	Sr.	3vl	Daytona Beach, Fla./Mainland
4	Antonio Crawford	CB	5-10	190	Sr.	TR	Tampa, Fla./H.B. Plant/Miami
4	Wendell Smallwood	RB	5-11	202	Jr.	2vl	Wilmington, Del./Eastern Christian
5	Jovon Durante	WR	6-0	165	Fr.	HS	Hollywood, Fla./Miramar
5	Xavier Preston	LB	6-2	236	So.	1vl	Stuart, Fla./Jensen Beach
6	Dravon Askew-Henry	S	5-11	202	So.	1vl	Aliquippa, Pa./Aliquippa
6	Daikiel Shorts Jr.	WR	6-1	201	Jr.	2vl	Clayton, N.J./Eastern Christian
7	Rushel Shell	RB	5-10	224	r-Jr.	1vl	Hopewell, Pa./Hopewell/Pitt
7	Daryl Worley	CB	6-1	202	Jr.	2vl	Philadelphia, Pa./William Penn Charter
8	Karl Joseph	S	5-11	200	Sr.	3vl	Orlando, Fla./Edgewater
8	Donte Thomas-Williams	RB	6-1	218	r-Fr.	SQ	Durham, N.C./Hillside
9	KJ Dillon	S	6-1	209	Sr.	3vl	Apopka, Fla./Apopka
9	James Whittaker	QB	5-10	195	Fr.	HS	Roswell, Ga./Roswell
10	Jordan Thompson	WR	5-7	175	Sr.	3vl	Katy, Texas/Katy
12	Khairi Sharif	CB	5-8	182	r-Jr.	SQ	Houston, Texas/Bellaire/Cisco JC
11	Chris Chugunov	QB	6-1	201	Fr.	HS	Skillman, N.J./Montgomery
12	Gary Jennings	WR	6-1	206	Fr.	HS	Stafford, Va./Colonial Forge
13	Rasul Douglas	CB	6-2	190	Jr.	JC	East Orange, N.J./ East Orange/Nassau CC
14	Nana Kyeremeh	CB	5-11	192	r-Jr.	1vl	Worthington, Ohio/Thomas Worthington
15	Billy Kinney	K/P	6-4	206	r-Fr.	SQ	Morgantown, W.Va./University
15	David Sills	QB	6-3	202	Fr.	HS	Wilmington, Del./Eastern Christian
16	Terrell Chestnut	CB	5-11	193	r-Sr.	3vl	Pottstown, Pa./Pottsgrove
16	William Crest Jr.	QB	6-2	212	r-Fr.	SQ	Baltimore, Md./Dunbar
17	Al-Rasheed Benton	LB	6-1	235	r-So.	1vl	Newark, N.J./Shabazz
18	Marvin Gross Jr.	LB	6-2	212	r-So.	1vl	Baltimore, Md./Dunbar
18	Austin Hensley	QB	6-1	200	r-Fr.	SQ	Hurricane, W.Va./Hurricane
19	KJ Myers	WR	6-2	197	r-Sr.	2vl	Jacksonville, Fla./First Coast
19	Brandan Rivers	S	6-0	187	r-Fr.	SQ	Hubbard, Ohio/Hubbard
20	D.L. Knock	WR	5-8	188	Fr.	HS	Springboro, Ohio/Springboro
20	Edward Muldrow III	LB	6-3	210	Sr.	1vl	Snellville, Ga./South Gwinnett/Copiah-Lincoln CC
22	Jarrod Harper	S	6-1	211	r-Jr.	2vl	Frostburg, Md./Mountain Ridge
22	Brady Watson	RB	5-7	198	Fr.	HS	Ridgeley, W.Va./Frankfort
23	Jordan Adams	CB	6-0	172	Fr.	HS	Reisterstown, Md./Franklin
23	Jacky Marcellus	RB	5-8	182	r-So.	SQ	Immokalee, Fla./Immokalee
24	Jeremy Tyler	S	5-11	206	Jr.	2vl	Lithonia, Ga./Martin Luther King
25	Mark Shaver	S	5-9	172	r-So.	TR	Huntington, W.Va./Huntington/Marshall
26	DaeJuan Funderburk	S	6-1	194	r-Fr.	SQ	Washington, D.C./Friendship Collegiate
27	Sean Walters	LB	6-2	226	r-Jr.	1vl	Hollywood, Fla./Hallandale
28	David Long	LB	5-11	228	Fr.	HS	Cincinnati, Ohio/Winton Woods
28	Elijah Wellman	RB	6-2	234	r-So.	1vl	Huntington, W.Va./Spring Valley
28	Dayron Wilson	S	5-10	202	r-Sr.	SQ	Woodbridge, Va./Garfield/Lackawanna College
29	Deonte Glover	RB	5-10	206	Fr.	HS	Inwood, W.Va./Musselman
30	Justin Arndt	LB	5-11	210	r-Jr.	2vl	Martinsburg, W.Va./Martinsburg
31	Isaiah Bruce	LB	6-1	238	r-Sr.	3vl	Jacksonville, Fla./Providence
33	Deamonte Lindsay	S	6-2	190	Fr.	HS	Martinsburg, W.Va./Martinsburg
34	Chris Parry	WR	5-9	175	r-Fr.	SQ	Niles, Ohio/Niles
35	Nick Kwiatkoski	LB	6-2	238	r-Sr.	3vl	Bethel Park, Pa./Bethel Park
36	Shaq Petteway	LB	6-0	232	r-Sr.	3vl	Steubenville, Ohio/Steubenville
37	Kevin Williams	S	5-11	192	Fr.	HS	Pompano Beach, Fla./Blanche Ely
38	Shane Commodore	S	6-0	208	r-So.	SQ	Morgantown, W.Va./Morgantown

2015 Mountaineer ROSTER

No.	Name	Pos.	Ht.	Wt.	Cl.	Exp.	Hometown/High School/Previous College
39	Brent Osborne	S	6-0	216	Fr.	HS	Beckley, W.Va./Woodrow Wilson
41	Alex Brooks	LB	5-11	230	r-So.	SQ	Cleveland, Ohio/Mayfield
42	Jared Barber	LB	6-0	232	r-Sr.	3vl	Mocksville, N.C./Davie
44	Hodari Christian	LB	6-0	229	r-So.	SQ	McKeesport, Pa./McKeesport
45	Eric Kinsey	DL	6-3	280	Sr.	3vl	Miami, Fla./Miami Northwestern
46	Ross Harvey	LB	5-8	218	Fr.	HS	Weston, W.Va./Lewis County
46	Nick Meadows	LS	5-11	232	r-So.	SQ	Williamstown, W.Va./Williamstown
47	Shae Campbell	S	5-11	209	Fr.	HS	Morgantown, W.Va./Morgantown
47	Michael Ferns	TE/FB	6-3	240	r-Fr.	TR	St. Clairsville, Ohio/Michigan
48	R.C. Brunstetter	LS	6-3	218	r-Fr.	TR	Mocksville, N.C./Davie
48	Mike Molina	K	5-8	176	r-So.	SQ	Hurricane, W.Va./Hurricane
49	Darrien Howard	DL	6-1	300	Jr.	2vl	Dayton, Ohio/Chaminade-Julienne
50	Troy Lilly	LB	6-0	211	Fr.	HS	Beckley, W.Va./Woodrow Wilson
52	Max Chefren	LB	6-1	194	Fr.	HS	Parkersburg, W.Va./Parkersburg
53	Colton McKivitz	OL	6-6	293	Fr.	HS	Jacobsburg, Ohio/Union Local
54	Jah'Shaun Seider	OL	6-2	298	Fr.	HS	Belle Glade, Fla./Glades Central
55	Yodny Cajuste	OL	6-5	295	r-Fr.	SQ	Miami, Fla./Miramar
56	Grant Lingafelter	OL	6-5	314	r-So.	SQ	Chagrin Falls, Ohio/Chagrin Falls
57	Adam Pankey	OL	6-5	312	r-Jr.	2vl	Hamilton, Ohio/Hamilton
58	Amanii Brown	OL	6-5	292	r-Fr.	SQ	Morgantown, W.Va./Morgantown
59	Stone Underwood	OL	6-4	298	r-Sr.	SQ	Brookhaven, Miss./Brookhaven/Copiah-Lincoln CC
60	Bradley Knotts	OL	6-3	295	Fr.	HS	Ripley, W.Va./Ripley
62	Kyle Bosch	OL	6-5	310	r-So.	TR	St. Charles, Ill./St. Francis/Michigan
65	Tyler Orlosky	OL	6-4	296	r-Jr.	2vl	Cleveland, Ohio/St. Edward
66	Jonathan Haynes	OL	6-5	310	r-Fr.	SQ	Bowie, Md./Annapolis Area Christian
67	Alec Shriner	DL	6-4	298	Fr.	HS	Oviedo, Fla./Oviedo
68	Dontae Angus	OL	6-5	322	r-Fr.	SQ	Philadelphia, Pa./Martin Luther King
70	Tony Matteo	OL	6-4	294	r-Jr.	1vl	Clinton, Ohio/Manchester
71	Rob Dowdy	OL	6-4	280	Fr.	HS	Westerville, Ohio/Westerville South
72	Brendan Willis	OL	6-2	280	r-So.	SQ	Centreville, Va./Centreville
74	Sylvester Townes	OL	6-6	302	r-Jr.	SQ	Memphis, Tenn./Germantown/Coahoma CC
77	Marcell Lazard	OL	6-5	306	r-So.	SQ	Bloomfield, N.J./Bloomfield
78	Marquis Lucas	OL	6-4	315	r-Sr.	2vl	Miami, Fla./Miami Central
79	Matt Jones	OL	6-3	320	Fr.	HS	Hubbard, Ohio/Hubbard
81	Vernon Davis Jr.	WR	5-10	170	r-Jr.	1vl	Miami, Fla./Coral Reef/Miami
82	Devonte Mathis	WR	6-1	209	r-Jr.	1vl	Miami, Fla./Miramar
84	Lamar Parker	WR	5-8	166	r-Fr.	SQ	Miami, Fla./Booker T. Washington
85	Ricky Rogers	WR	6-1	202	r-Fr.	SQ	Monroeville, Pa./Gateway
86	Josh Lambert	K	5-11	212	r-Jr.	2vl	Garland, Texas/Garland
86	Matt Vucelik	TE/FB	5-11	230	Fr.	HS	McMechen, W.Va./Bishop Donahue
87	John DePalma	LS	6-6	252	Sr.	3vl	Cumming, Ga./Pinecrest Academy
87	Stone Wolfley	TE/FB	6-4	245	Fr.	HS	Morgantown, W.Va./Morgantown
88	Cody Clay	TE/FB	6-4	262	r-Sr.	3vl	Alum Creek, W.Va./George Washington
88	Adam Shuler II	DL	6-4	269	Fr.	HS	Longwood, Fla./Lyman
89	Darren Arndt	TE/FB	6-3	244	r-Sr.	SQ	Martinsburg, W.Va./Martinsburg
89	D.J. Carozza	DL	5-11	295	r-So.	SQ	Parkersburg, W.Va./Parkersburg
90	Larry Jefferson	DL	6-5	228	Jr.	JC	College Park, Ga./Banneker/Itawamba CC
91	Nick O'Toole	P	6-3	216	Sr.	2vl	Corona, Calif./Mater Dei/Fullerton College
92	Jon Lewis	DL	6-3	270	r-So.	SQ	Morgantown, W.Va./University
93	Kyle Rose	DL	6-4	295	r-Sr.	3vl	Centerville, Ohio/Centerville
94	C.J. Maduwesi	DL	6-9	240	r-Jr.	SQ	Bronx, N.Y./Chrisland
95	Christian Brown	DL	6-2	290	r-Jr.	2vl	Fort Myers, Fla./Bridgeton
96	Jaleel Fields	DL	6-1	286	r-Fr.	SQ	Aliquippa, Pa./Aliquippa
97	Noble Nwachukwu	DL	6-2	271	r-Jr.	2vl	Wylie, Texas/Wylie
99	Xavier Pegues	DL	6-2	286	Jr.	JC	Oxford, Miss./Oxford/Itawamba CC

The Automated ScoreBook
 West Virginia Game Results (as of Sep 26, 2015)
 All games

Date	Opponent	Score	Overall Record	Conference Record	Time	Attend
----	-----	-----	-----	-----	----	-----
Sep 5, 2015	GEORGIA SOUTHERN	W 44-0	1- 0- 0	0- 0- 0	3:12	55182
Sep 12, 2015	LIBERTY	W 41-17	2- 0- 0	0- 0- 0	3:06	52899
Sep 26, 2015	MARYLAND	W 45-6	3- 0- 0	0- 0- 0	3:29	61174

* indicates conference game

Opponent	Score	-----FIRST DOWNS-----				---RUSHING---		-----PASSING-----			--TOTAL OFFENSE--		Return Yards	Turn-Overs
		Total	Rush	Pass	Pen	Number-Yards	Comp-Att-Int	Yards	Plays-Yards	Plays-Yards				
-----	-----	--/--	--/--	--/--	--/--	-----/-----	-----/-----	--/--	----- / -----	----- / -----	--/--	--/--		
GEORGIA SOUTHERN....	44-0	21/14	10/11	11/2	0/1	40-185 / 57-195	16-26- 0 / 2-13- 4	359/29	66-544 / 70-224	0/96	0/5			
LIBERTY.....	41-17	25/17	9/2	15/12	1/3	45-172 / 28-92	27-32- 0 / 21-33- 0	313/280	77-485 / 61-372	61/109	0/0			
MARYLAND.....	45-6	37/14	15/4	16/7	6/3	59-304 / 29-173	23-37- 1 / 14-36- 5	297/153	96-601 / 65-326	61/81	2/6			
Totals.....	130-23	83/45	34/17	42/21	7/7	144-661 /114-460	66-95- 1 / 37-82- 9	969/462	239-1630/ 196-922	122/286	2/11			

Note: Game totals are displayed in the format TEAM/OPPONENT for each category

The Automated ScoreBook
West Virginia Overall Team Statistics (as of Sep 26, 2015)
All games

Team Statistics	WVU	OPP
SCORING	130	23
Points Per Game	43.3	7.7
Points Off Turnovers	24	0
FIRST DOWNS	83	45
Rushing	34	17
Passing	42	21
Penalty	7	7
RUSHING YARDAGE	661	460
Yards gained rushing	756	522
Yards lost rushing	95	62
Rushing Attempts	144	114
Average Per Rush	4.6	4.0
Average Per Game	220.3	153.3
TDs Rushing	7	1
PASSING YARDAGE	969	462
Comp-Att-Int	66-95-1	37-82-9
Average Per Pass	10.2	5.6
Average Per Catch	14.7	12.5
Average Per Game	323.0	154.0
TDs Passing	9	2
TOTAL OFFENSE	1630	922
Total Plays	239	196
Average Per Play	6.8	4.7
Average Per Game	543.3	307.3
KICK RETURNS: #-Yards	3-51	14-267
PUNT RETURNS: #-Yards	5-55	1-3
INT RETURNS: #-Yards	9-16	1-16
KICK RETURN AVERAGE	17.0	19.1
PUNT RETURN AVERAGE	11.0	3.0
INT RETURN AVERAGE	1.8	16.0
FUMBLES-LOST	4-1	4-2
PENALTIES-Yards	21-219	15-141
Average Per Game	73.0	47.0
PUNTS-Yards	11-507	16-660
Average Per Punt	46.1	41.2
Net punt average	38.5	35.3
KICKOFFS-Yards	24-1521	7-439
Average Per Kick	63.4	62.7
Net kick average	42.9	41.1
TIME OF POSSESSION/Game	30:38	29:22
3RD-DOWN Conversions	20/41	12/42
3rd-Down Pct	49%	29%
4TH-DOWN Conversions	2/3	0/7
4th-Down Pct	67%	0%
SACKS BY-Yards	4-24	7-73
MISC YARDS	0	0
TOUCHDOWNS SCORED	16	3
FIELD GOALS-ATTEMPTS	6-9	1-4
ON-SIDE KICKS	0-0	0-0
RED-ZONE SCORES	(17-19) 89%	(1-3) 33%
RED-ZONE TOUCHDOWNS	(12-19) 63%	(1-3) 33%
PAT-ATTEMPTS	(16-16) 100%	(2-2) 100%
ATTENDANCE	169255	0
Games/Avg Per Game	3/56418	0/0
Neutral Site Games		0/0

Score by Quarters	1st	2nd	3rd	4th	OT	Total
West Virginia	37	37	28	28	0	130
Opponents	0	0	7	16	0	23

The Automated ScoreBook
West Virginia Overall Individual Statistics (as of Sep 26, 2015)
All games

<u>Rushing</u>	<u>gp</u>	<u>att</u>	<u>gain</u>	<u>loss</u>	<u>net</u>	<u>avg</u>	<u>td</u>	<u>lg</u>	<u>avg/g</u>
Smallwood, Wendell	3	48	334	3	331	6.9	4	25	110.3
Shell, Rushel	3	34	148	2	146	4.3	2	23	48.7
Howard, Skyler	3	33	153	65	88	2.7	0	34	29.3
Thomas-Williams, D.	3	11	37	0	37	3.4	0	12	12.3
Crest, William	3	12	54	18	36	3.0	1	17	12.0
O'Toole, Nick	3	1	13	0	13	13.0	0	13	4.3
Marcellus, Jacky	2	4	17	4	13	3.2	0	8	6.5
TEAM	3	1	0	3	-3	-3.0	0	0	-1.0
Total	3	144	756	95	661	4.6	7	34	220.3
Opponents	3	114	522	62	460	4.0	1	55	153.3

<u>Passing</u>	<u>gp</u>	<u>effic</u>	<u>comp-att-int</u>	<u>pct</u>	<u>yds</u>	<u>td</u>	<u>lg</u>	<u>avg/g</u>
Howard, Skyler	3	193.62	58-84-1	69.0	916	9	57	305.3
Crest, William	3	113.20	8-11-0	72.7	53	0	23	17.7
Total	3	184.31	66-95-1	69.5	969	9	57	323.0
Opponents	3	78.55	37-82-9	45.1	462	2	60	154.0

<u>Receiving</u>	<u>gp</u>	<u>no.</u>	<u>yds</u>	<u>avg</u>	<u>td</u>	<u>lg</u>	<u>avg/g</u>
Gibson, Shelton	3	12	329	27.4	4	57	109.7
Shorts, Daikiel	3	11	183	16.6	1	29	61.0
Durante, Jovon	3	11	182	16.5	2	57	60.7
Smallwood, Wendell	3	10	70	7.0	0	13	23.3
Thompson, Jordan	3	6	72	12.0	0	17	24.0
Jennings, Gary	3	4	28	7.0	0	11	9.3
Mathis, Devonte	3	4	24	6.0	0	13	8.0
Shell, Rushel	3	3	44	14.7	0	16	14.7
Wellman, Elijah	3	2	11	5.5	2	7	3.7
Marcellus, Jacky	2	1	23	23.0	0	23	11.5
Myers, KJ	3	1	7	7.0	0	7	2.3
Underwood, Stone	3	1	-4	-4.0	0	0	-1.3
Total	3	66	969	14.7	9	57	323.0
Opponents	3	37	462	12.5	2	60	154.0

<u>Punt Returns</u>	<u>no.</u>	<u>yds</u>	<u>avg</u>	<u>td</u>	<u>lg</u>
Dillon, KJ	3	32	10.7	0	19
Jennings, Gary	2	23	11.5	0	15
Total	5	55	11.0	0	19
Opponents	1	3	3.0	0	3

<u>Interceptions</u>	<u>no.</u>	<u>yds</u>	<u>avg</u>	<u>td</u>	<u>lg</u>
Joseph, Karl	4	0	0.0	0	0
Tyler, Jeremy	1	16	16.0	0	16
Askew-Henry, Dravon	1	0	0.0	0	0
Dillon, KJ	1	0	0.0	0	0
Chestnut, Terrell	1	0	0.0	0	0
Worley, Daryl	1	0	0.0	0	0
Total	9	16	1.8	0	16
Opponents	1	16	16.0	0	16

<u>Kick Returns</u>	<u>no.</u>	<u>yds</u>	<u>avg</u>	<u>td</u>	<u>lg</u>
Dillon, KJ	2	26	13.0	0	25
Gibson, Shelton	1	25	25.0	0	25
Total	3	51	17.0	0	25
Opponents	14	267	19.1	0	27

<u>Fumble Returns</u>	<u>no.</u>	<u>yds</u>	<u>avg</u>	<u>td</u>	<u>lg</u>
Total	0	0	0.0	0	0
Opponents	0	0	0.0	0	0

The Automated ScoreBook
West Virginia Overall Individual Statistics (as of Sep 26, 2015)
All games

Scoring	td	fg	PAT				dpx	saf	pts
			kick	rush	rcv	pass			
Lambert, Josh	-	6-9	16-16	-	-	-	-	-	34
Smallwood, Wendell	4	-	-	-	-	-	-	-	24
Gibson, Shelton	4	-	-	-	-	-	-	-	24
Shell, Rushel	2	-	-	-	-	-	-	-	12
Wellman, Elijah	2	-	-	-	-	-	-	-	12
Durante, Jovon	2	-	-	-	-	-	-	-	12
Crest, William	1	-	-	-	-	-	-	-	6
Shorts, Daikiel	1	-	-	-	-	-	-	-	6
Total	16	6-9	16-16	-	-	-	-	-	130
Opponents	3	1-4	2-2	0-1	-	-	-	-	23

Total Offense	g	plays	rush	pass	total	avg/g
Howard, Skyler	3	117	88	916	1004	334.7
Smallwood, Wendell	3	48	331	0	331	110.3
Shell, Rushel	3	34	146	0	146	48.7
Crest, William	3	23	36	53	89	29.7
Thomas-Williams, D.	3	11	37	0	37	12.3
O'Toole, Nick	3	1	13	0	13	4.3
Marcellus, Jacky	2	4	13	0	13	6.5
TEAM	3	1	-3	0	-3	-1.0
Total	3	239	661	969	1630	543.3
Opponents	3	196	460	462	922	307.3

Field Goals	fg	pct.	01-19	20-29	30-39	40-49	50-99	lg	blk
Lambert, Josh	6-9	66.7	0-0	4-4	1-1	1-2	0-2	48	1

FG Sequence	West Virginia	Opponents
Georgia Southern	(26),(32),(22)	-
Liberty	(28),(25),54	46,52,31,(49)
Maryland	51,(48),44	-

Numbers in (parentheses) indicate field goal was made.

Punting	no.	yds	avg	lg	tb	fc	i20	50+	blk
O'Toole, Nick	11	507	46.1	65	4	3	6	4	0
Total	11	507	46.1	65	4	3	6	4	0
Opponents	16	660	41.2	55	2	0	2	1	0

Kickoffs	no.	yds	avg	tb	ob	retn	net	ydln
O'Toole, Nick	19	1199	63.1	7	1			
Molina, Mike	5	322	64.4	2	0			
Total	24	1521	63.4	9	1	19.1	42.9	22
Opponents	7	439	62.7	4	0	17.0	41.1	23

The Automated ScoreBook
West Virginia Overall Individual Statistics (as of Sep 26, 2015)
All games

<u>All Purpose</u>	<u>g</u>	<u>rush</u>	<u>rcv</u>	<u>pr</u>	<u>kr</u>	<u>ir</u>	<u>total</u>	<u>avg/g</u>
Smallwood, Wen	3	331	70	0	0	0	401	133.7
Gibson, Shelton	3	0	329	0	25	0	354	118.0
Shell, Rushel	3	146	44	0	0	0	190	63.3
Shorts, Daikiel	3	0	183	0	0	0	183	61.0
Durante, Jovon	3	0	182	0	0	0	182	60.7
Howard, Skyler	3	88	0	0	0	0	88	29.3
Thompson, Jord	3	0	72	0	0	0	72	24.0
Dillon, KJ	3	0	0	32	26	0	58	19.3
Jennings, Gary	3	0	28	23	0	0	51	17.0
Thomas-William	3	37	0	0	0	0	37	12.3
Crest, William	3	36	0	0	0	0	36	12.0
Marcellus, Jacky	2	13	23	0	0	0	36	18.0
Mathis, Devonte	3	0	24	0	0	0	24	8.0
Tyler, Jeremy	3	0	0	0	0	16	16	5.3
O'Toole, Nick	3	13	0	0	0	0	13	4.3
Wellman, Elijah	3	0	11	0	0	0	11	3.7
Myers, KJ	3	0	7	0	0	0	7	2.3
TEAM	3	-3	0	0	0	0	-3	-1.0
Underwood, Sto	3	0	-4	0	0	0	-4	-1.3
Total	3	661	969	55	51	16	1752	584.0
Opponents	3	460	462	3	267	16	1208	402.7

The Automated ScoreBook
 West Virginia Overall Defensive Statistics (as of Sep 26, 2015)
 All games

##	Defensive Leaders	gp	Tackles			tfl/yds	Sacks no-yds	Pass defense			Fumbles		blkd	
			ua	a	tot			int-yds	brup	qbh	rcv-yds	ff	kick	saf
35	Kwiatkoski, Nick	3	14	4	18	3.5-12	
8D	Joseph, Karl	3	12	3	15	1.0-1	.	4-0	.	.	1-0	.	.	
93	Rose, Kyle	3	10	3	13	
17	Benton, Al-Rasheed	3	9	3	12	4.0-8	
6D	Askew-Henry, Dravon	3	10	2	12	0.5-1	.	1-0	
36	Petteway, Shaq	3	7	3	10	1.0-7	1.0-7	.	.	1	.	.	.	
16	Chestnut, Terrell	3	9	1	10	1.0-2	.	1-0	1	.	.	1	.	
42	Barber, Jared	2	6	2	8	2.5-6	.	.	.	1	.	.	.	
95	Brown, Christian	3	7	1	8	1.0-2	
45	Kinsey, Eric	3	3	5	8	0.5-2	.	.	1	
7D	Worley, Daryl	3	7	.	7	.	.	1-0	3	
97	Nwachukwu, Noble	3	6	1	7	1.0-4	1.0-4	.	1	.	.	1	.	
9	Dillon, KJ	3	4	3	7	2.5-12	.	1-0	2	.	.	1	.	
27	Walters, Sean	3	5	.	5	1.0-10	1.0-10	
18	Gross, Marvin	3	4	.	4	
49	Howard, Darrien	3	3	1	4	1.0-3	1.0-3	.	1	
22	Harper, Jarrod	3	3	1	4	1.0-2	
24	Tyler, Jeremy	3	3	1	4	.	.	1-16	
3D	Rumph, Rick	3	2	1	3	
5D	Preston, Xavier	3	1	2	3	1	.	.	.	
30	Arndt, Justin	3	2	1	3	
92	Lewis, Jon	2	1	2	3	
44	Christian, Hodari	2	2	.	2	
90	Jefferson, Larry	3	1	1	2	
20	Muldrow, Edward	2	2	.	2	1.0-3	
31	Bruce, Isaiah	3	1	.	1	
14	Kyeremeh, Nana	3	.	1	1	0.5-1	
96	Fields, Jaleel	2	1	.	1	
10	Thompson, Jordan	3	1	.	1	
TM	TEAM	3	1-0	.	.	
	Total	3	136	42	178	23-76	4-24	9-16	9	3	2-0	3	.	
	Opponents	3	178	46	224	19-95	7-73	1-16	5	2	1-0	4	1	

The Automated ScoreBook
West Virginia Individual Season/Career Statistics (as of Sep 26, 2015)
All games

SEASON						CAREER										
Punt Returns	no.	yds	avg	td	lg	no.	yds	avg	td	lg						
Dillon, KJ	3	32	10.7	0	19	3	32	10.7	0	19						
Jennings, Gary	2	23	11.5	0	15	2	23	11.5	0	15						
Total	5	55	11.0	0	19											
Opponents	1	3	3.0	0	3											
Kick Returns	no.	yds	avg	td	lg	no.	yds	avg	td	lg						
Dillon, KJ	2	26	13.0	0	25	2	26	13.0	0	25						
Gibson, Shelton	1	25	25.0	0	25	14	275	19.6	0	42						
Total	3	51	17.0	0	25											
Opponents	14	267	19.1	0	27											
Interceptions	no.	yds	avg	td	lg	no.	yds	avg	td	lg						
Joseph, Karl	4	0	0.0	0	0	8	33	4.1	0	22						
Chestnut, Terrell	1	0	0.0	0	0	2	0	0.0	0	0						
Worley, Daryl	1	0	0.0	0	0	5	50	10.0	0	37						
Askew-Henry, Dravon	1	0	0.0	0	0	3	53	17.7	1	52						
Tyler, Jeremy	1	16	16.0	0	16	1	16	16.0	0	16						
Dillon, KJ	1	0	0.0	0	0	4	35	8.8	1	35						
Total	9	16	1.8	0	16											
Opponents	1	16	16.0	0	16											
Fumble Returns	no.	yds	avg	td	lg	no.	yds	avg	td	lg						
Total	0	0	0.0	0	0											
Opponents	0	0	0.0	0	0											
All Purpose	g	rush	rcv	pr	kr	ir	total	avg/g	g	rush	rcv	pr	kr	ir	total	avg/g
Smallwood, Wen	3	331	70	0	0	0	401	133.7	28	1274	528	0	550	0	2352	84.0
Gibson, Shelton	3	0	329	0	25	0	354	118.0	15	0	389	0	275	0	664	44.3
Shell, Rushel	3	146	44	0	0	0	190	63.3	15	934	184	3	61	0	1182	78.8
Shorts, Daikiel	3	0	183	0	0	0	183	61.0	28	0	1024	0	0	0	1024	36.6
Durante, Jovon	3	0	182	0	0	0	182	60.7	3	0	182	0	0	0	182	60.7
Howard, Skyler	3	88	0	0	0	0	88	29.3	7	228	0	0	0	0	228	32.6
Thompson, Jorda	3	0	72	0	0	0	72	24.0	39	47	933	70	80	0	1130	29.0
Dillon, KJ	3	0	0	32	26	0	58	19.3	38	0	0	32	26	35	93	2.4
Jennings, Gary	3	0	28	23	0	0	51	17.0	3	0	28	23	0	0	51	17.0
Thomas-Williams	3	37	0	0	0	0	37	12.3	3	37	0	0	0	0	37	12.3
Crest, William	3	36	0	0	0	0	36	12.0	4	63	0	0	0	0	63	15.8
Marcellus, Jacky	2	13	23	0	0	0	36	18.0	2	13	23	0	0	0	36	18.0
Mathis, Devonte	3	0	24	0	0	0	24	8.0	19	0	106	0	0	0	106	5.6
Tyler, Jeremy	3	0	0	0	0	16	16	5.3	24	0	0	0	0	16	16	0.7
O'Toole, Nick	3	13	0	0	0	0	13	4.3	28	13	0	0	0	0	13	0.5
Wellman, Elijah	3	0	11	0	0	0	11	3.7	15	4	22	0	0	0	26	1.7
Myers, KJ	3	0	7	0	0	0	7	2.3	36	0	142	0	8	0	150	4.2
TEAM	3	-3	0	0	0	0	-3	-1.0								
Underwood, Ston	3	0	-4	0	0	0	-4	-1.3	7	0	-4	0	0	0	-4	-0.6
Total	3	661	969	55	51	16	1752	584.0								
Opponents	3	460	462	3	267	16	1208	402.7								
Field Goals	att	good	long	blkd	att	good	long	blkd								
Lambert, Josh	9	6	48	1	71	53	55	5								
Total	9	6	48	1												
Opponents	4	1	49	0												
Punting	no.	yds	avg	lg	blk	no.	yds	avg	lg	blk						
O'Toole, Nick	11	507	46.1	65	0	141	6108	43.3	68	0						
Total	11	507	46.1	65	0											
Opponents	16	660	41.2	55	0											

The Automated ScoreBook
West Virginia Red-Zone Results (as of Sep 26, 2015)
All games

West Virginia Inside Opponent Red-Zone

Date	Opponent	Score	Times In RZ	Times Scored	Total Pts	Rush TDs	Pass TDs	FGs Made	Failed to score inside RZ							
									FGA	Down	Int	Fumb	Half	Game		
Sep 5, 2015	GEORGIA SOUTHERN	W 44-0	7	6	30	3	3	0	3	0	1	0	0	0	0	0
Sep 12, 2015	LIBERTY	W 41-17	6	6	34	4	2	2	2	0	0	0	0	0	0	0
Sep 26, 2015	MARYLAND	W 45-6	6	5	35	5	2	3	0	1	0	0	0	0	0	0
Totals			19	17	99	12	7	5	5	1	1	0	0	0	0	0

17 of 19 (89.5%)

Opponents Inside West Virginia Red-Zone

Date	Opponent	Score	Times In RZ	Times Scored	Total Pts	Rush TDs	Pass TDs	FGs Made	Failed to score inside RZ							
									FGA	Down	Int	Fumb	Half	Game		
Sep 5, 2015	GEORGIA SOUTHERN	W 44-0	0	0	0	0	0	0	0	0	0	0	0	0	0	0
Sep 12, 2015	LIBERTY	W 41-17	2	1	7	1	1	0	0	1	0	0	0	0	0	0
Sep 26, 2015	MARYLAND	W 45-6	1	0	0	0	0	0	0	0	0	1	0	0	0	0
Totals			3	1	7	1	1	0	0	1	0	1	0	0	0	0

1 of 3 (33.3%)

The Automated ScoreBook
West Virginia By-Quarter Statistics (as of Sep 26, 2015)
All games

3rd-Down Conversions

Date	Opponent	Score	Overall		1st Qtr		2nd Qtr		3rd Qtr		4th Qtr		Overtime	
Sep 5, 2015	GEORGIA SOUTHERN	W 44-0	3-12	25.0	1-3	33.3	0-5	0.0	0-1	0.0	2-3	66.7		
Sep 12, 2015	LIBERTY	W 41-17	8-13	61.5	2-4	50.0	1-1	100.0	1-3	33.3	4-5	80.0		
Sep 26, 2015	MARYLAND	W 45-6	9-16	56.2	2-2	100.0	2-4	50.0	2-5	40.0	3-5	60.0		
	West Virginia		20-41	48.8	5-9	55.6	3-10	30.0	3-9	33.3	9-13	69.2	0-0	0.0
	Opponents		12-42	28.6	6-15	40.0	3-11	27.3	0-8	0.0	3-8	37.5	0-0	0.0

4th-Down Conversions

Date	Opponent	Score	Overall		1st Qtr		2nd Qtr		3rd Qtr		4th Qtr		Overtime	
Sep 5, 2015	GEORGIA SOUTHERN	W 44-0	1-2	50.0	0-1	0.0	0-0	0.0	0-0	0.0	1-1	100.0		
Sep 12, 2015	LIBERTY	W 41-17	0-0	0.0	0-0	0.0	0-0	0.0	0-0	0.0	0-0	0.0		
Sep 26, 2015	MARYLAND	W 45-6	1-1	100.0	0-0	0.0	0-0	0.0	1-1	100.0	0-0	0.0		
	West Virginia		2-3	66.7	0-1	0.0	0-0	0.0	1-1	100.0	1-1	100.0	0-0	0.0
	Opponents		0-7	0.0	0-2	0.0	0-1	0.0	0-3	0.0	0-1	0.0	0-0	0.0

Time of Possession

Date	Opponent	Score	Overall		1st Qtr		2nd Qtr		3rd Qtr		4th Qtr		Overtime	
Sep 5, 2015	GEORGIA SOUTHERN	W 44-0	25:53		6:57		6:47		4:50		7:19			
Sep 12, 2015	LIBERTY	W 41-17	29:27		7:42		6:00		5:41		10:04			
Sep 26, 2015	MARYLAND	W 45-6	36:34		7:53		9:21		9:31		9:49			
	West Virginia	Total	91:54		22:32		22:08		20:02		27:12		0:00	
		Avg.	30:38		7:30		7:22		6:40		9:04		0:00	
	Opponents	Total	88:06		22:28		22:52		24:58		17:48		0:00	
		Avg.	29:22		7:29		7:37		8:19		5:56		0:00	

The Automated ScoreBook
West Virginia Games Played (as of Sep 26, 2015)
All games

##	PLAYER	GP-GS	GS	LIBERTY	UMD
89	Arndt, Darren	3/-	XXX	XXX	XXX
30	Arndt, Justin	3/-	XXX	XXX	XXX
6D	Askew-Henry, D.	3/3	START	START	START
42	Barber, Jared	2/2	START	...	START
17	Benton, A.	3/1	XXX	START	XXX
62	Bosch, Kyle	3/3	START	START	START
58	Brown, Amanii	3/-	XXX	XXX	XXX
95	Brown, C.	3/3	START	START	START
31	Bruce, Isaiah	3/-	XXX	XXX	XXX
55	Cajuste, Yodny	3/3	START	START	START
16	Chestnut, T.	3/3	START	START	START
44	Christian, H.	2/-	XXX	XXX	...
88	Clay, Cody	3/1	XXX	XXX	START
38	Commodore, S.	3/-	XXX	XXX	XXX
1B	Crest, William	3/-	XXX	XXX	XXX
81	Davis, Vernon	1/-	XXX
87	DePalma, John	2/-	XXX	...	XXX
9	Dillon, KJ	3/3	START	START	START
13	Douglas, Rasul	1/-	XXX
5	Durante, Jovon	3/2	START	START	XXX
96	Fields, Jaleel	2/-	XXX	...	XXX
1	Gibson, Shelton	3/3	START	START	START
18	Gross, Marvin	3/-	XXX	XXX	XXX
22	Harper, Jarrod	3/-	XXX	XXX	XXX
66	Haynes, Jonatha	1/-	XXX
49	Howard, Darrien	3/-	XXX	XXX	XXX
3	Howard, Skyler	3/3	START	START	START
90	Jefferson, L.	3/-	XXX	XXX	XXX
12	Jennings, Gary	3/-	XXX	XXX	XXX
8D	Joseph, Karl	3/3	START	START	START
45	Kinsey, E.	3/-	XXX	XXX	XXX
35	Kwiatkoski, N.	3/3	START	START	START
14	Kyeremeh, Nana	3/-	XXX	XXX	XXX
86	Lambert, Josh	3/-	XXX	XXX	XXX
77	Lazard, Marcell	3/-	XXX	XXX	XXX
92	Lewis, Jon	2/-	XXX	...	XXX
56	Lingafelter, G.	3/-	XXX	XXX	XXX
78	Lucas, Marquis	3/3	START	START	START
94	Maduwesi, C.J.	2/-	XXX	...	XXX
23	Marcellus, J.	2/-	...	XXX	XXX
82	Mathis, Devonte	3/1	XXX	XXX	START
70	Matteo, Tony	3/-	XXX	XXX	XXX
46	Meadows, Nick	2/-	...	XXX	XXX
48	Molina, Mike	2/-	XXX	XXX	...
20	Muldrow, Edward	2/-	...	XXX	XXX
19	Myers, KJ	3/-	XXX	XXX	XXX
97	Nwachukwu, N.	3/3	START	START	START

The Automated ScoreBook
 West Virginia Games Played (as of Sep 26, 2015)
 All games

##	PLAYER	GP-GS	GS	LIBERTY	UMD
91	O'Toole, Nick	3/-	XXX	XXX	XXX
65	Orlosky, Tyler	3/3	START	START	START
57	Pankey, Adam	3/3	START	START	START
36	Petteway, Shaq	3/3	START	START	START
5D	Preston, Xavier	3/-	XXX	XXX	XXX
93	Rose, Kyle	3/3	START	START	START
3D	Rumph, Rick	3/-	XXX	XXX	XXX
2D	Shariff, Khairi	3/-	XXX	XXX	XXX
7	Shell, Rushel	3/1	START	XXX	XXX
6	Shorts, Daikiel	3/3	START	START	START
4	Smallwood, W.	3/3	START	START	START
8	Thomas-Williams	3/-	XXX	XXX	XXX
10	Thompson, J.	3/1	XXX	START	XXX
74	Townes, S.	2/-	XXX	XXX	...
24	Tyler, Jeremy	3/-	XXX	XXX	XXX
59	Underwood, S.	3/-	XXX	XXX	XXX
27	Walters, Sean	3/-	XXX	XXX	XXX
28	Wellman, Elijah	3/-	XXX	XXX	XXX
2	White, Ka'Raun	2/-	...	XXX	XXX
7D	Worley, Daryl	3/3	START	START	START

The Automated ScoreBook
West Virginia Game Superlatives (as of Sep 26, 2015)
All games

INDIVIDUAL GAME HIGHS

Rushes	22	Smallwood, Wendell vs Maryland (Sep 26, 2015)
Yards Rushing	147	Smallwood, Wendell vs Maryland (Sep 26, 2015)
TD Rushes	2	Smallwood, Wendell vs Liberty (Sep 12, 2015)
Long Rush	34	Howard, Skyler vs Liberty (Sep 12, 2015)
Pass attempts	33	Howard, Skyler vs Maryland (Sep 26, 2015)
Pass completions	21	Howard, Skyler vs Liberty (Sep 12, 2015)
	21	Howard, Skyler vs Maryland (Sep 26, 2015)
Yards Passing	359	Howard, Skyler vs Georgia Southern (Sep 5, 2015)
TD Passes	4	Howard, Skyler vs Maryland (Sep 26, 2015)
Long Pass	57	Howard, Skyler vs Georgia Southern (Sep 5, 2015)
Receptions	6	Durante, Jovon vs Liberty (Sep 12, 2015)
	6	Gibson, Shelton vs Maryland (Sep 26, 2015)
Yards Receiving	130	Gibson, Shelton vs Georgia Southern (Sep 5, 2015)
TD Receptions	2	Gibson, Shelton vs Maryland (Sep 26, 2015)
Long Reception	57	Gibson, Shelton vs Georgia Southern (Sep 5, 2015)
	57	Durante, Jovon vs Georgia Southern (Sep 5, 2015)
Field Goals	3	Lambert, Josh vs Georgia Southern (Sep 5, 2015)
Long Field Goal	48	Lambert, Josh vs Maryland (Sep 26, 2015)
Punts	4	O'Toole, Nick vs Georgia Southern (Sep 5, 2015)
	4	O'Toole, Nick vs Maryland (Sep 26, 2015)
Punting Avg	49.7	O'Toole, Nick vs Liberty (Sep 12, 2015)
Long Punt	65	O'Toole, Nick vs Georgia Southern (Sep 5, 2015)
Punts inside 20	2	O'Toole, Nick vs Georgia Southern (Sep 5, 2015)
	2	O'Toole, Nick vs Liberty (Sep 12, 2015)
	2	O'Toole, Nick vs Maryland (Sep 26, 2015)
Long Punt Return	19	Dillon, KJ vs Liberty (Sep 12, 2015)
Long Kickoff Return	25	Gibson, Shelton vs Liberty (Sep 12, 2015)
	25	Dillon, KJ vs Maryland (Sep 26, 2015)
Tackles	8	Joseph, Karl vs Georgia Southern (Sep 5, 2015)
Sacks	1.0	Nwachukwu, Noble vs Georgia Southern (Sep 5, 2015)
	1.0	Walters, Sean vs Maryland (Sep 26, 2015)
	1.0	Petteway, Shaq vs Maryland (Sep 26, 2015)
	1.0	Howard, Darrien vs Maryland (Sep 26, 2015)
Tackles For Loss	2.0	Benton, Al-Rasheed vs Liberty (Sep 12, 2015)
Interceptions	3	Joseph, Karl vs Georgia Southern (Sep 5, 2015)

The Automated ScoreBook
West Virginia Game Superlatives (as of Sep 26, 2015)
All games

TEAM GAME HIGHS

Rushes	59	vs Maryland (Sep 26, 2015)
Yards Rushing	304	vs Maryland (Sep 26, 2015)
Yards Per Rush	5.2	vs Maryland (Sep 26, 2015)
TD Rushes	3	vs Georgia Southern (Sep 5, 2015)
Pass attempts	37	vs Maryland (Sep 26, 2015)
Pass completions	27	vs Liberty (Sep 12, 2015)
Yards Passing	359	vs Georgia Southern (Sep 5, 2015)
Yards Per Pass	13.8	vs Georgia Southern (Sep 5, 2015)
TD Passes	4	vs Maryland (Sep 26, 2015)
Total Plays	96	vs Maryland (Sep 26, 2015)
Total Offense	601	vs Maryland (Sep 26, 2015)
Yards Per Play	8.2	vs Georgia Southern (Sep 5, 2015)
Points	45	vs Maryland (Sep 26, 2015)
Sacks By	3	vs Maryland (Sep 26, 2015)
First Downs	37	vs Maryland (Sep 26, 2015)
Penalties	10	vs Maryland (Sep 26, 2015)
Penalty Yards	124	vs Maryland (Sep 26, 2015)
Turnovers	2	vs Maryland (Sep 26, 2015)
Interceptions By	5	vs Maryland (Sep 26, 2015)
Punts	4	vs Georgia Southern (Sep 5, 2015)
	4	vs Maryland (Sep 26, 2015)
Punting Avg	49.7	vs Liberty (Sep 12, 2015)
Long Punt	65	vs Georgia Southern (Sep 5, 2015)
Punts inside 20	2	vs Georgia Southern (Sep 5, 2015)
	2	vs Liberty (Sep 12, 2015)
	2	vs Maryland (Sep 26, 2015)
Long Punt Return	19	vs Liberty (Sep 12, 2015)

The Automated ScoreBook
West Virginia Game Superlatives (as of Sep 26, 2015)
All games

OPPONENT INDIVIDUAL GAME HIGHS

Rushes	17	M. Breida, vs Georgia Southern (Sep 5, 2015)
Yards Rushing	130	Ross, B., vs Maryland (Sep 26, 2015)
TD Rushes	1	MACON, T., vs Liberty (Sep 12, 2015)
Long Rush	55	Ross, B., vs Maryland (Sep 26, 2015)
Pass attempts	32	WOODRUM, J., vs Liberty (Sep 12, 2015)
Pass completions	21	WOODRUM, J., vs Liberty (Sep 12, 2015)
Yards Passing	280	WOODRUM, J., vs Liberty (Sep 12, 2015)
TD Passes	1	WOODRUM, J., vs Liberty (Sep 12, 2015)
	1	Garman, D., vs Maryland (Sep 26, 2015)
Long Pass	60	WOODRUM, J., vs Liberty (Sep 12, 2015)
Receptions	5	RICE, D., vs Liberty (Sep 12, 2015)
Yards Receiving	71	SHELLS, D., vs Liberty (Sep 12, 2015)
TD Receptions	1	PARKER, Z., vs Liberty (Sep 12, 2015)
	1	Davenport, J., vs Maryland (Sep 26, 2015)
Long Reception	60	PARKER, Z., vs Liberty (Sep 12, 2015)
Field Goals	1	LUNSFORD, J., vs Liberty (Sep 12, 2015)
Long Field Goal	49	LUNSFORD, J., vs Liberty (Sep 12, 2015)
Punts	5	Pritchard, N., vs Maryland (Sep 26, 2015)
Punting Avg	49.0	R. Nowicki, vs Georgia Southern (Sep 5, 2015)
Long Punt	55	M. Flynn, vs Georgia Southern (Sep 5, 2015)
Punts inside 20	1	R. Nowicki, vs Georgia Southern (Sep 5, 2015)
	1	Craddock, B., vs Maryland (Sep 26, 2015)
Long Punt Return	3	PARKER, Z., vs Liberty (Sep 12, 2015)
Long Kickoff Return	27	D. Keaton, vs Georgia Southern (Sep 5, 2015)
Tackles	14	Carter, J., vs Maryland (Sep 26, 2015)
Sacks	1.5	B. Dawson, vs Georgia Southern (Sep 5, 2015)
Tackles For Loss	3.0	Carter, J., vs Maryland (Sep 26, 2015)
Interceptions	1	Nixon, A., vs Maryland (Sep 26, 2015)

The Automated ScoreBook
West Virginia Game Superlatives (as of Sep 26, 2015)
All games

OPPONENT TEAM GAME HIGHS

Rushes	57	vs Georgia Southern (Sep 5, 2015)
Yards Rushing	195	vs Georgia Southern (Sep 5, 2015)
Yards Per Rush	6.0	vs Maryland (Sep 26, 2015)
TD Rushes	1	vs Liberty (Sep 12, 2015)
Pass attempts	36	vs Maryland (Sep 26, 2015)
Pass completions	21	vs Liberty (Sep 12, 2015)
Yards Passing	280	vs Liberty (Sep 12, 2015)
Yards Per Pass	8.5	vs Liberty (Sep 12, 2015)
TD Passes	1	vs Liberty (Sep 12, 2015)
	1	vs Maryland (Sep 26, 2015)
Total Plays	70	vs Georgia Southern (Sep 5, 2015)
Total Offense	372	vs Liberty (Sep 12, 2015)
Yards Per Play	6.1	vs Liberty (Sep 12, 2015)
Points	17	vs Liberty (Sep 12, 2015)
Sacks By	3	vs Maryland (Sep 26, 2015)
First Downs	17	vs Liberty (Sep 12, 2015)
Penalties	10	vs Maryland (Sep 26, 2015)
Penalty Yards	100	vs Maryland (Sep 26, 2015)
Turnovers	6	vs Maryland (Sep 26, 2015)
Interceptions By	1	vs Maryland (Sep 26, 2015)
Punts	7	vs Maryland (Sep 26, 2015)
Punting Avg	46.4	vs Georgia Southern (Sep 5, 2015)
Long Punt	55	vs Georgia Southern (Sep 5, 2015)
Punts inside 20	1	vs Georgia Southern (Sep 5, 2015)
	1	vs Maryland (Sep 26, 2015)
Long Punt Return	3	vs Liberty (Sep 12, 2015)